



AGENDA
AIRPORTS BOARD
Thursday August 16, 2018
1:30 p.m.

Beaufort County Government Building, County Council Chambers

NO AUDIO/VIDEO WILL BE AVAILABLE AT THE HILTON HEAD ISLAND LIBRARY

1. CALL TO ORDER
2. PLEDGE OF ALLEGIANCE
3. ADOPTION OF AGENDA
4. JUNE MINUTES – Written meeting minutes unavailable. To view the full meeting, please visit Beaufort County website.
5. PUBLIC COMMENT - Limited to Three Minutes Each Person
6. DIRECTOR'S REPORT - Jon Rembold
7. UNFINISHED BUSINESS - Chairman
8. NEW BUSINESS - Chairman
 - TBE Work Authorization – HXD Property Acquisition – North Ramp (backup)
 - HXD Incentive Policy (backup)
 - ARW Wetlands Mitigation Payment (backup)
 - FAA Supplemental Funding Projects List (backup)
9. PUBLIC COMMENT - Limited to Three Minutes Each Person
10. FUTURE MEETINGS

Airports Board: The next meeting will be held on Thursday, September 20, 2018, 1:30 pm at the Town of Hilton Head, Council Chambers.

ADJOURNMENT

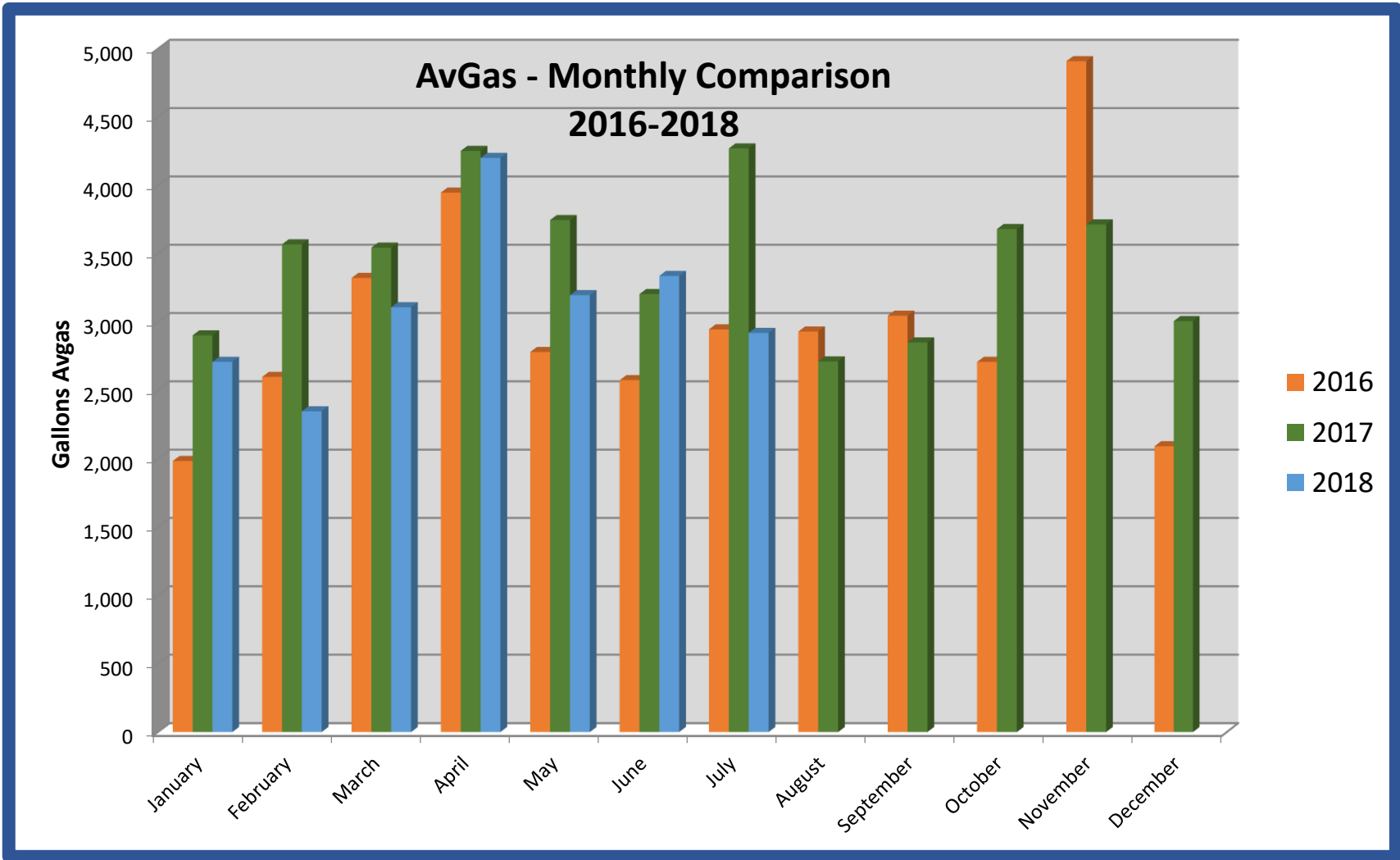


ARW FUEL OPS

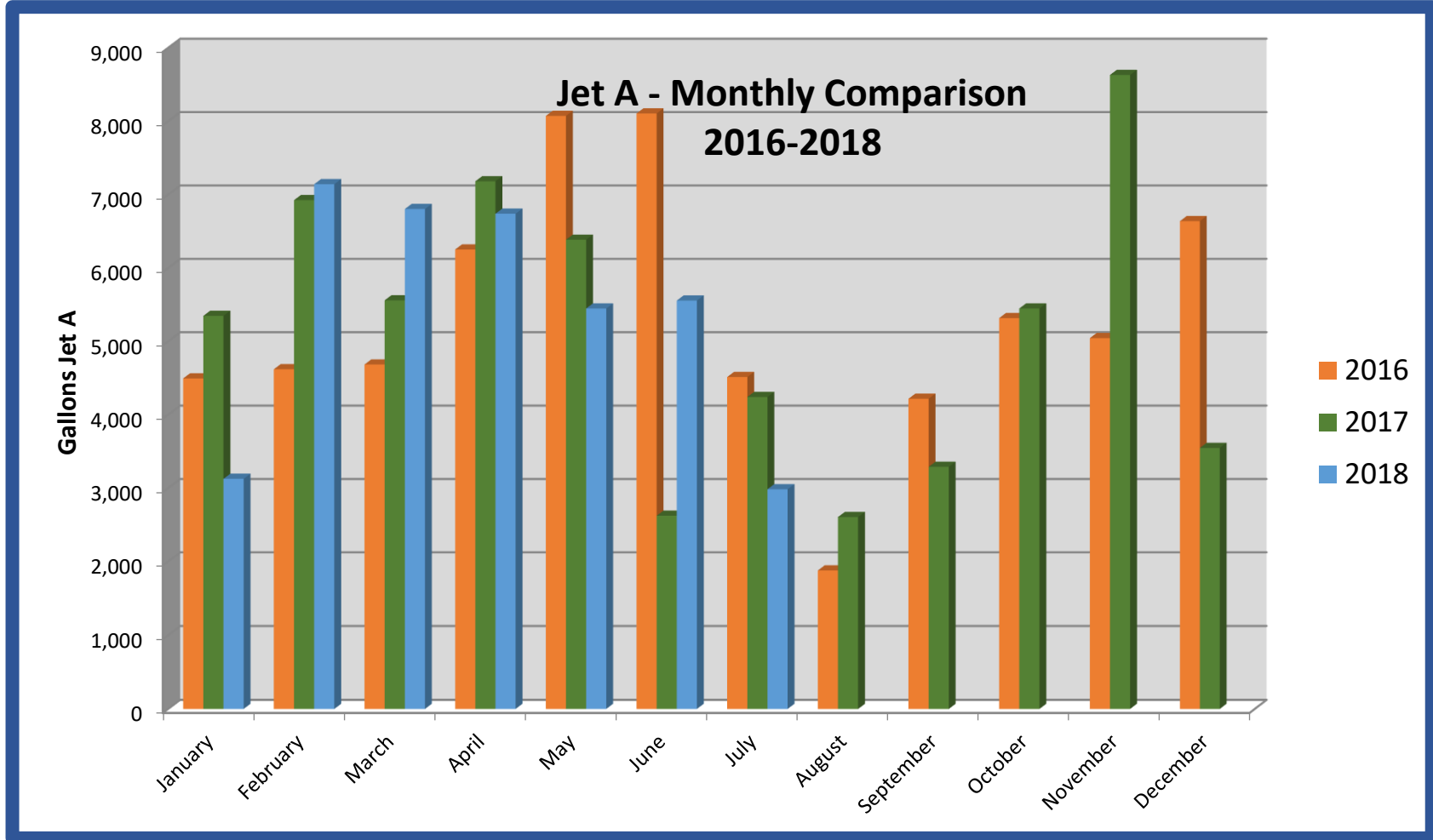
	Avgas	Jet A	Total Flow	Total Flight Ops		Avgas	Jet A	Total Flow	Total Flight Ops		Avgas	Jet A	Total Flow	Total Flight Ops
2018					2017					2016				
January	2,708	3,126	5,834	0	January	2,902	5,347	8,249	1,744	January	1,982	4,494	6,476	1,274
February	2,346	7,141	9,487	1,428	February	3,568	6,924	10,492	2,110	February	2,598	4,619	7,217	1,679
March	3,108	6,803	9,911	2,031	March	3,544	5,559	9,103	2,023	March	3,322	4,684	8,006	1,766
April	4,201	6,739	10,940	2,240	April	4,252	7,181	11,433	2,285	April	3,947	6,251	10,198	2,134
May	3,196	5,447	8,643	1,852	May	3,746	6,384	10,130	2,105	May	2,780	8,072	10,852	2,177
June	3,337	5,556	8,893	1,910	June	3,204	2,623	5,827	1,253	June	2,574	8,105	10,679	2,198
July	2,920	2,983	5,903	1,105	July	4,270	4,241	8,511	1,729	July	2,946	4,513	7,459	1,694
August					August	2,711	2,605	5,316	1,202	August	2,930	1,877	4,807	1,082
September					September	2,850	3,289	6,139	** Unk	September	3,046	4,217	7,263	1,805
October					October	3,680	5,447	9,127	** Unk	October	2,708	5,316	8,024	1,910
November					November	3,714	8,630	12,344	** Unk	November	4,909	5,043	9,952	2,042
December					December	3,006	3,547	6,553	** Unk	December	2,090	6,638	8,728	1,882
2018 Total	21,816	37,795	36,172	5,699	2017 Total	41,447	61,777	103,224	14,451	2016 Total	35,832	63,829	99,661	21,643

(NOTE: ** Unknown. Counters are inoperable due to Hurricane Irma)

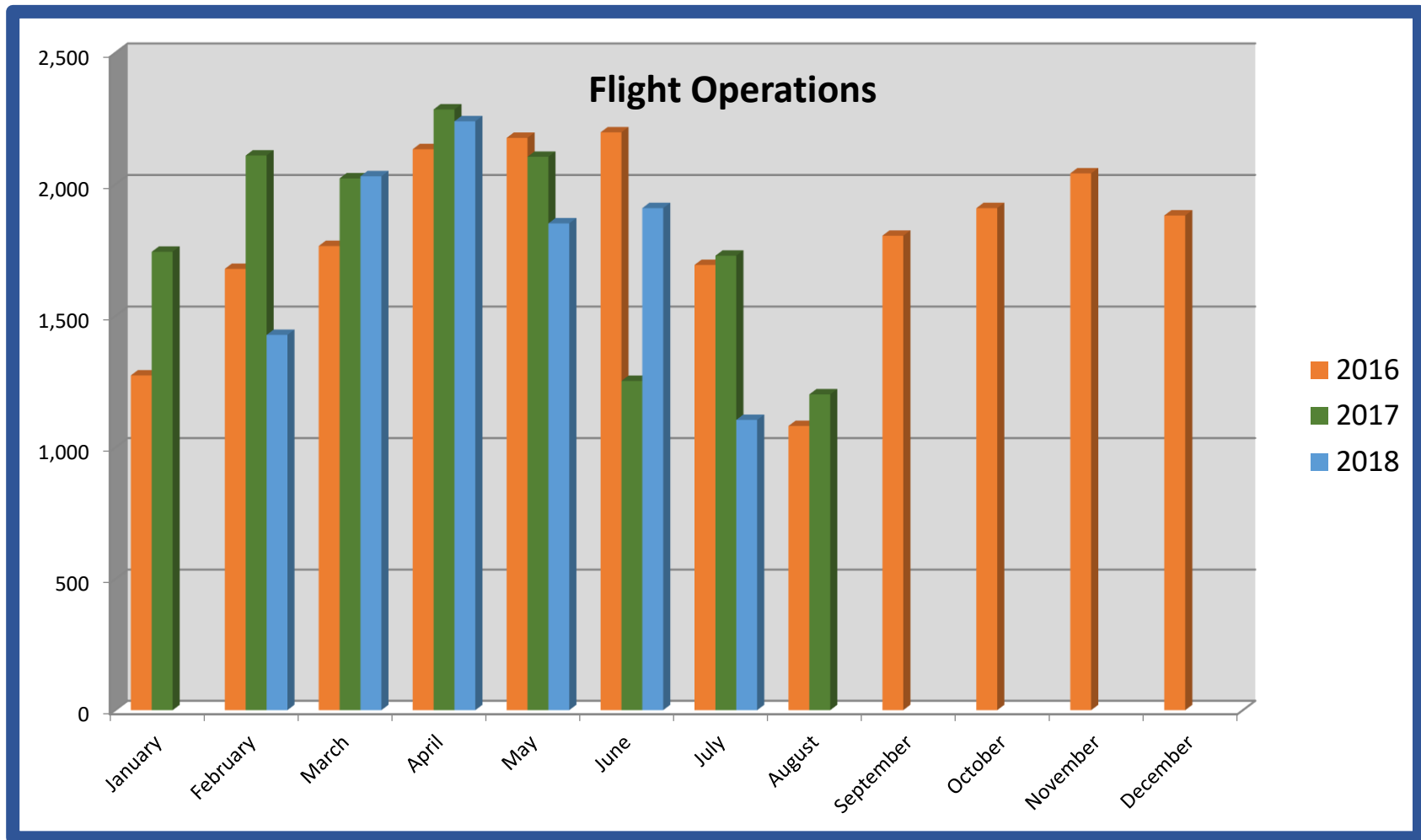
ARW FUEL



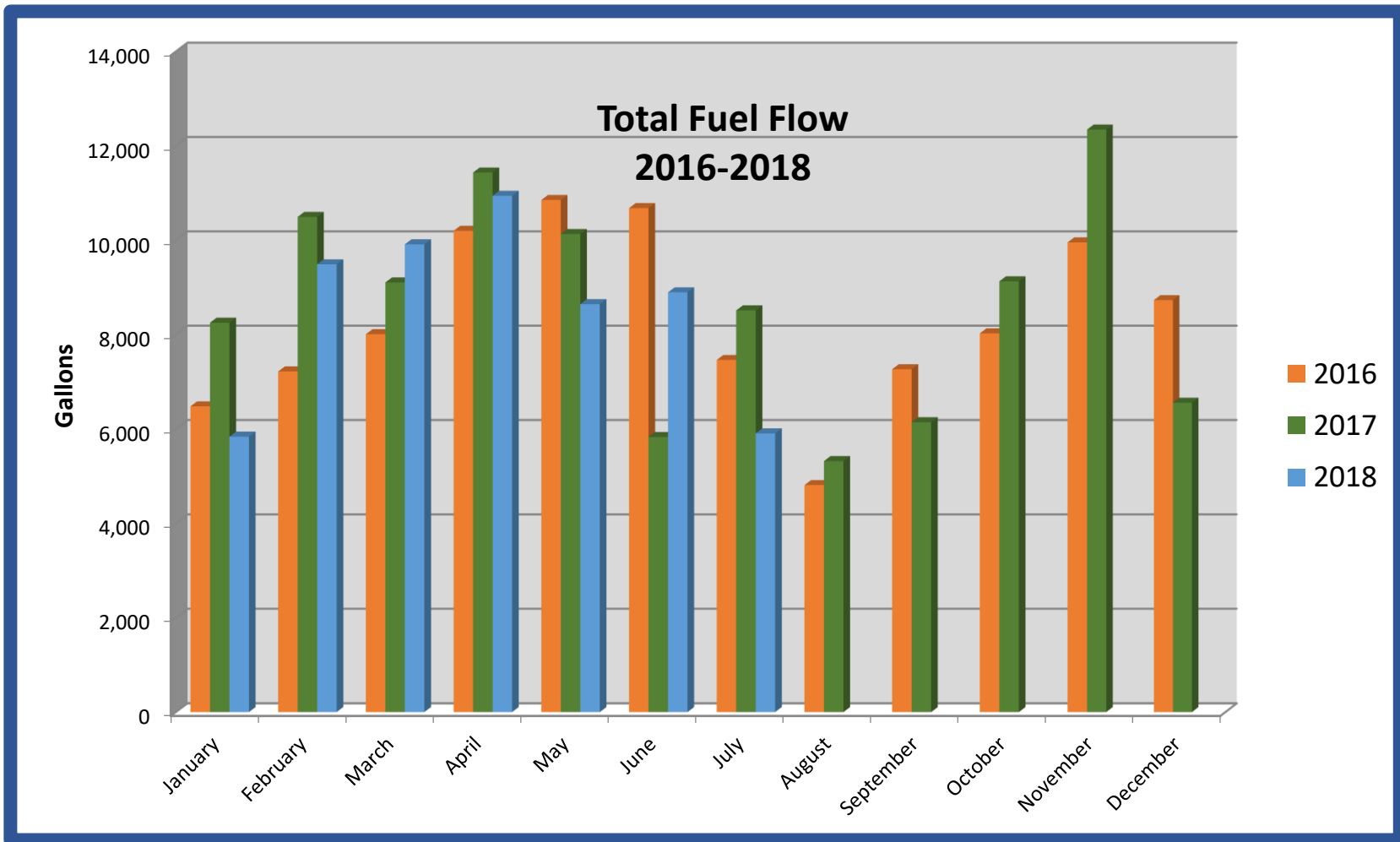
ARW FUEL



ARW FUEL



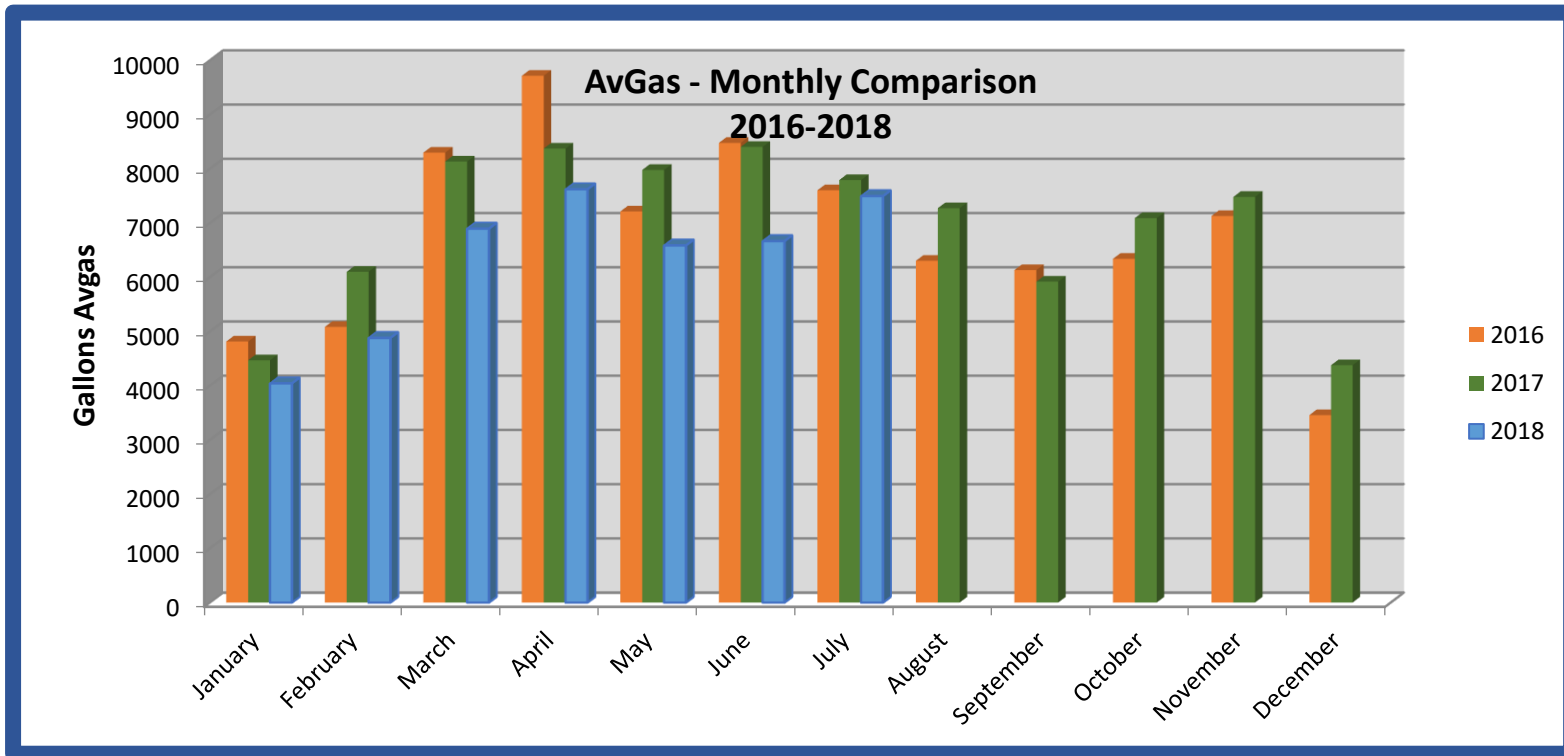
ARW FUEL



HXD FUEL OPS

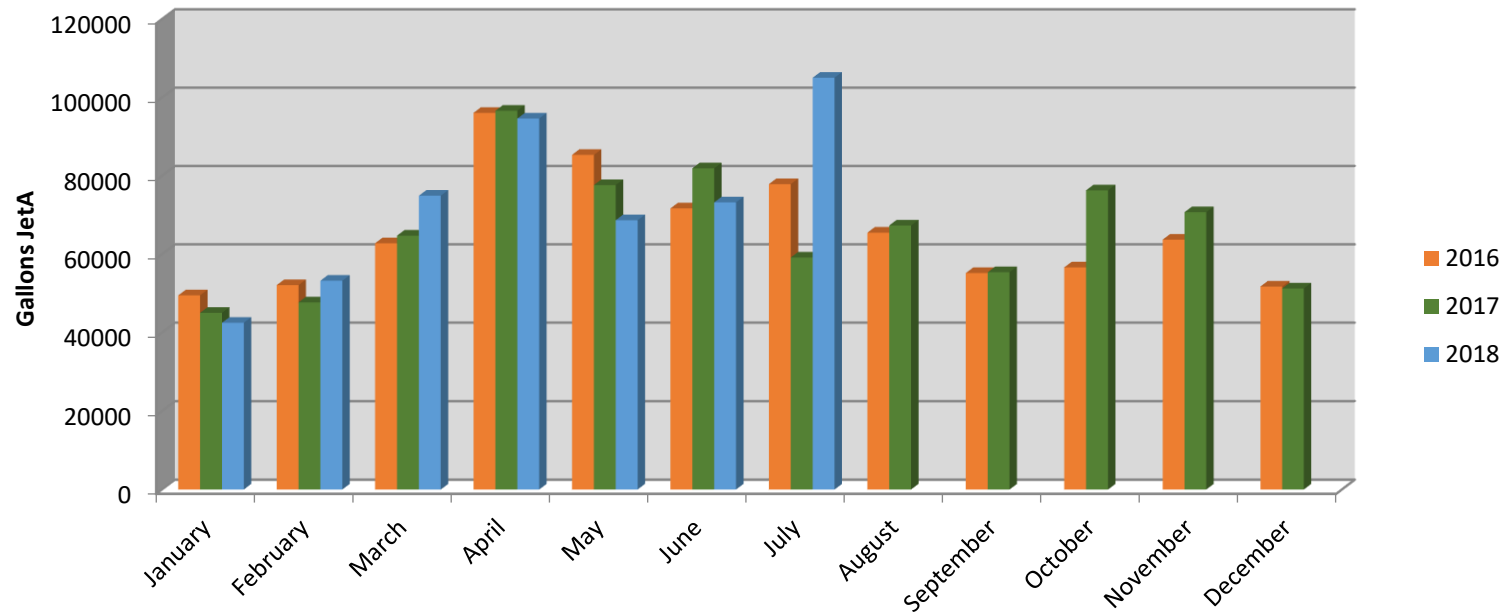
	Avgas	Jet A	Total Flow		Avgas	Jet A	Total Flow		Avgas	Jet A	Total Flow
2018				2017				2016			
January	4,041	42,497	46,538	January	4,467	45,026	49,493	January	4,813	49,489	54,302
February	4,880	53,227	58,107	February	6,099	47,695	53,794	February	5,082	52,104	57,186
March	6,896	74,934	81,830	March	8,133	64,731	72,864	March	8,296	62,786	71,082
April	7,621	94,628	102,249	April	8,371	96,634	105,005	April	9,714	96,077	105,791
May	6,585	68,675	75,260	May	7,977	77,640	85,617	May	7,211	85,347	92,558
June	6,666	73,235	79,901	June	8,402	81,923	90,325	June	8,476	71,700	80,176
July	7,496	105,053	112,549	July	7,791	59,155	66,946	July	7,602	77,893	85,495
August				August	7,271	67,324	74,595	August	6,301	65,499	71,800
September				September	5,917	55,400	61,317	September	6,130	55,190	61,320
October				October	7,089	76,303	83,392	October	6,338	56,624	62,962
November				November	7,480	70,708	78,188	November	7,127	63,711	70,838
December				December	4,376	51,252	55,628	December	3,455	51,740	55,195
2018 Total	44,185	512,249	556,434	2017 Total	83,373	793,791	877,164	2016 Total	80,545	788,160	868,705

HXD FUEL

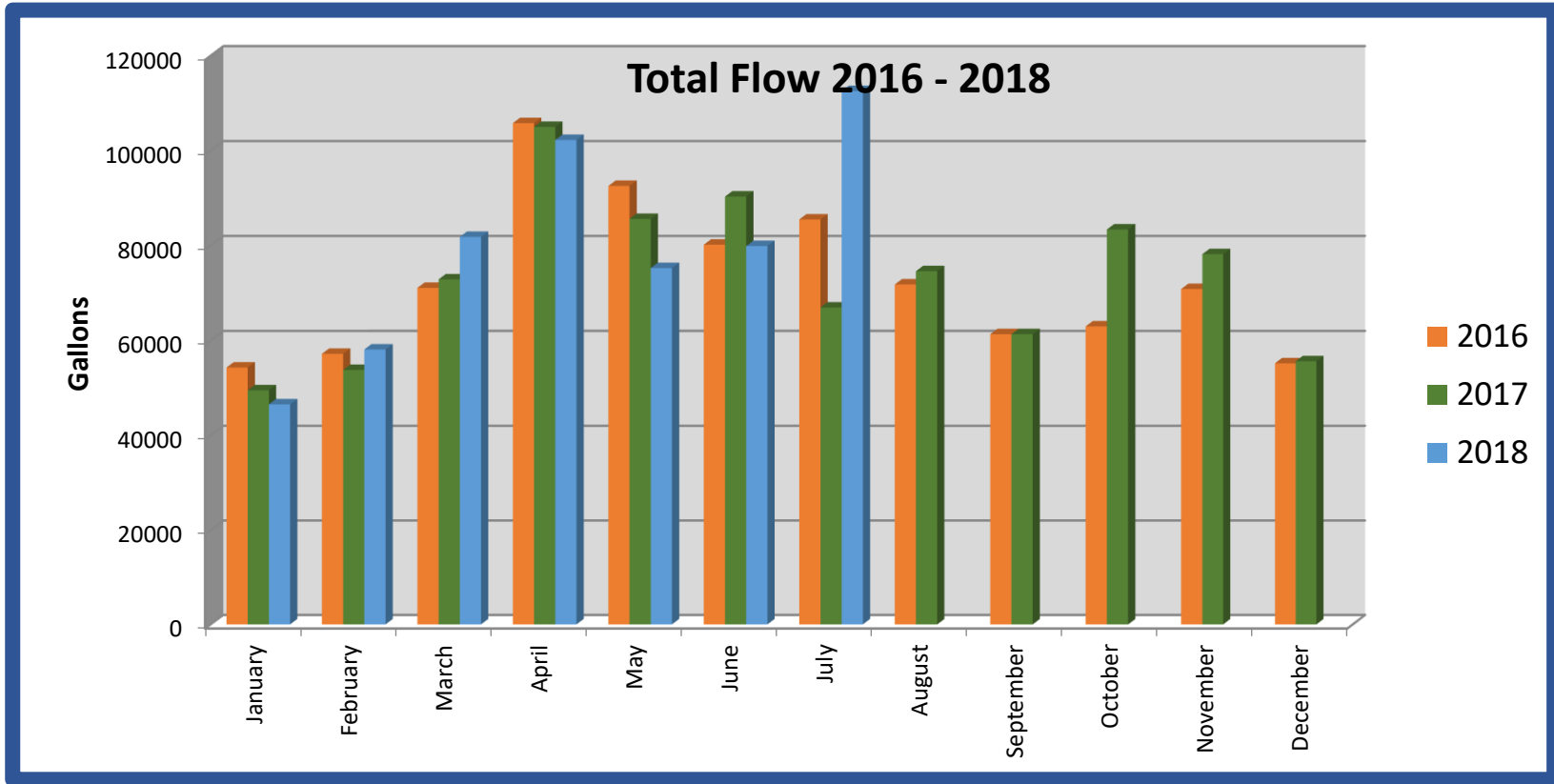


HXD FUEL

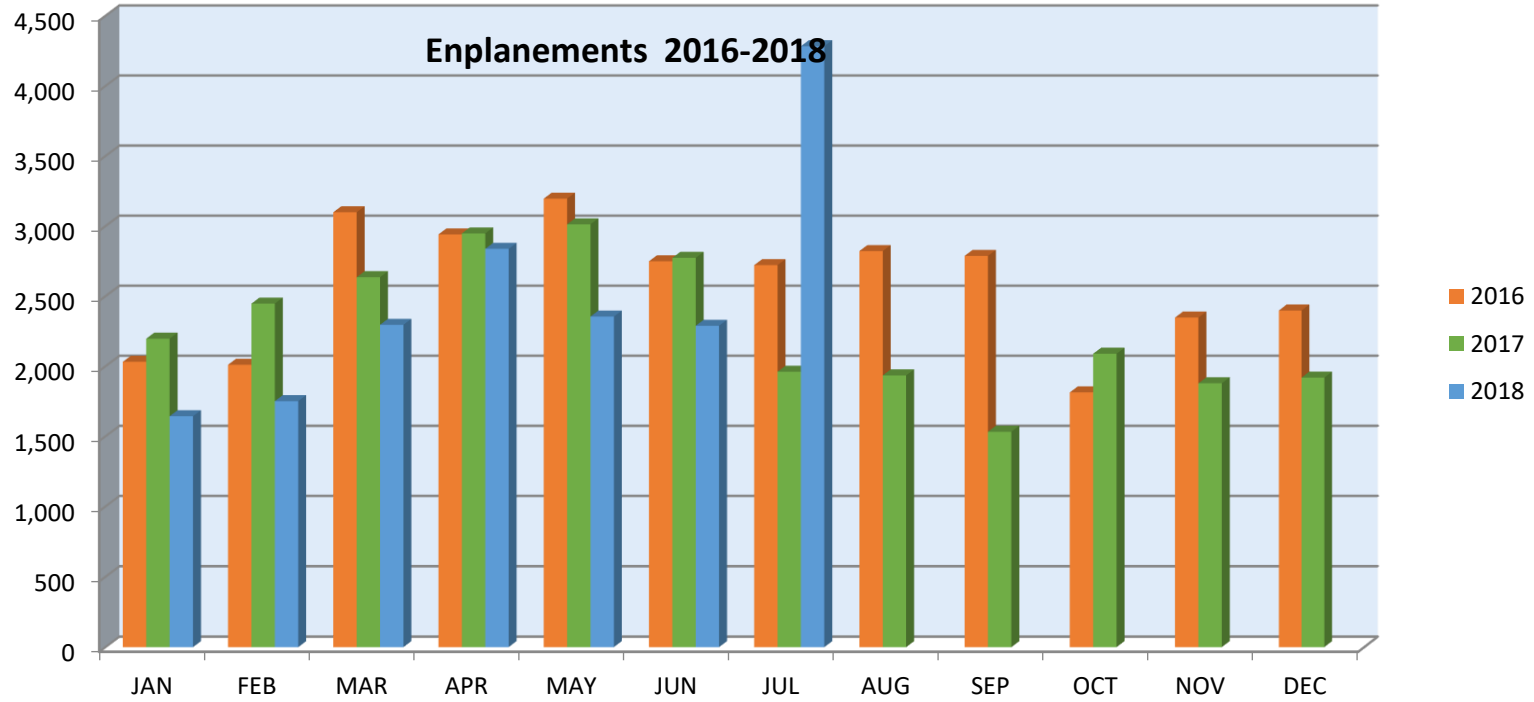
Jet A - Monthly Comparison 2016 - 2018

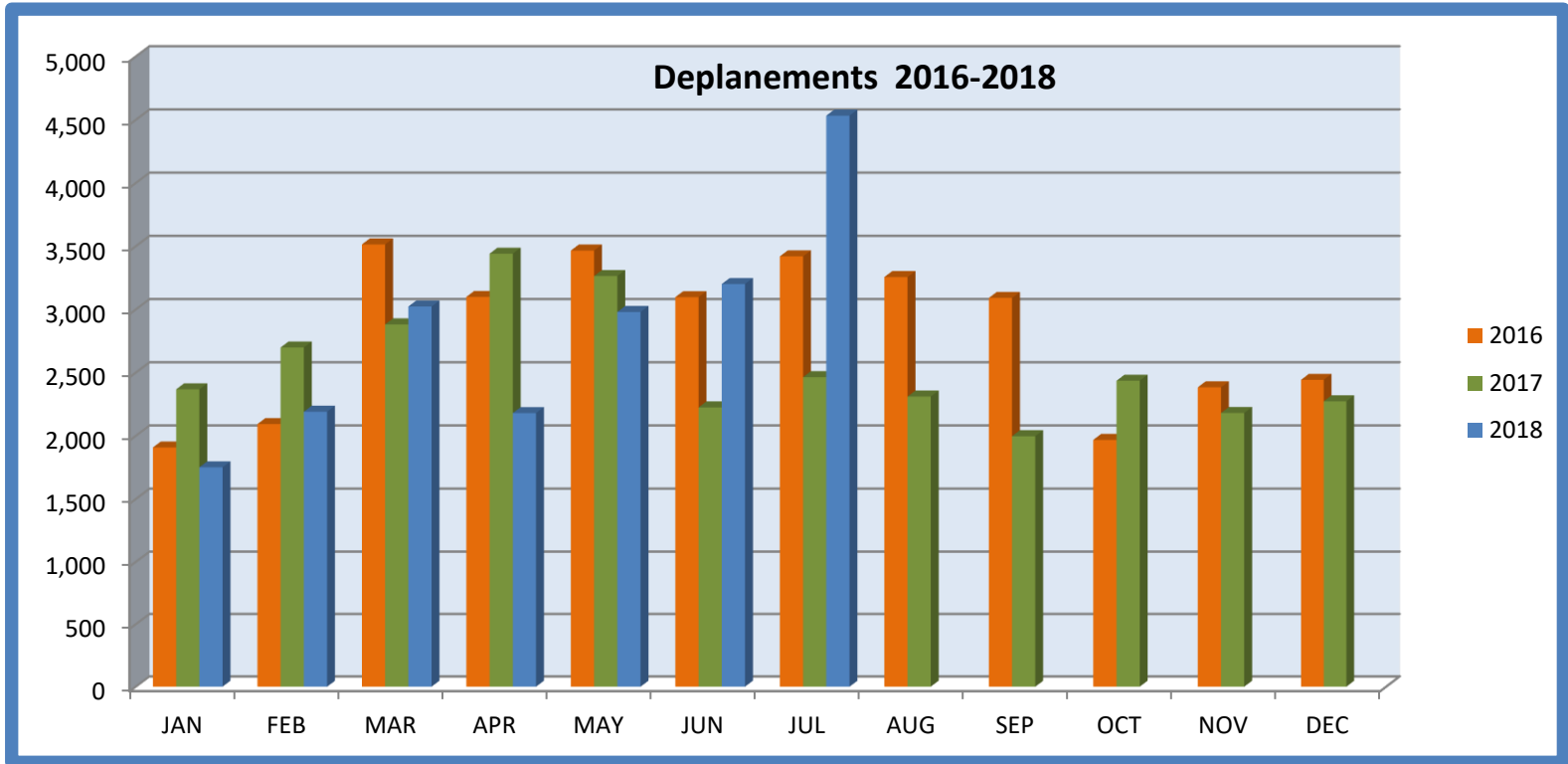


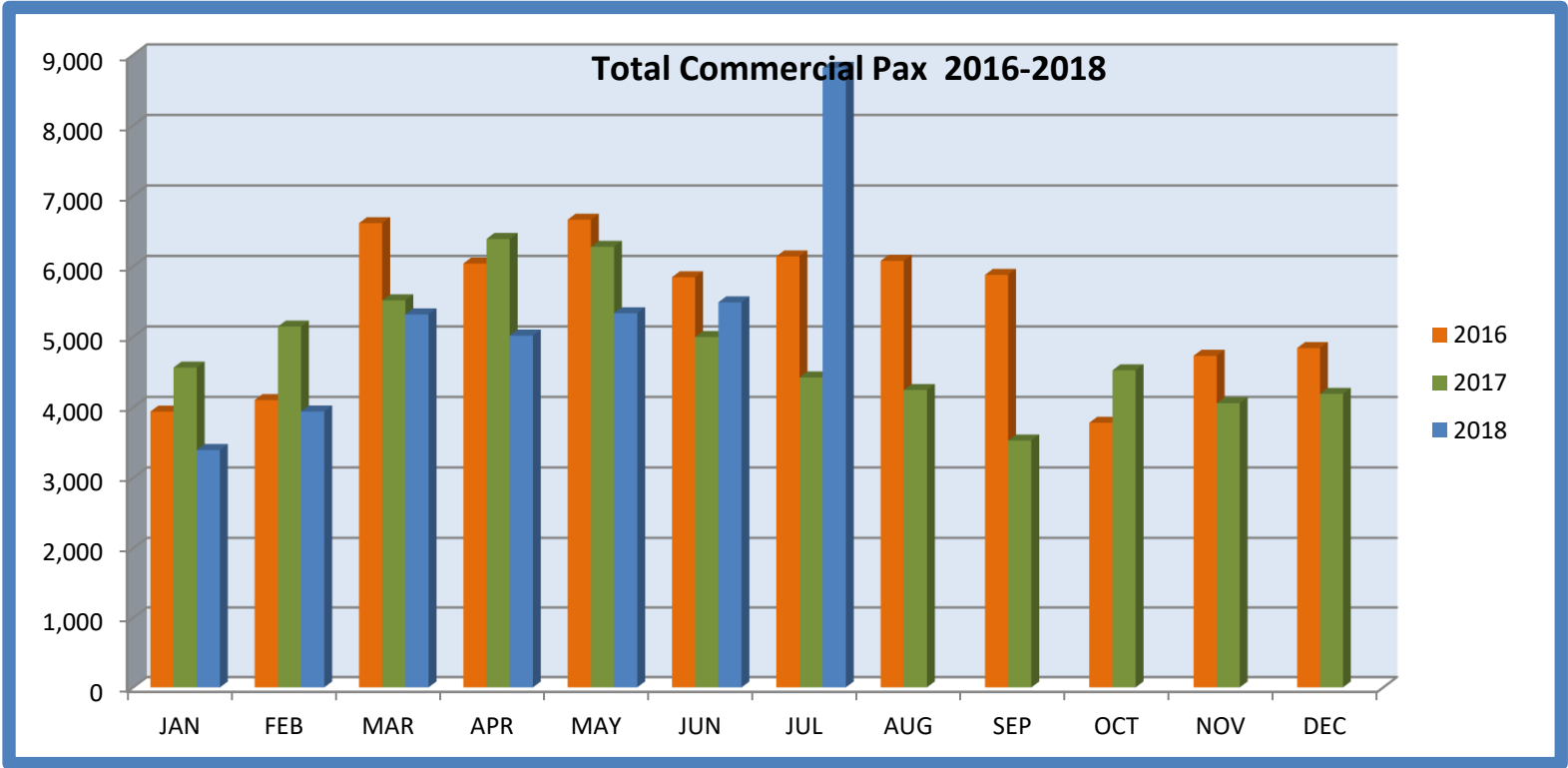
HXD FUEL



Enplanements 2016-2018







HXD TOWER REPORT

ITINERATE			LOCAL								YTD Total	
TOWER	AIR TAXI	GA	MILITARY	LOCAL GA	LOCAL MIL	VFR	IFR	Total	After Hrs. GA	After Hrs. Comm	Total Ops	Ops
January	308	1,154	18	200	92	984	788	1,772	65	3	1,840	1,840
February	367	1,666	42	256	72	1,358	1,045	2,403	83	0	2,486	4,326
March	448	1,902	24	312	22	1,206	1,503	2,709	96	0	2,805	7,131
April	636	2,163	20	172	20	1,372	1,638	3,010	0	0	3,010	10,141
May	548	2,073	28	334	8	1,590	1,401	2,991	0	0	2,991	13,132
June	525	2,190	40	194	34	1,316	1,667	2,983	0	2	2,985	16,117
July	463	2,360	17	204	30	1,853	1,221	3,074	0	0	3,074	19,191
August	412	2,075	9	254	18	1,329	1,456	2,785	0	0	2,785	21,976
September	383	1,500	18	146	4	1,003	1,048	2,051	0	0	2,051	24,027
October	453	1,753	30	75	30	988	1,352	2,340	0	0	2,340	26,367
November	436	1,741	39	100	6	1,138	1,184	2,322	0	0	2,322	28,689
December	346	1,260	32	231	26	1,013	882	1,895	0	0	1,895	30,584
TOTALS 2017	5,325	21,837	317	2,478	362	15,150	15,185	30,335	244	5	30,584	

