



**AGENDA
AIRPORTS BOARD
Thursday, November 20, 2014 – 1:30 p.m.
Council Chambers, Administration Building
Beaufort County Government Center
100 Ribaut Road, Beaufort, SC**

NO AUDIO/VIDEO WILL BE AVAILABLE AT THE HILTON HEAD ISLAND LIBRARY

1. CALL TO ORDER
2. PLEDGE OF ALLEGIANCE
3. MOTION TO ACCEPT, NOVEMBER 20, 2014 AGENDA
4. MOTION TO ACCEPT OCTOBER 16, 2014 MINUTES ([backup](#))
5. PUBLIC COMMENTS - Limited to Three Minutes Each Person
6. LADY'S ISLAND AIRPORT REPORT – Jon Rembold ([backup](#))
7. HILTON HEAD ISLAND AIRPORT REPORT – Jon Rembold ([backup](#))
8. DIRECTOR'S REPORT – Jon Rembold
9. NEW BUSINESS:
 - 2016-2020 CIP Lists ([backup](#))
10. UNFINISHED BUSINESS:
 - BCA Acceptance by FAA ([backup](#))
11. PUBLIC COMMENTS - Limited to Three Minutes Each Person
12. FUTURE MEETINGS
Airports Board: The next meeting will be held on December 18, 2014 at 1:30 PM in the Hilton Head Island Town Council Chambers
13. ADJOURNMENT



AIRPORTS BOARD

October 16, 2014

The electronic and print media were duly notified in
Accordance with the State Freedom of Information Act

Notification: To view video of full discussion of this meeting please visit
http://beaufort.granicus.com/ViewPublisher.php?view_id=2

The Airports Board met on Thursday October 16, 2014 at 1:30 p.m. in the Council Chambers of the Beaufort County Government Center. Chairman Rich Sells called the meeting to order and led the attendees in the Pledge of Allegiance.

ATTENDANCE

Airports Board Members: Rich Sells, Al Spain, Ron Smetek, Alan Rae, Dan Ahern, Derek Gilbert, Anne Esposito, and Carl Wedler. (Absent: Will Dopp, Graham Kerr, Gregory Viventi, Town of Hilton Head Island Liaison Councilman John McCann, and Beaufort County Liaison Councilman Stu Rodman).

County Staff: Jon Rembold, Airports Director and Linda Wright, Administrative Assistant.

MOTION TO ACCEPT AGENDA

Motion: It was moved by Mr. Smetek, seconded by Mr. Gilbert that the October 16, 2014 agenda be approved. The vote was: FOR – Rich Sells, Al Spain, Ron Smetek, Alan Rae, Dan Ahern, Derek Gilbert, Anne Esposito, and Carl Wedler. AGAINST – None. ABSENT: Will Dopp, Graham Kerr, and Gregory Viventi. MOTION PASSED.

MOTION TO ACCEPT MINUTES

Motion: It was moved by Mr. Smetek, seconded by Mr. Spain that the September 18, 2014 minutes be approved. The vote was: FOR – Rich Sells, Al Spain, Ron Smetek, Alan Rae, Dan Ahern, Derek Gilbert, Anne Esposito, and Carl Wedler. AGAINST – None. ABSENT: Will Dopp, Graham Kerr, and Gregory Viventi. MOTION PASSED.

PUBLIC COMMENTS - None

LADY'S ISLAND AIRPORT REPORT

Mr. Rembold reported on the fuel sales and operations for the Lady's Island Airport for September.

Mr. Rembold stated there was a three day jury trial for the Runway 07 tree obstruction project which ended in a mistrial. The trial was to determine the just compensation that should be awarded to the land owner on a 38.2 acre parcel across from Runway 07. He stated the case will be going back to court. He stated Talbert, Bright and Ellington are in the process of resurveying

the trees because the tree survey has expired. Mr. Rae asked if some power lines needed to be relocated on the Runway 07 approach. Mr. Rembold stated that the power lines are owned and maintained by SCE&G so it is up to them to negotiate these obstructions with the FAA.

Mr. Wedler wanted to know if the carpet in the conference room had been cleaned or replaced. Mr. Rembold stated neither has been done at this time. He stated Mr. Phillips is working on replacing the carpet.

HILTON HEAD ISLAND AIRPORT REPORT

Mr. Rembold gave the tower and operations reports as well as the noise complaints for September.

Mr. Rembold stated the first change order has been submitted to the FAA for the On-Airport Tree Mitigation project. He stated this is a modification of the scope of work in light of some natural re-growth.

Mr. Rembold stated that he and Ms. Elder will meet with the last few property owners for Runway 21 on the North end to discuss the aviation easements.

Mr. Rembold stated the night time approach on Runway 03 was shut down by the FAA because of the obstructions. A waiver was requested from the FAA and an application was submitted to the Town of Hilton Head Island to remove the 5 trees causing the problem and that a permit was received. Mr. Rembold said they are now working with the tree company and the property owners and should have the trees down quickly. Mr. Sells asked if the night time approach is still closed. Mr. Rembold stated Runway 03 is still closed, but Runway 21 is open.

Mr. Rembold stated the lighted sign project is underway and should take about 45 days to complete. He also stated we are in the final steps of linking the websites for the Phase III Archeology Data Recovery and Public Outreach program. Mr. Rembold stated the land acquisition easements for Runway 03 are actively progressing and that several final offers were issued this week. Mr. Rembold stated the projects for Taxiway A and Taxiway F are still in the design phases.

Mr. Rembold stated the Runway 21 land acquisition for the physical properties are underway. He stated Insty-Prints and Deep Well are priorities and are scheduled within the next week or two. He said they will tour the property with the owners and go through the questionnaire so the appraisals can be completed.

Mr. Rembold stated they are still waiting on the EA for the Runway 03/21 extension and that the Master Drainage Plan has been started, in concept, with the subconsultants. He said the on-site tree removal between the control tower and Signature Flight Support's ramp is ongoing. Mr. Rembold stated the Runway 03 Tree Removal EA is underway.

DIRECTOR'S REPORT

Mr. Rembold asked for a motion to recommend that the Mitchellville Cultural Exhibit be moved to the state museum in Columbia from February 2015 until July 2015.

Motion: It was moved by Mr. Smetek, seconded by Ms. Esposito that a recommendation be made to the Finance Committee that the Mitchellville Cultural Exhibit be moved to the state museum in Columbia from February 2015 until July 2015. The vote was: FOR – Rich Sells, Al Spain, Ron Smetek, Alan Rae, Dan Ahern, Derek Gilbert, Anne Esposito, and Carl Wedler. AGAINST – None. ABSENT: Will Dopp, Graham Kerr, and Gregory Viventi. MOTION PASSED.

Mr. Rembold stated that at the last meeting there was a discussion about an alleged letter he had received or would receive from the FAA concerning cost updates for the Benefit Cost Analysis. He stated there was never any official letter from the FAA and that he had spoken to the ADO, Mr. Larry Clark, and that Mr. Clark said no such letter had been sent. Mr. Smetek stated he would follow up on this matter.

NEW BUSINESS - None

UNFINISHED BUSINESS – None

PUBLIC COMMENTS CONTINUED – None

FUTURE MEETINGS

The next Airports Board meeting will be Thursday November 20, 2014 at 1:30 p.m. in the County Council Chambers of the Beaufort County Government Center.

ADJOURNMENT – 1:55 PM

LADY'S ISLAND AIRPORT OPERATIONS REPORT

		Avgas	Jet A	Total Flow	Total Flight Ops
2014					
January		2,370	1,573	3,943	981
February		2,146	2,085	4,231	968
March		3,181	4,421	7,602	1,846
April		3,097	4,803	7,900	1,916
May		3,415	3,837	7,252	1,710
June		2,022	2,721	4,743	1,042
July		2,884	3,252	6,136	1,294
August		2,165	3,692	5,857	1,188
September		1,980	3,118	5,098	1,088
October		3,389	4,940	8,329	1,974
November					
December					
2014 Totals		26,649	34,442	61,091	14,007
		Avgas	Jet A	Total Flow	Total Flight Ops
2013					
January		2,393	2,682	5,075	1,010
February		2,831	2,798	5,629	1,102
March		4,804	4,019	8,823	2,005
April		3,682	4,505	8,187	1,954
May		3,402	2,862	6,264	1,249
June		2,601	1,579	4,180	1,012
July		3,369	1,249	4,618	1,026
August		2,676	3,323	5,999	1,205
September		3,598	2,599	6,197	1,582
October		4,191	3,421	7,612	1,834
November		2,465	4,240	6,705	1,179
December		2,314	3,147	5,461	1,082
2013 Totals		38,326	36,424	74,750	16,240
		Avgas	Jet A	Total Flow	Total Flight Ops
2012					
January		3,130	2,520	5,650	1,018
February		2,029	1,882	3,911	984
March		4,418	4,025	8,443	1,912
April		4,181	4,110	8,291	1,965
May		3,062	4,049	7,111	1,106
June		3,928	3,055	6,983	1,222
July		3,292	883	4,175	905
August		2,616	2,232	4,848	948
September		2,910	2,257	5,167	1,105
October		3,349	4,282	7,631	1,860
November		3,950	4,056	8,006	1,984
December		3,339	3,060	6,399	1,685
2012 Totals		40,204	36,411	76,615	16,694

LADY'S ISLAND AIRPORT OPERATIONS REPORT

		Avgas	Jet A	Total Flow	Total Flight Ops
2011					
January		3,580	3,036	6,616	920
February		4,020	1,849	5,869	1,074
March		5,166	3,005	8,171	1,847
April		4,884	4,181	9,065	2,015
May		3,666	4,822	8,488	1,280
June		3,167	1,848	5,015	1,018
July		2,968	2,336	5,304	1,038
August		2,432	2,478	4,910	912
September		2,488	2,615	5,103	858
October		3,367	3,461	6,828	1,141
November		3,913	6,168	10,081	1,838
December		3,518	2,675	6,193	1,122
2011 Totals		43,169	38,474	81,643	15,063

LADY'S ISLAND AIRPORT OPERATIONS REPORT

		Avgas	Jet A	Total Flow	Total Flight Ops
2010					
January		4,385	3,837	8,222	Not Available
February		4,271	3,159	7,430	1,328
March		2,801	3,045	5,846	871
April		4,511	3,000	7,511	2,185
May		5,559	4,388	9,947	1,730
June		4,584	2,519	7,103	1,110
July		5,260	2,954	8,214	1,312
August		4,277	1,955	6,232	1,010
September		5,345	2,491	7,836	1,052
October		5,812	4,691	10,503	1,562
November		3,882	3,967	7,849	1,012
December		3,372	2,453	5,825	1,027
2010 Totals		54,059	38,459	92,518	14,199
2009					
January		3,421	1,829	5,250	750
February		4,281	3,196	7,477	1,100
March		4,241	3,624	7,865	1,400
April		6,871	3,141	10,012	1,600
May		5,822	3,979	9,801	Not Available
June		6,914	5,849	12,763	1,824
July		4,959	2,459	7,418	1,185
August		5,389	3,214	8,603	1,285
September		4,258	3,715	7,973	1,184
October		4,500	723	5,223	1,052
November		4,538	4,969	9,507	1,326
December		2,932	3,543	6,475	1,050
2009 Totals		58,126	40,241	98,367	13,756
2008					
January		5,619	4,937	10,556	1,210
February		5,500	6,200	11,700	Not Available
March		Not broken down		8,100	Not Available
April		5,675	5,435	11,110	1,225
May		5,363	6,907	12,270	1,680
June		6,196	3,954	10,150	1,153
July		4,442	3,367	7,809	985
August		4,402	2,120	6,522	940
September		4,358	3,613	7,971	1,180
October		5,308	3,244	8,552	1,050
November		5,200	3,700	8,900	Not Available
December		3,535	2,200	5,735	Not Available
2008 Totals		55,598	45,677	109,375	9,423

HXD TOWER REPORT

ITINERATE			LOCAL									
TOWER	AIR TAXI	GA	MILITARY	LOCAL GA	LOCAL MIL	VFR	IFR	Total	After Hrs. GA	After Hrs. Comm	Total Ops	
January 2014	370	1,149	33	101	58	764	947	1,711	19	52	1,782	
February 2014	326	1,131	37	166	28	786	902	1,688	78	40	1,806	
March 2014	635	1,432	40	78	25	825	1,385	2,210	68	53	2,331	
April 2014	753	1,747	25	127	14	983	1,683	2,666	100	56	2,822	
May 2014	729	1,920	24	210	25	1,332	1,576	2,908	66	56	3,030	
June 2014	636	1,878	51	474	106	1,660	1,485	3,145	53	53	3,251	
July 2014	720	1,804	34	411	24	1,391	1,602	2,993	72	51	3,116	
August 2014	773	1,645	27	326	39	1,335	1,474	2,809	82	50	2,941	
September 2014	581	1,276	25	162	48	788	1,304	2,092	82	40	2,214	
October 2014	779	2,112	44	266	48	1,606	1,642	3,248	73	53	3,374	
November 2014								0			0	
December 2014								0			0	
TOTALS 2014	6,302	16,094	340	2,321	415	11,470	14,000	25,470	693	504	26,667	

ITINERATE			LOCAL									
TOWER	AIR TAXI	GA	MILITARY	LOCAL GA	LOCAL MIL	VFR	IFR	Total	After Hrs. GA	After Hrs. Comm	Total Ops	
January 2013	516	1,303	28	158	69	961	1,103	2,064	128	54	2,246	
February 2013	488	1,171	25	182	26	812	1,080	1,892	96	41	2,029	
March 2013	672	1,717	28	146	40	1,126	1,477	2,603	130	34	2,767	
April 2013	830	2,223	21	186	12	1,126	2,126	3,252	160	34	3,446	
May 2013	772	2,140	15	233	38	1,067	2,131	3,198	48	35	3,281	
June 2013	681	2,085	19	197	28	1,255	1,755	3,010	56	33	3,099	
July 2013	652	1,889	10	178	22	1,062	1,689	2,751	62	36	2,849	
August 2013	624	1,831	32	193	52	1,180	1,552	2,732	38	34	2,804	
September 2013	595	1,693	27	180	79	1,145	1,429	2,574	65	36	2,675	
October 2013	614	1,656	12	136	68	961	1,525	2,486	23	32	2,541	
November 2013	593	1,315	11	69	35	694	1,329	2,023	16	53	2,092	
December 2013	468	1,234	31	99	85	812	1,105	1,917	24	44	1,985	
TOTALS 2013	7,505	20,257	259	1,957	554	12,201	18,301	30,502	846	466	31,814	

ITINERATE			LOCAL									
TOWER	AIR TAXI	GA	MILITARY	LOCAL GA	LOCAL MIL	VFR	IFR	Total	After Hrs. GA	After Hrs. Comm	Total Ops	
January 2012	555	1,572	56	155	107	1,161	1,284	2,445	53	14	2,512	
February 2012	582	1,541	64	180	158	1,174	1,351	2,525	92	20	2,637	
March 2012	678	2,030	32	254	66	1,374	1,957	3,331	126	19	3,476	
April 2012	890	2,224	29	164	42	1,176	2,173	3,349	127	19	3,495	
May 2012	772	2,248	28	170	26	1,279	1,965	3,244	125	23	3,392	
June 2012	669	1,918	22	148	24	1,103	1,678	2,781	134	35	2,950	
July 2012	695	1,761	37	220	66	1,162	1,617	2,779	88	36	2,903	
August 2012	707	1,593	25	185	26	970	1,566	2,536	64	37	2,637	
September 2012	600	1,651	28	154	83	1,092	1,424	2,516	119	38	2,673	
October 2012	699	1,573	23	112	112	1,009	1,510	2,519	126	35	2,680	
November 2012	581	1,708	43	108	96	1,043	1,493	2,536	124	56	2,716	
December 2012	489	1,274	13	159	42	873	1,099	1,972	125	56	2,153	
TOTALS 2012	7,917	21,093	400	2,009	848	13,416	19,117	32,533	1,303	388	34,224	

HXD TOWER REPORT

ITINERATE			LOCAL									
TOWER	AIR TAXI	GA	MILITARY	LOCAL GA	LOCAL MIL	VFR	IFR	Total	After Hrs. GA	After Hrs. Comm	Total Ops	
January 2011	462	1,392	27	182	46	1,027	1,082	2,109	48	17	2,174	
February 2011	421	1,429	34	112	120	1,052	1,064	2,116	86	12	2,214	
March 2011	692	1,925	50	190	46	1,328	1,575	2,903	117	40	3,060	
April 2011	888	2,623	39	180	56	1,572	2,214	3,786	124	52	3,962	
May 2011	790	2,611	48	204	106	1,721	2,038	3,759	120	67	3,946	
June 2011	687	2,345	44	192	47	1,540	1,775	3,315	126	38	3,479	
July 2011	691	2,146	33	238	38	1,312	1,834	3,146	80	27	3,253	
August 2011	601	1,955	40	229	26	1,294	1,557	2,851	129	47	3,027	
September 2011	580	1,710	33	101	98	1,029	1,493	2,522	129	52	2,703	
October 2011	638	2,031	22	91	44	1,146	1,680	2,826	137	46	3,009	
November 2011	670	1,529	45	112	94	945	1,505	2,450	114	14	2,578	
December 2011	627	1,542	32	98	42	966	1,375	2,341	116	21	2,478	
TOTALS 2011	7,747	23,238	447	1,929	763	14,932	19,192	34,124	1,326	433	35,883	

ITINERATE			LOCAL									
TOWER	AIR TAXI	GA	MILITARY	LOCAL GA	LOCAL MIL	VFR	IFR	Total	After Hrs. GA	After Hrs. Comm	Total Ops	
January 2010	544	1,654	17	187	55	1,217	1,240	2,457	85	44	2,586	
February 2010	520	1,559	42	152	126	1,171	1,228	2,399	136	37	2,572	
March 2010	858	2,177	10	198	8	1,333	1,918	3,251	86	114	3,451	
April 2010	1,085	3,205	13	181	22	1,896	2,610	4,506	87	84	4,677	
May 2010	910	2,529	31	210	74	1,600	2,154	3,754	90	130	3,974	
June 2010	933	2,531	19	172	26	1,560	2,121	3,681	92	125	3,898	
July 2010	914	2,487	37	164	34	1,539	2,097	3,636	96	161	3,893	
August 2010	916	2,074	30	140	28	1,148	2,040	3,188	124	135	3,447	
September 2010	770	2,041	23	192	26	1,339	1,713	3,052	118	54	3,224	
October 2010	852	2,181	37	162	78	1,393	1,917	3,310	184	111	3,605	
November 2010	595	2,139	39	238	40	1,395	1,656	3,051	106	29	3,186	
December 2010	526	1,532	38	124	46	1,010	1,256	2,266	Out of Service	22	2,288	
TOTALS 2010	9,423	26,109	336	2,120	563	16,601	21,950	38,551	1,204	1,046	40,801	

ITINERATE			LOCAL									
-----------	--	--	-------	--	--	--	--	--	--	--	--	--

HXD TOWER REPORT

TOWER	AIR TAXI	GA	MILITARY	LOCAL GA	LOCAL MIL	VFR	IFR	Total	After Hrs. GA	After Hrs. Comm	Total Ops
January 2009	542	1,518	27	94	58	959	1,280	2,239	Out of Service	10	2,249
February 2009	528	1,846	68	260	54	1,457	1,299	2,756	Out of Service	24	2,780
March 2009	961	2,387	22	212	10	1,501	2,091	3,592	Out of Service	99	3,691
April 2009	1,117	2,827	30	250	20	1,547	2,697	4,244	Out of Service	116	4,360
May 2009	977	2,284	27	208	56	1,326	2,226	3,552	54	132	3,738
June 2009	1,027	2,504	30	276	36	1,637	2,236	3,873	162	128	4,163
July 2009	1,033	2,487	18	116	10	1,343	2,321	3,664	32	128	3,824
August 2009	985	2,111	9	94	10	1,118	2,091	3,209	28	121	3,358
September 2009	920	2,288	14	196	14	1,391	2,041	3,432	26	114	3,572
October 2009	921	1,907	17	106	16	974	1,993	2,967	21	114	3,102
November 2009	620	2,206	11	268	24	1,451	1,678	3,129	Out of Service	41	3,170
December 2009	601	1,671	11	370	58	1,398	1,313	2,711	79	42	2,832
TOTALS 2009	10,232	26,036	284	2,450	366	16,102	23,266	39,368	402	1,069	40,839

ITINERATE			LOCAL								
TOWER	AIR TAXI	GA	MILITARY	LOCAL GA	LOCAL MIL	VFR	IFR	Total	After Hrs. GA	After Hrs. Comm	Total Ops
January 2008	781	1,940	58	276	48	1,383	1,720	3,103	36	120	3,259
February 2008	820	2,069	80	263	30	1,473	1,789	3,262	12	84	3,358
March 2008	1,084	2,396	74	274	107	1,641	2,294	3,935	29	112	4,076
April 2008	1,042	2,681	107	216	99	1,666	2,479	4,145	6	66	4,217
May 2008	1,044	2,822	68	495	109	2,133	2,405	4,538	11	68	4,617
June 2008	920	2,639	68	390	109	1,959	2,167	4,126	14	74	4,214
July 2008	982	2,268	78	337	50	1,935	2,479	4,414	12	100	4,526
August 2008	929	1,988	44	200	24	1,228	1,957	3,185	16	83	3,284
September 2008	842	1,903	32	168	12	1,124	1,833	2,957	16	14	2,987
October 2008	857	2,163	24	200	36	1,305	1,975	3,280	12	13	3,305
November 2008	815	1,843	7	195	28	1,113	1,775	2,888	10	11	2,909
December 2008	633	1,723	11	220	28	1,222	1,403	2,625	13	6	2,644
TOTALS 2008	10,749	26,435	651	3,234	680	18,182	24,276	42,458	187	751	43,396

ITINERATE			LOCAL								
TOWER	AIR TAXI	GA	MILITARY	LOCAL GA	LOCAL MIL	VFR	IFR	Total	After Hrs. GA	After Hrs. Comm	Total Ops
January 2007	652	2,069	51	396	64	1,519	1,713	3,232	36	62	3,330
February 2007	633	1,988	86	323	58	1,335	1,753	3,088	31	62	3,181
March 2007	888	2,703	95	359	67	1,721	2,391	4,112	30	90	4,232
April 2007	1,097	3,350	53	302	89	1,949	2,942	4,891	28	120	5,039
May 2007	1,031	2,758	56	285	16	1,567	2,579	4,146	29	120	4,295
June 2007	955	2,576	58	249	34	1,462	2,410	3,872	34	124	4,030
July 2007	999	2,765	54	294	70	1,595	2,587	4,182	29	124	4,335
August 2007	1,056	2,527	50	281	2	1,308	2,608	3,916	28	124	4,068
September 2007	918	2,203	60	338	34	1,447	2,106	3,553	33	120	3,706
October 2007	1,054	2,364	27	284	13	1,389	2,353	3,742	33	124	3,899
November 2007	1,084	2,791	38	359	14	1,866	2,420	4,286	33	124	4,443
December 2007	821	1,856	58	230	43	1,262	1,746	3,008	36	124	3,168
TOTALS 2007	11,188	29,950	686	3,700	504	18,420	27,608	46,028	380	1,318	47,726
ITINERATE			LOCAL								

HXD TOWER REPORT

TOWER	AIR TAXI	GA	MILITARY	LOCAL GA	LOCAL MIL	VFR	IFR	Total	After Hrs. GA	After Hrs. Comm	Total Ops
January 2006	590	1,784	23	324	12	1,217	1,516	2,733	11	62	2,806
February 2006	573	1,587	9	136	2	836	1,471	2,307	24	62	2,393
March 2006	862	2,514	29	103	6	1,186	2,328	3,514	50	62	3,626
April 2006	1,016	3,053	26	159	14	1,489	2,779	4,268	33	62	4,363
May 2006	986	2,630	20	368	0	1,526	2,478	4,004	21	62	4,087
June 2006	894	2,377	32	226	0	1,265	2,264	3,529	58	62	3,649
July 2006	883	2,522	20	350	7	1,484	2,298	3,782	35	62	3,879
August 2006	827	2,207	11	429	8	1,357	2,125	3,482	55	62	3,599
September 2006	828	2,358	42	434	50	1,616	2,096	3,712	37	62	3,811
October 2006	898	2,412	61	290	50	1,452	2,259	3,711	34	62	3,807
November 2006	842	2,306	32	339	16	1,412	2,123	3,535	51	62	3,648
December 2006	760	2,100	25	542	22	1,600	1,849	3,449	129	62	3,640
TOTALS 2006	9,959	27,850	330	3,700	187	16,440	25,586	42,026	538	744	43,308

ITINERATE			LOCAL								
TOWER	AIR TAXI	GA	MILITARY	LOCAL GA	LOCAL MIL	VFR	IFR	Total	After Hrs. GA	After Hrs. Comm	Total Ops
January 2005	567	1,596	8	254	26	1,040	1,411	2,451			
February 2005	500	1,758	11	217	2	1,070	1,418	2,488			
March 2005	762	2,104	15	180	0	1,052	2,009	3,061			
April 2005	961	2,812	16	216	6	1,314	2,697	4,011			
May 2005	846	2,419	21	174	4	1,076	2,388	3,464			
June 2005	792	2,051	17	120	0	793	2,187	2,980			
July 2005	844	2,262	18	194	8	1,134	2,192	3,326			
August 2005	806	1,973	11	110	2	810	2,092	2,902			
September 2005	280	888	30	68	24	530	760	1,290			
October 2005	849	2,291	20	116	2	1,012	2,266	3,278			
November 2005	729	2,185	15	120	2	1,072	1,979	3,051			
December 2005	630	1,557	9	102	0	754	1,544	2,298			
TOTALS 2005	8,566	23,896	191	1,871	76	11,657	22,943	34,600			

ITINERATE			LOCAL								
TOWER	AIR TAXI	GA	MILITARY	LOCAL GA	LOCAL MIL	VFR	IFR	Total	After Hrs. GA	After Hrs. Comm	Total Ops
January 2004								0			
February 2004								0			
March 2004								0			
April 2004	659	2,115	54	121	20	1,129	1,840	2,969			
May 2004	740	2,640	47	306	26	1,606	2,153	3,759			
June 2004	664	2,024	16	105	21	856	1,974	2,830			
July 2004	688	2,365	16	100	0	1,118	2,051	3,169			
August 2004	564	1,707	5	112	2	773	1,617	2,390			
September 2004	562	1,425	25	157	10	786	1,393	2,179			
October 2004	745	2,390	14	160	2	1,037	2,274	3,311			
November 2004	646	2,119	26	206	0	996	2,001	2,997			
December 2004	577	1,797	12	356	26	1,266	1,502	2,768			
TOTALS 2004	5,845	18,582	215	1,623	107	9,567	16,805	26,372			

ENPLANEMENTS/DEPLANEMENTS

HILTON HEAD ISLAND PASSENGER ENPLANEMENTS(departures) 2004-2014												
	2004	2005	2006	2007	2008	2009	2010	2011	2012	2013	2014	
JAN	2,985	3,520	3,540	3,145	4,206	2,510	2,539	2,847	3,421	3,232	2,725	
FEB	3,431	3,957	2,748	3,250	5,275	2,976	2,916	2,800	3,625	3,342	2,182	
MAR	5,053	6,647	5,956	6,273	8,052	5,547	6,044	5,325	5,461	5,326	4,782	
APR	6,513	7,809	6,715	8,985	7,930	6,872	7,596	6,216	6,404	5,385	5,301	
MAY	6,438	7,782	6,739	8,682	8,389	7,177	7,912	6,705	6,092	5,962	5,907	
JUN	6,111	6,814	6,140	8,638	7,819	6,771	7,947	6,138	5,792	5,249	5,337	
JUL	6,051	6,849	5,850	8,498	7,954	7,393	7,629	6,018	5,896	5,462	5,712	
AUG	6,422	6,500	5,086	8,843	7,649	6,957	7,617	5,395	6,154	5,775	5,507	
SEP	4,957	1,129	5,070	7,392	5,922	6,249	7,266	5,051	5,003	5,084	4,547	
OCT	6,115	6,632	5,794	9,230	6,882	6,601	8,314	6,038	5,219	5,376	5,395	
NOV	5,052	5,107	4,313	7,355	5,927	4,121	4,940	4,908	4,567	4,180		
DEC	3,792	3,676	3,198	4,780	2,928	2,977	3,374	3,456	3,268	3,370		
TOTALS	62,920	66,422	61,149	85,071	78,933	66,151	74,094	60,897	60,902	57,743	47,395	

HILTON HEAD ISLAND PASSENGER DEPLANEMENTS(arrivals) 2004-2014												
	2004	2005	2006	2007	2008	2009	2010	2011	2012	2013	2014	
JAN	2,810	3,177	3,253	2,887	3,591	2,308	2,228	2,532	3,003	2,868	2,523	
FEB	3,369	4,120	2,964	3,453	5,729	3,256	3,106	2,940	3,710	3,528	2,382	
MAR	5,558	7,418	6,652	7,313	8,652	5,770	6,750	5,715	6,051	6,109	5,510	
APR	7,053	7,912	6,740	9,289	8,263	7,057	8,111	6,774	6,353	5,306	5,477	
MAY	6,530	7,995	6,836	9,035	8,681	7,175	8,287	6,649	6,143	5,947	6,131	
JUN	6,419	7,649	6,465	8,961	8,110	7,055	8,716	6,317	5,973	5,572	5,887	
JUL	6,028	6,868	5,895	8,708	8,470	7,849	8,327	6,415	6,079	5,713	6,070	
AUG	6,518	6,399	5,177	8,979	7,748	6,684	7,706	5,291	6,291	6,034	5,865	
SEP	4,936	1,185	5,152	7,119	5,583	6,558	7,109	5,303	4,971	4,966	4,448	
OCT	6,102	6,654	5,832	9,068	7,243	6,699	8,135	5,816	5,433	5,604	5,472	
NOV	4,828	5,002	4,380	7,169	5,556	3,860	4,762	4,615	4,338	4,377		
DEC	3,972	3,742	3,419	5,010	3,037	3,248	3,668	3,763	3,479	3,505		
TOTALS	64,123	68,121	62,765	86,991	80,663	67,519	76,905	62,130	61,824	59,529	49,765	

ENPLANEMENTS/DEPLANEMENTS

TOTAL PASSENGER ENPLANEMENTS & DEPLANEMENTS 2004-2014												
	2004	2005	2006	2007	2008	2009	2010	2011	2012	2013	2014	
JAN	5,795	6,697	6,793	6,032	7,797	4,818	4,767	5,379	6,424	6,100	5,248	
FEB	6,800	8,077	5,712	6,703	11,004	6,232	6,022	5,740	7,335	6,870	4,564	
MAR	10,611	14,065	12,608	13,586	16,704	11,317	12,794	11,040	11,512	11,435	10,292	
APR	13,566	15,721	13,455	18,274	16,193	13,929	15,707	12,990	12,757	10,691	10,778	
MAY	12,968	15,777	13,575	17,717	17,070	14,352	16,199	13,354	12,235	11,909	12,038	
JUN	12,530	14,463	12,605	17,599	15,929	13,826	16,663	12,455	11,765	10,821	11,224	
JUL	12,079	13,717	11,745	17,206	16,424	15,242	15,956	12,433	11,975	11,175	11,782	
AUG	12,940	12,899	10,263	17,822	15,397	13,641	15,323	10,686	12,445	11,809	11,372	
SEP	9,893	2,314	10,222	14,511	11,505	12,807	14,375	10,354	9,974	10,050	8,995	
OCT	12,217	13,286	11,626	18,298	14,125	13,300	16,449	11,854	10,652	10,980	10,867	
NOV	9,880	10,109	8,693	14,524	11,483	7,981	9,702	9,523	8,905	8,557		
DEC	7,765	7,418	6,617	9,790	5,965	6,225	7,042	7,219	6,747	6,875		
TOTALS	127,044	134,543	123,914	172,062	159,596	133,670	150,999	123,027	122,726	117,272	97,160	

Delta Connection/ASA began service March 17, 2007

Delta Connection/ASA suspended service November 30, 2008

Delta Connection/Mesaba began service March 2, 2009

Delta Connection/Mesaba suspended service November 2, 2009

Delta Connection/Mesaba began service March 4, 2010

Delta Connection/Mesaba suspended service November 1, 2010

BEAUFORT COUNTY AIRPORT (ARW)

NPIAS 45-0008
CITY: Beaufort, South Carolina

AIRPORT CAPITAL IMPROVEMENT PROGRAM (ACIP)
FUNDING SCENARIO (FY '15 to '20)

FISCAL YEAR	PROJECT DESCRIPTION	TOTAL EST. COST	FAA SHARE	ENTITLEMENT FUNDS	DISCRETIONARY FUNDS	STATE SHARE	LOCAL SHARE
15	Runway 07 Tree Removal Phase III (Construction and Mitigation)	\$800,000	\$720,000	\$140,000	\$580,000	\$40,000	\$40,000
	SWPPP (Reimbursement)	\$10,618	\$10,000	\$10,000	\$0	\$0	\$618
	Runway Safety Area Improvements and Partial Parallel Taxiway Extension (EA/Permit)	\$450,000	\$405,000	\$0	\$405,000	\$22,500	\$22,500
	Total	\$1,260,618	\$1,135,000	\$150,000	\$985,000	\$62,500	\$63,118
16	Runway Safety Area Improvements (Design)	\$600,000	\$540,000	\$150,000	\$390,000	\$30,000	\$30,000
	Parking Lot Relocation and Utility Connection to Terminal (Design)	\$100,000	\$90,000	\$0	\$90,000	\$5,000	\$5,000
	3-Year DBE Plan	\$10,000	\$9,000	\$0	\$9,000	\$500	\$500
	Total	\$710,000	\$639,000	\$150,000	\$489,000	\$35,500	\$35,500
17	Runway Safety Area Improvements (Construction)	\$3,370,000	\$3,033,000	\$150,000	\$2,883,000	\$168,500	\$168,500
	Parking Lot Relocation and Utility Connection to Terminal (Construction)	\$650,000	\$585,000	\$0	\$585,000	\$32,500	\$32,500
	Total	\$3,370,000	\$3,033,000	\$150,000	\$2,883,000	\$168,500	\$168,500
18	Partial Parallel Taxiway and Apron Expansion (Design)	\$200,000	\$180,000	\$150,000	\$30,000	\$10,000	\$10,000
	Helipad (Design and Construction)	\$75,000	\$67,500	\$0	\$67,500	\$3,750	\$3,750
	Total	\$275,000	\$247,500	\$150,000	\$97,500	\$13,750	\$13,750
19	Partial Parallel Taxiway and Apron Expansion (Construction)	\$1,200,000	\$1,080,000	\$150,000	\$930,000	\$60,000	\$60,000
	New Terminal Building (Design and Construction)	\$1,000,000	\$0	\$0	\$0	\$300,000	\$700,000
	3-Year DBE Plan	\$10,000	\$9,000	\$0	\$9,000	\$500	\$500
	Total	\$2,210,000	\$1,089,000	\$150,000	\$939,000	\$360,500	\$760,500
20	Hangar Development Area (Between Terminal and Existing T-Hangars)	\$350,000	\$315,000	\$150,000	\$165,000	\$17,500	\$17,500
	Total	\$350,000	\$315,000	\$150,000	\$165,000	\$17,500	\$17,500

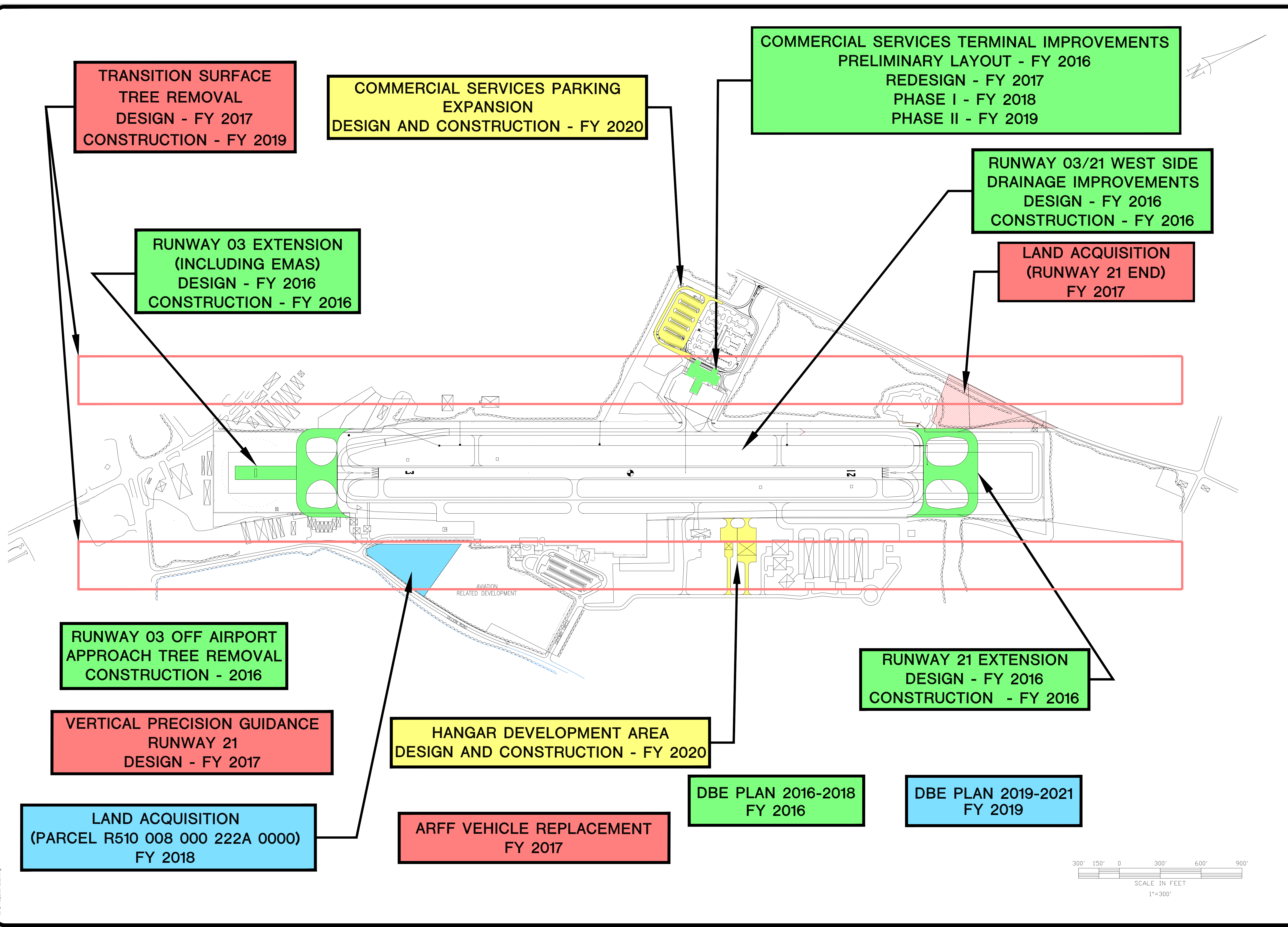
GRAND TOTAL	\$8,175,618	\$6,458,500	\$900,000	\$5,558,500	\$658,250	\$1,058,868
--------------------	--------------------	--------------------	------------------	--------------------	------------------	--------------------

HILTON HEAD ISLAND AIRPORT (HXD)

NPIAS 45-0030
CITY: Hilton Head Island, South Carolina

**AIRPORT CAPITAL IMPROVEMENT PROGRAM (ACIP)
 FUNDING SCENARIO (FY '15 to '20)**

FISCAL YEAR	PROJECT DESCRIPTION	TOTAL EST. COST	FAA SHARE	ENTITLEMENT FUNDS	DISCRETIONARY FUNDS	STATE SHARE	LOCAL SHARE
15	Land Acquisition (Runway 03 End)	\$3,600,000	\$3,240,000	\$0	\$3,240,000	\$180,000	\$180,000
	Taxiway 'A' Relocation, Ramp Expansion (Construction)	\$3,200,000	\$2,880,000	\$1,000,000	\$1,880,000	\$160,000	\$160,000
	Taxiway 'F' Realignment (Construction)	\$1,200,000	\$1,080,000	\$0	\$1,080,000	\$60,000	\$60,000
	Total	\$8,000,000	\$7,200,000	\$1,000,000	\$6,200,000	\$400,000	\$400,000
16	Runway 03 Off Airport Approach Tree Removal (Construction and Mitigation)	\$1,500,000	\$1,350,000	\$1,000,000	\$350,000	\$75,000	\$75,000
	Runway 03/21 Extension (Including EMAS) and West Side Drainage Improvements (Design and Bidding) - Reimbursement	\$650,000	\$585,000	\$0	\$585,000	\$32,500	\$32,500
	Runway 03/21 Extension (Including EMAS) (Construction)	\$8,600,000	\$7,740,000	\$0	\$7,740,000	\$430,000	\$430,000
	West Side Drainage Improvements (Construction)	\$1,600,000	\$1,440,000	\$0	\$1,440,000	\$80,000	\$80,000
	Preliminary Terminal Layout	\$250,000	\$225,000	\$0	\$225,000	\$12,500	\$12,500
	3-Year DBE Plan	\$10,000	\$9,000	\$0	\$9,000	\$500	\$500
	Total	\$12,610,000	\$11,349,000	\$1,000,000	\$10,349,000	\$630,500	\$630,500
17	Transition Surface Tree Removal (Design Services Only)	\$300,000	\$270,000	\$167,500	\$102,500	\$15,000	\$15,000
	ARFF Vehicle Replacement	\$350,000	\$315,000	\$315,000	\$0	\$17,500	\$87,500
	VPG Runway 21 (Design Services Only)	\$75,000	\$67,500	\$67,500	\$0	\$3,750	\$3,750
	Terminal Expansion (Redesign)	\$500,000	\$450,000	\$450,000	\$0	\$25,000	\$25,000
	Land Acquisition (Runway 21 End) - Reimbursement	\$5,100,000	\$4,590,000	\$0	\$4,590,000	\$255,000	\$255,000
Total	\$6,325,000	\$5,692,500	\$1,000,000	\$4,692,500	\$316,250	\$386,250	
18	Land Acquisition (Parcel R510 008 000 222A 0000)	\$1,450,000	\$1,305,000	\$1,000,000	\$305,000	\$72,500	\$72,500
	Terminal Expansion - Phase I (Construction)	\$5,000,000	\$4,500,000	\$0	\$4,500,000	\$250,000	\$250,000
Total	\$6,450,000	\$5,805,000	\$1,000,000	\$4,805,000	\$322,500	\$322,500	
19	Transition Surface Tree Removal (Construction and Mitigation)	\$1,700,000	\$1,530,000	\$1,000,000	\$530,000	\$85,000	\$85,000
	Terminal Expansion - Phase II (Construction)	\$5,000,000	\$4,500,000	\$0	\$4,500,000	\$250,000	\$250,000
	3-Year DBE Plan	\$10,000	\$9,000	\$0	\$0	\$500	\$500
Total	\$6,710,000	\$6,039,000	\$1,000,000	\$5,030,000	\$335,500	\$335,500	
20	Commercial Services Parking Expansion	\$1,700,000	\$1,530,000	\$1,000,000	\$530,000	\$85,000	\$85,000
	Hangar Development Area Site Prep (Between ARFF and ATCT)	\$3,178,000	\$2,860,200	\$0	\$2,860,200	\$158,900	\$158,900
Total	\$4,878,000	\$4,390,200	\$1,000,000	\$3,390,200	\$243,900	\$243,900	
GRAND TOTAL		\$44,973,000	\$40,475,700	\$6,000,000	\$34,466,700	\$2,248,650	\$2,318,650



**TRANSITION SURFACE
TREE REMOVAL
DESIGN - FY 2017
CONSTRUCTION - FY 2019**

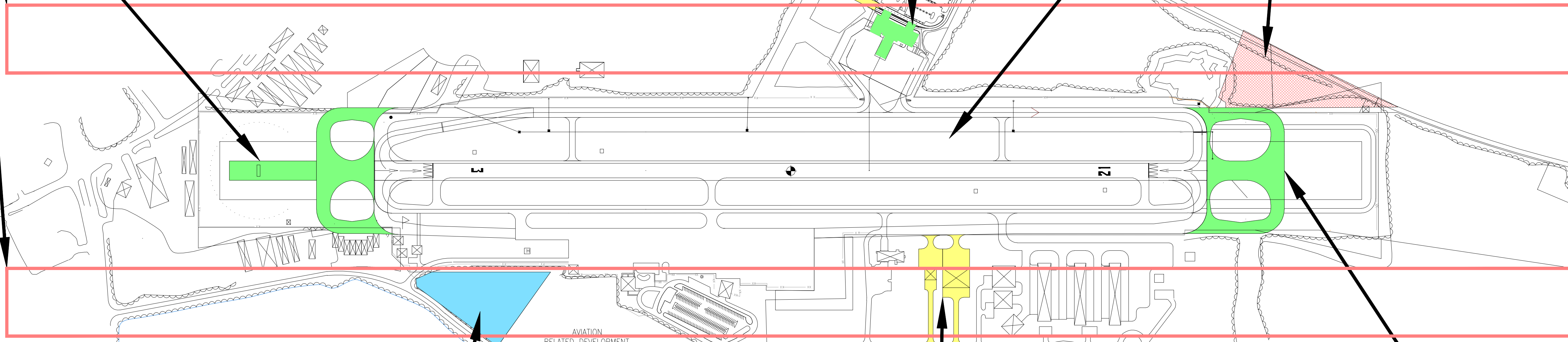
**COMMERCIAL SERVICES PARKING
EXPANSION
DESIGN AND CONSTRUCTION - FY 2020**

**COMMERCIAL SERVICES TERMINAL IMPROVEMENTS
PRELIMINARY LAYOUT - FY 2016
REDESIGN - FY 2017
PHASE I - FY 2018
PHASE II - FY 2019**

**RUNWAY 03/21 WEST SIDE
DRAINAGE IMPROVEMENTS
DESIGN - FY 2016
CONSTRUCTION - FY 2016**

**LAND ACQUISITION
(RUNWAY 21 END)
FY 2017**

**RUNWAY 03 EXTENSION
(INCLUDING EMAS)
DESIGN - FY 2016
CONSTRUCTION - FY 2016**



**RUNWAY 03 OFF AIRPORT
APPROACH TREE REMOVAL
CONSTRUCTION - 2016**

**RUNWAY 21 EXTENSION
DESIGN - FY 2016
CONSTRUCTION - FY 2016**

**VERTICAL PRECISION GUIDANCE
RUNWAY 21
DESIGN - FY 2017**

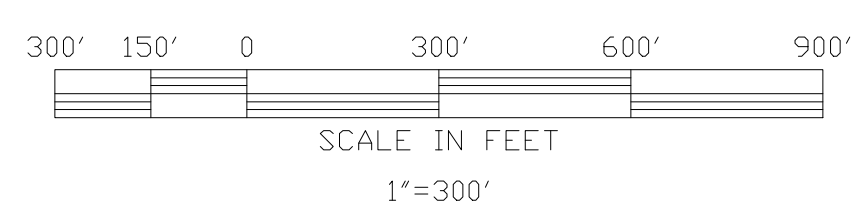
**HANGAR DEVELOPMENT AREA
DESIGN AND CONSTRUCTION - FY 2020**

**LAND ACQUISITION
(PARCEL R510 008 000 222A 0000)
FY 2018**

**ARFF VEHICLE REPLACEMENT
FY 2017**

**DBE PLAN 2016-2018
FY 2016**

**DBE PLAN 2019-2021
FY 2019**



TALBERT & BRIGHT
ENGINEERING & PLANNING CONSULTANTS
#94 PARKWAY PLAZA BOULEVARD, SUITE 350
CHARLOTTE, NORTH CAROLINA 28217
PHONE: 704-426-6070 FAX: 704-426-6080
www.talbertandbright.com

REV. NO.	DESCRIPTION	DATE

CAPITAL IMPROVEMENT PROGRAM (CIP)
2016-2020 PROJECT LISTING
HILTON HEAD ISLAND AIRPORT

**PRELIMINARY
NOT RELEASED
FOR CONSTRUCTION**

Designed	
Date	OCT. 2014
Scale	AS SHOWN
Drawn	MWP
Checked	
Project No.	
Sheet No.	1
OF	1

CIP_1001_2014_0508.dwg



U.S. Department
of Transportation
**Federal Aviation
Administration**

Federal Aviation Administration
Atlanta Airports District Office

1701 Columbia Avenue
Campus Building, Suite 2-260
College Park, Georgia 30337

November 7, 2014

Mr. Jon Rembold
Beaufort County Airports Director
Hilton Head Island Airport
120 Beach City Road
Hilton Head Island, SC 29926

Re: Hilton Head Island Airport
Environmental Assessment - Runway 3/21 Extension
Revised Benefit Cost Analysis Review

Dear Mr. Rembold:

We are in receipt of your revised Benefit Cost Analysis (BCA), submitted on October 16, 2014. After reviewing these revisions, we find the BCA complies with the guidelines set forth in the FAA's BCA policy.

The potential FAA funding request, as identified in this BCA, does not require coordination and approval by the FAA. Therefore, we accept your BCA as submitted.

We look forward to working with you on future airport development.

Thank you,

A handwritten signature in blue ink that reads "Rusty Nealis".

Rusty Nealis, P.E.
Program Manager

cc: Judy Elder, Talbert, Bright & Ellington, Inc.