

Important enough to be legislated

The State of Florida takes water conservation seriously — and it wants you to do the same. That's why on May 1, 1991, it enacted a statute governing automatic sprinkler systems:

Any person who purchases and installs an automatic lawn sprinkler system after the effective date of this act shall install a rain sensor device or switch which will override the irrigation cycle of the sprinkler system when adequate rainfall has occurred.

For local information, contact:

Materials reproduced with permission from the South Florida Water Management District.



Sensible Sprinkling

Rain Shut-Off Switches for
Automatic Sprinkler Systems



Save it on a rainy day




Conserving water makes good sense any time, but sensible sprinkling is especially important on rainy days or during wet weather. Why water your lawn when nature's doing it for you? You'll save money, your community will save water, and your landscape will never know the difference.

Even if you've got an automatic sprinkler system programmed to apply precise amounts of water at specific times each day when watering is permitted, you can eliminate unnecessary watering by installing a rain sensor.

The sensor — or rain sensing switch — tells the system when the rain has provided sufficient water, turning it off during cycles when irrigation is not necessary.



The sensor should:

-  Override an automatically timed sprinkler system in the event of a specified amount of rainfall.
-  Keep the system off during the rainfall and for a drying-out period after the rainfall.
-  Reset the sprinkler system to the original schedule when the landscape requires more water.

What a waste, without one

Without a rain sensor, the irrigation system controller will continue to initiate watering cycles, no matter how drenched the landscape. The switch makes a sprinkling system fully automatic, saving water for a drier day — and reducing your water bill.



How does it work?

Most rain sensors fall into one of three general classifications, but each type prevents unnecessary sprinkling cycles by interrupting the valve control circuit. This allows the irrigation controller to maintain your pre-programming for the correct time of day and the operation times for each station. Briefly, when the valve control circuit is alerted by the rain sensor, it "opens," temporarily de-energizing (or disabling) the irrigation valves and halting irrigation. When the rain sensor "closes," or re-establishes the valve circuit, the system returns to its regular operation.



The method of interrupting the circuit varies with each type of device. No matter which type you choose, a properly installed rain shut-off device will save a significant amount of water in a very short period of time. You can install the device yourself or have a certified irrigation contractor install it.