



Beaufort County, South Carolina
COMPREHENSIVE ANNUAL FINANCIAL REPORT

For the Fiscal Year Ended June 30, 2013
County Council of Beaufort County, South Carolina

Justin Casuh
Beaufort County Resident



**COMPREHENSIVE ANNUAL FINANCIAL REPORT
of Beaufort County, South Carolina**

For the Fiscal Year Ended June 30, 2013

issued by

Beaufort County Finance Department

Alicia Holland, CPA, Chief Financial Officer
Alan Eisenman, CPA, Financial Supervisor
Janet Andrews, Accounting Supervisor
Frances Collins, Accounts Payable Technician
Cristine Hendrick, Accounts Payable Technician
Mike Dunn, Fiscal Technician
Melissa Easler, Fiscal Technician
Lori Sexton, Fiscal Technician



Beaufort County is pleased to present this fiscal year 2013 Comprehensive Annual Financial Report (CAFR), which has also been posted at our website, distributed to local media, and placed at our public libraries.

The CAFR is intended to give readers a sense of what Beaufort County tries to accomplish, not only in its financial reporting, but also in all of its public services. The goal of the CAFR is twofold: first, to present accurate and complete data so that County finances will be understood; and second, to visually depict the value of what the data represent—a cherished quality of life and precious outdoor environment. Specifically, this CAFR includes photographs inspired by the five symbols within the official Beaufort County seal—oak trees, shrimp boats, rich natural resources and a rare marine ecology, Lowcountry residential architecture, and miles of pristine waterways. These symbols echo our history, beauty, and traditions.

The CAFR offers an effective transparent venue for delivering this important information. Transparency in **government is essential for building public trust and is one of Beaufort County's top priorities.** We are proud of the recognition Beaufort County has received for its commitment to transparency and excellence, including consistent Certificates of Achievement for Excellence in Financial Reporting from the Government Finance Officers Association.

Gary Kubic, County Administrator

BEAUFORT COUNTY, SOUTH CAROLINA
 COMPREHENSIVE ANNUAL FINANCIAL REPORT
 FISCAL YEAR ENDED JUNE 30, 2013
 TABLE OF CONTENTS

Page

Introductory Section

Letter of Transmittal.....	1 - 6
Organizational Chart.....	7
Elected and Appointed Officials.....	8
GFOA Certificate of Achievement	9

Financial Section

Report of Independent Auditor	10 - 11
Management’s Discussion and Analysis	12 - 29
Basic Financial Statements:	
Exhibit 1 - Statement of Net Position	30
Exhibit 2 - Statement of Activities	31
Exhibit 3 - Balance Sheet – Governmental Funds; Reconciliation of the Balance Sheet of Governmental Funds to the Statement of Net Position	32 - 33
Exhibit 4 - Statement of Revenues, Expenditures and Changes in Fund Balances Governmental Funds; Reconciliation of the Statement of Revenues, Expenditures and Changes in Fund Balances of Governmental Funds to the Statement of Activities	34 - 35
Exhibit 5 - Statement of Revenues, Expenditures and Changes in Fund Balances Budget (GAAP Basis) and Actual – General Fund.....	36
Exhibit 6 - Statement of Net Position Proprietary Funds	37
Exhibit 7 - Statement of Revenues, Expenses and Changes in Fund Net Position Proprietary Funds.....	38
Exhibit 8 - Statement of Cash Flows Proprietary Funds	39 - 40
Exhibit 9 - Statement of Fiduciary Net Position Agency Funds	41
Notes to the Financial Statements	42 - 70

Required Supplementary Information:

Schedule 1 - Schedule of Funding Progress for the Retiree Health Plan.....	71
Schedule 2 - Schedule of Modified Approach for Airport Infrastructure Assets.....	72

Other Supplementary Information:

Schedule A-1 - Schedule of Revenues - Budget (GAAP Basis) and Actual General Fund.....	73 - 74
Schedule A-2 - Schedule of Expenditures - Budget (GAAP Basis) and Actual General Fund	75 - 83
Schedule A-3 - Schedule of Expenditures - Budget (GAAP Basis) and Actual County Wide General Obligation Bonds	84
Schedule A-4 - Schedule of Expenditures - Budget (GAAP Basis) and Actual New River TIF Bonds	85
Schedule A-5 - Schedule of Expenditures - Budget (GAAP Basis) and Actual Bluffton – County TIF Bonds	86
Schedule A-6 - Schedule of Expenditures - Budget (GAAP Basis) and Actual Sales Tax Projects	87
Schedule A-7 - Schedule of Expenditures - Budget (GAAP Basis) and Actual Real Property Program	88
Schedule B-1 - Balance Sheet Nonmajor Governmental Funds	89
Schedule B-2 - Statement of Revenues, Expenditures and Changes in Fund Balances Nonmajor Governmental Funds	90 - 93

BEAUFORT COUNTY, SOUTH CAROLINA
 COMPREHENSIVE ANNUAL FINANCIAL REPORT
 FISCAL YEAR ENDED JUNE 30, 2013
 TABLE OF CONTENTS

Page

Financial Section – Continued

Schedule C-1 - Combining Balance Sheet - Nonmajor Special Revenue Funds	94
Schedule C-2 - Combining Statement of Revenues, Expenditures and Changes in Fund Balances - Budget and Actual All Nonmajor Special Revenue Funds	95 - 102
Schedule C-3 - Combining Balance Sheet - Nonmajor Special Revenue Funds - General Government Grants	103
Schedule C-4 - Combining Statement of Revenues, Expenditures and Changes in Fund Balances - Nonmajor Special Revenue Funds - General Government Grants.....	104 - 116
Schedule C-5 - Combining Balance Sheet - Nonmajor Special Revenue Funds - Public Safety Grants	117 - 118
Schedule C-6 - Combining Statement of Revenues, Expenditures and Changes in Fund Balances - Nonmajor Special Revenue Funds - Public Safety Grants	119 - 142
Schedule C-7 - Combining Balance Sheet - Nonmajor Special Revenue Funds - Public Works Programs	143
Schedule C-8 - Combining Statement of Revenues, Expenditures and Changes in Fund Balances - Nonmajor Special Revenues Funds - Public Works Programs.....	144 - 155
Schedule C-9 - Combining Balance Sheet - Nonmajor Special Revenue Funds - Alcohol and Drug Programs.....	156
Schedule C-10 - Combining Statement of Revenues, Expenditures and Changes in Fund Balances - Nonmajor Special Revenues Funds – Alcohol and Drug Programs	157 - 164
Schedule C-11 - Combining Balance Sheet - Nonmajor Special Revenue Funds - Disabilities and Special Needs Programs.....	165 - 166
Schedule C-12 - Combining Statement of Revenues, Expenditures and Changes in Fund Balances - Nonmajor Special Revenues Funds – Disabilities and Special Needs Programs	167 - 185
Schedule C-13 - Combining Balance Sheet - Nonmajor Special Revenue Funds - Public Welfare Programs	186
Schedule C-14 - Combining Statement of Revenues, Expenditures and Changes in Fund Balances - Nonmajor Special Revenues Funds - Public Welfare Programs.....	187 - 191
Schedule C-15 - Combining Balance Sheet - Nonmajor Special Revenue Funds - Cultural and Recreation Programs	192
Schedule C-16 - Combining Statement of Revenues, Expenditures and Changes in Fund Balances - Nonmajor Special Revenues Funds - Cultural and Recreation Programs.....	193 - 202
Schedule D-1 - Balance Sheet All Nonmajor Debt Service Funds	203
Schedule D-2 - Balance of Revenues, Expenditures and Changes in Fund Balances - Budget and Actual All Nonmajor Debt Service Funds	204
Schedule E-1 - Combining Balance Sheet All Nonmajor Capital Project Funds	205
Schedule E-2 - Combining Balance of Revenues, Expenditures and Changes in Fund Balances - Budget and Actual All Nonmajor Capital Project Funds	206 - 216
Schedule F - Combining Statement of Changes in Assets and Liabilities All Agency Funds.....	217 - 223
Schedule G - Schedule of Fines, Fees, Assessments and Surcharges	224

BEAUFORT COUNTY, SOUTH CAROLINA
 COMPREHENSIVE ANNUAL FINANCIAL REPORT
 FISCAL YEAR ENDED JUNE 30, 2013
 TABLE OF CONTENTS

Statistical Section

Table 1 - Net Position by Component.....	225
Table 2 - Changes in Net Position.....	226 - 228
Table 3 - Fund Balances Governmental Funds.....	229
Table 4 - Changes in Fund Balances Governmental Funds	230
Table 5 - Assessed Value and Market Value of Taxable Property	231
Table 6 - Property Tax Millages-All Overlapping Governments	232
Table 7 - Property Tax Levies and Collections.....	233
Table 8 - Ten Largest Taxpayers	234
Table 9 - Ratios of General Bonded Debt Outstanding.....	235
Table 10 - Computation of Legal Debt Margin	236
Table 11 - Legal Debt Margin Detail.....	237
Table 12 - Ratios of Outstanding Debt by Type	238
Table 13 - Pledged Revenue Coverage	239
Table 14 - Computation of Direct and Overlapping Governmental Activities Debt.....	240
Table 15 - Demographic and Economic Statistics.....	241
Table 16 - Principal Employers.....	242
Table 17 - Full-Time Equivalent Employees by Function	243
Table 18 - Capital Asset Statistics by Function	244
Table 19 - Operating Indicators by Function	245

Single Audit Section

Schedule of Expenditures of Federal Awards	246 - 248
Notes to the Schedule of Expenditures of Federal Awards	249
Report on Internal Control over Financial Reporting and on Compliance and Other Matters Based on an Audit of Financial Statements Performed in Accordance with Government Auditing Standards	250 - 251
Report on Compliance with Requirements That Could Have a Direct and Material Effect on each Major Program and on Internal Control over Compliance in Accordance with OMB Circular A-133	252 - 253
Schedule of Findings and Questioned Costs	254 - 255
Summary Schedule of Prior Audit Findings and Questioned Costs	256 - 258



introductory section



County Council of Beaufort County
Multi-Government Center ♦ 100 Ribaut Road
Post Office Drawer 1228
Beaufort, South Carolina 29901-1228
Telephone (843) 255-1000 FAX (843) 255-9422

January 28, 2014

To the Chairman, Members of Beaufort County Council,
And Citizens of Beaufort County
Beaufort, South Carolina

Presented herein is the Comprehensive Annual Financial Report (CAFR) of Beaufort County, South Carolina for the fiscal year ended June 30, 2013. This report has been prepared by the County's Finance Department, and the responsibility for both the accuracy of the presented data and the completeness and fairness of the presentation, including all disclosures, rests with the County. We believe the data, as presented, is accurate in all material aspects; that it is presented in a manner designed to fairly set forth the financial position and results of operations of the County as measured by the financial activity of its various funds; and that all disclosures necessary to enable the reader to gain the maximum understanding of the County's financial affairs are included.

Management assumes full responsibility for the completeness and reliability of the information contained in this report, based upon a comprehensive framework of internal control that it has established for this purpose. Because the cost of internal control should not exceed anticipated benefits, the objective is to provide reasonable, rather than absolute, assurance that the financial statements are free of any material misstatements.

Cherry Bekaert, LLP, Certified Public Accountants, has issued an unmodified ("clean") opinion on the County's financial statements for the year ended June 30, 2013. The independent auditor's report is located at the front of the financial section of this report.

Management's discussion and analysis (MD&A) immediately follows the independent auditor's report and provides a narrative introduction, overview, and analysis of the basic financial statements. MD&A complements this letter of transmittal and should be read in conjunction with it.

PROFILE OF LOCAL GOVERNMENT

Beaufort County, which was formed in 1785, operates under the Council/Administrator form of government with Council members elected for four-year terms from each of the eleven single-member districts. This report includes all funds of Beaufort County that are controlled by this governing body, and are considered to be the "reporting entity" known as Beaufort County. The services provided by this reporting entity, and therefore reflected in this financial report, include, but are not limited to: General Government (general administrative services, tax assessment and collection, courts and criminal justice administration, economic development); Public Safety (law enforcement, detention center, emergency medical services, emergency management, building codes enforcement); Public Works (roads and drainage, engineering, solid waste); Public Health (animal control, mosquito control, alcohol and drug programs, disabilities and special needs programs, various subsidies); Public Welfare (veterans services, social services, various subsidies); and Cultural and Recreation (library, parks and leisure services).

In light of GASB Statement 61, The Financial Reporting Entity, the County has excluded the school district, the various public service districts, the fire districts, and the municipalities located within its boundaries as County Council does not exercise oversight responsibility, and accordingly each entity has sufficient discretion in the management of its own affairs. The County Treasurer does collect property taxes and other forms of revenue on behalf of these other political entities. The results of the fiduciary responsibility are reported on the combined financial statements as Agency Funds.

LOCAL ECONOMY

Beaufort County is located in the southeastern corner of the State of South Carolina, known as the "Lowcountry." With a land area of approximately 637 square miles, it is bordered to the south and east by the Atlantic Ocean, to the west by Jasper County, and to the north by Hampton and Colleton Counties. Beaufort County stretches nearly 30 miles along the Atlantic Ocean and includes 64 major islands and hundreds of small islands.

The County is one of the fastest growing areas in South Carolina, with a population of 164,684 in 2012, up from 86,425 in 1990. The County is a center for tourism, retirement and the associated services, and the military in South Carolina. The County has a balanced and very stable economy, created by a diversity of public and private employers, with the unemployment rate well below the national average, the statewide average, and that of the neighboring counties. The local tax base has grown an average of approximately 3% per year over the last five years (discounting the reassessment year).

In addition to the established resort community of Hilton Head Island, there are several major developments underway in southern Beaufort County. These developments include Sun City Hilton Head, with more than 15,000 residents expected at build-out; Spring Island, Callawassie Island, Colleton River Plantation, Belfair, and Westbury park. As expected, these developments have sparked an increase in commercial construction along the Highway 278 corridor, including a Home Depot, a Lowe's, a Wal-Mart Superstore, an expanded Factory Outlet Mall, a Target department store, and several major supermarkets.

Likewise, in northern Beaufort County, communities continue to develop at Dataw Island, Lady's Island, Cat Island, Bray's Island, and Habersham and throughout the City of Beaufort, as well as the Town of Port Royal.

Beaufort County is also the location for three major military installations, the U.S. Marine Corps Recruit Depot located at Parris Island, the Marine Corps Air Station-Beaufort, and the Beaufort Naval Hospital. These locations have benefited by the Department of Defense closing certain other military bases in the nation.

MAJOR INITIATIVES

Our number one goal is to make sure that Beaufort County remains financially sound and that we maintain a respectable contingency account to take care of the true emergencies that do arise from time to time; and to provide for a sufficient fund balance to enable our cash flow to carry us through those months prior to the billing and collection of property tax revenues. We have taken a systematic, businesslike approach to the running of Beaufort County. Additionally, we want to preserve our current "Aa1" Moody's and "AA+" Standard & Poor's bond ratings.

In December 1997, the County adopted a Comprehensive Plan for Beaufort County. A portion of this plan is a comprehensive land use study which proposes various "preservation areas and greenways". As a result, the County taxpayers approved three bond referendums totaling \$115,000,000 for the purchase of rural and critical lands. The County has issued the full \$115,000,000 approved by the referendums with the last issuance related to rural and critical lands occurring in May 2013 for \$25,000,000. The County had expenditures of \$17,556,966 for this initiative during fiscal year 2013.

In November 2004, County voters approved a 1% sales tax referendum, with the proceeds, along with County road impact fees, funding various major road projects throughout Beaufort County. These projects include the expansion of the Bluffton Parkway, creation of a second McTeer bridge span and the widening of South Carolina Highway 170. The County had expenditures of \$9,872,539 for these projects during fiscal year 2013.

LONG-TERM FINANCIAL PLANNING

In December 2006, the County issued bonds for \$30,000,000 to “pay off” the County’s Bond Anticipation Notes of \$25,000,000 and provide additional funds for the construction of the Bluffton Parkway Project. This parkway is an alternative route of US Highway 278 and is expected to significantly improve the traffic flow in Southern Beaufort County. The County had expenditures of \$5,556,329 for the entire Bluffton Parkway project during fiscal year 2013.

In August 2012, the County issued \$25,185,000 of General Obligation refunding bonds bearing interest rates of 2.0% to 5.0% and with varying maturity dates through 2025. The proceeds were used to advance refund \$27,050,000 of outstanding 2005 general obligation bonds which had interest rates ranging from 3.0% to 5.0%.

In October 2012, the County issued \$6,000,000 of general obligation bonds through the United States Department of Agriculture bearing an interest rate of 3.5% and with varying maturity dates through 2052. The proceeds of these bonds were used for the County’s St. Helena Library project. The Beaufort County St. Helena Library was completed in October 2012. This project was funded by the above referenced bonds, a \$2.5 million United States Department of Agriculture grant and \$1.1 million of Beaufort County library impact fees.

In May 2013, the County issued \$7,580,000 of general obligation bonds bearing interest rates of 1.5% to 4.0% and with varying maturity dates through 2033. The proceeds of these bonds were used to pay off the related bond anticipation notes of \$2,500,000 and \$5,000,000 that were issued in May 2012 and October 2012, respectively.

In May 2013, the County issued \$25,000,000 of general obligation bonds bearing interest rates of 1.5% to 5.0% and with varying maturity dates through 2029. The proceeds of these bonds were used for the County’s rural and critical land projects, as approved by referendum in November 2012. As of June 30, 2013, three referendums have approved a total of \$115,000,000 for rural and critical land purchases.

In May 2013, the County issued \$33,150,000 of general obligation refunding bonds bearing interest rates of 1.5% to 5.0% and with varying maturity dates through 2026. The proceeds were used to advance refund \$11,250,000 and \$21,900,000 of outstanding 2006 and 2006B general obligation bonds which had interest rates ranging from 3.5% to 8.0% and 4.0% to 6.75%, respectively.

RELEVANT FINANCIAL INFORMATION

The management of Beaufort County is responsible for developing and maintaining an internal control structure designed to ensure that the assets of the County are protected from loss, theft, or misuse and to ensure that adequate accounting data is compiled to allow for the preparation of financial statements in conformity with generally accepted accounting principles. The County's accounting system has given consideration to the adequacy of internal accounting controls. Internal accounting controls are designed to provide reasonable, but not absolute, assurance regarding the safeguarding of assets against loss from unauthorized use or disposition and the reliability of financial records for preparing financial statements and maintaining accountability for assets. This concept of reasonable assurance recognizes that the cost of control should not exceed the benefits likely to be derived and that the evaluation of costs and benefits requires estimates and judgments by management. Accordingly, management believes that the County's internal accounting controls adequately safeguard assets and provide reasonable assurance of proper recording of financial transactions.

AWARDS AND ACKNOWLEDGEMENTS

The Government Finance Officers Association of the United States and Canada (GFOA) awarded a Certificate of Achievement for Excellence in Financial Reporting to Beaufort County, South Carolina for its comprehensive annual financial report for the fiscal year ended June 30, 2012. This was the fourth consecutive year that the government has achieved this prestigious award. In order to be awarded a Certificate of Achievement, a government must publish an easily readable and efficiently organized comprehensive annual financial report. This report must satisfy both generally accepted accounting principles and applicable legal requirements.

A Certificate of Achievement is only valid for a period of one year only. We believe our current comprehensive annual financial report continues to meet the Certificate of Achievement Program's requirements and we are submitting it to the GFOA to determine its eligibility for another certificate.

State statutes require an annual audit by independent certified public accountants or independent public accountants. The accounting firm of Cherry Bekeart, LLP was selected by County Council. In addition to meeting the requirements set forth in the statutes, the audit also was designed to meet the requirements of the Single Audit Act of 1996, and related OMB Circular A-133. The auditor's report on the financial statements is included in the financial section of this report. The auditor's reports, pertinent to the requirements of the Single Audit Act, are included in the Single Audit Section.

The preparation of this Comprehensive Annual Financial Report could not have been accomplished without the professional and dedicated services of the entire staff of the Finance Department throughout

the fiscal year. We sincerely appreciate the efforts of other department heads and their employees who contributed to this report.

Additionally, we would like to express our appreciation to the County Administrator and to County Council for their continued support and understanding of the benefits of professional financial operations and reporting.

Respectfully submitted,

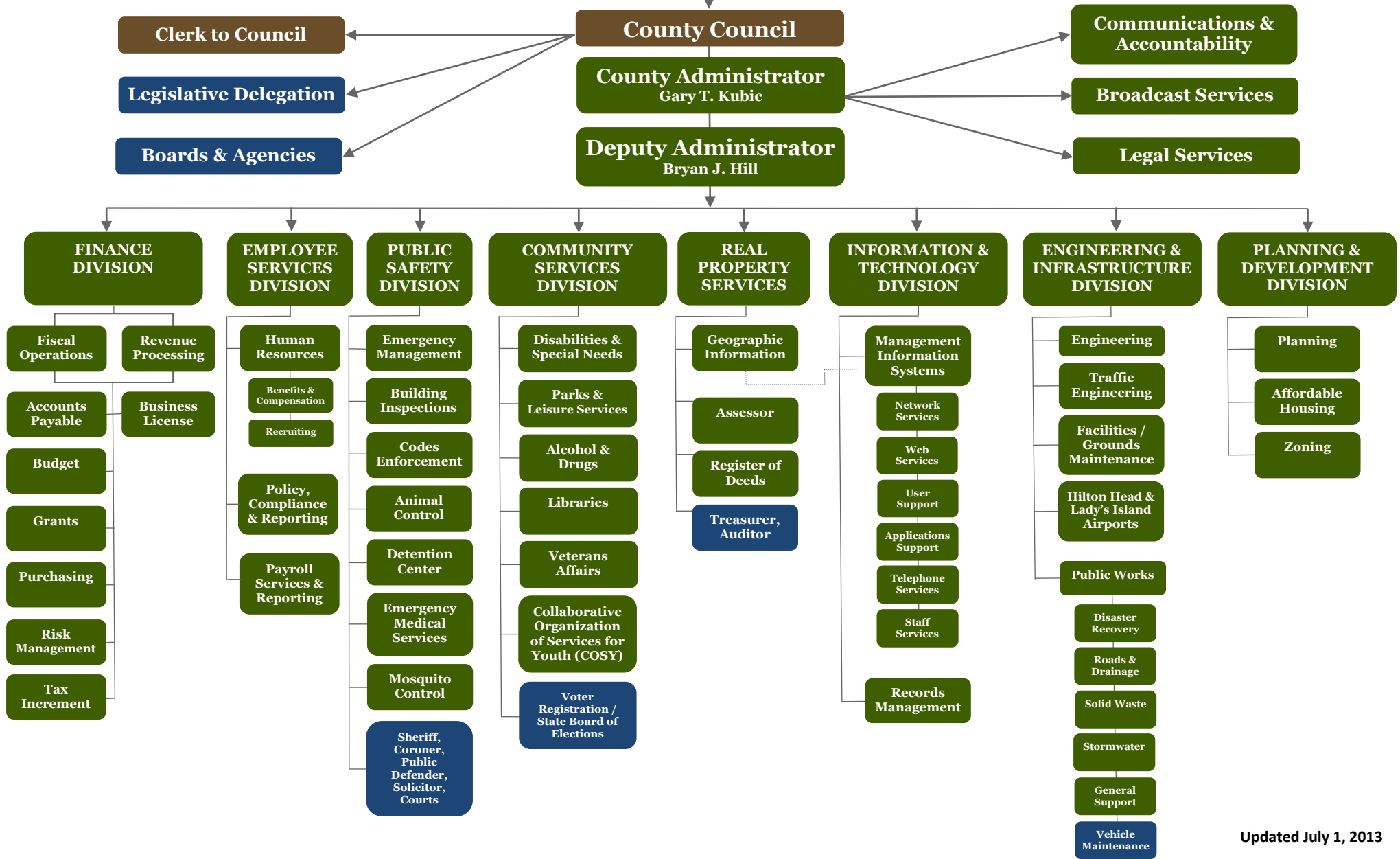
A handwritten signature in blue ink that reads "Alicia Holland". The signature is written in a cursive, flowing style.

Alicia A. Holland, CPA
Chief Financial Officer



Teri Norris
Beaufort County
Planning & GIS Analyst

Citizens of Beaufort County, South Carolina



Updated July 1, 2013



Mission Statement

Beaufort County government exists to serve the people of Beaufort County in a cost-effective manner, so all our citizens may enjoy and appreciate a protected quality of life, natural and developed resources in a coastal environment, a diverse heritage, and economic well-being.



Jim Bequette
Beaufort County Resident

Elected and Appointed Officials

For the Year Ended June 30, 2013

County Council

- D. Paul Sommerville, Chairman, District 2
- Stewart H. Rodman, Vice Chairman, District 11
- Steven M. Baer, District 10
- Cynthia M. Bensch, District 7
- Rick Caporale, District 8
- Gerald Dawson, District 1
- Brian E. Flewelling, District 5
- William L. McBride, District 3
- Gerald W. Stewart, District 6
- Roberts “Tabor” Vaux, Jr., District 9**
- Laura L. Von Harten, District 4

Appointed Officials

- Gary Kubic, County Administrator
- Bryan J. Hill, Deputy County Administrator
- Sharon P. Burris, County Auditor
- Joshua A. Gruber, County Attorney
- Douglas E. Henderson, County Treasurer
- Suzanne M. Rainey, Clerk to Council



Monica Spells
Beaufort County
Compliance Officer

COUNTY COUNCIL OF BEAUFORT COUNTY, SOUTH CAROLINA
Post Office Drawer 1228 | Beaufort, South Carolina 29901 | 843.255.2000 | bcgov.net



FRONT COVER

“Okatie at the Chechessee River”, Beaufort County, South Carolina
Teri Norris, Beaufort County Planning & GIS Analyst



Marci Tressel
Beaufort County Resident



Government Finance Officers Association

**Certificate of
Achievement
for Excellence
in Financial
Reporting**

Presented to

**Beaufort County
South Carolina**

For its Comprehensive Annual
Financial Report
for the Fiscal Year Ended

June 30, 2012

Executive Director/CEO



Gracene Peluso
Beaufort County Resident

Report of Independent Auditor

Beaufort County Council
Beaufort County, South Carolina

Report on the Financial Statements

We have audited the accompanying financial statements of the governmental activities, the business-type activities, each major fund, and the aggregate remaining fund information of Beaufort County, South Carolina (the "County"), as of and for the year ended June 30, 2013, and the related notes to the financial statements, which collectively comprise the County's basic financial statements as listed in the table of contents.

Management's Responsibility for the Financial Statements

Management is responsible for the preparation and fair presentation of these financial statements in accordance with accounting principles generally accepted in the United States of America; this includes the design, implementation, and maintenance of internal control relevant to the preparation and fair presentation of financial statements that are free from material misstatement, whether due to fraud or error.

Auditor's Responsibility

Our responsibility is to express opinions on these financial statements based on our audit. We conducted our audit in accordance with auditing standards generally accepted in the United States of America. Those standards require that we plan and perform the audit to obtain reasonable assurance about whether the financial statements are free from material misstatement.

An audit involves performing procedures to obtain audit evidence about the amounts and disclosures in the financial statements. The procedures selected depend on the auditor's judgment, including the assessment of the risks of material misstatement of the financial statements, whether due to fraud or error. In making those risk assessments, the auditor considers internal control relevant to the entity's preparation and fair presentation of the financial statements in order to design audit procedures that are appropriate in the circumstances, but not for the purpose of expressing an opinion on the effectiveness of the entity's internal control. Accordingly, we express no such opinion. An audit also includes evaluating the appropriateness of accounting policies used and the reasonableness of significant accounting estimates made by management, as well as evaluating the overall presentation of the financial statements.

We believe that the audit evidence we have obtained is sufficient and appropriate to provide a basis for our audit opinions.

Opinions

In our opinion, the financial statements referred to above present fairly, in all material respects, the respective financial position of the governmental activities, the business-type activities, each major fund, and the aggregate remaining fund information of the County, as of June 30, 2013, and the respective changes in financial position and, where applicable, cash flows thereof and the respective budgetary comparison for the General Fund for the year then ended in accordance with accounting principles generally accepted in the United States of America.

Other Matters

Required Supplementary Information

Accounting principles generally accepted in the United States of America require that the management's discussion and analysis, schedule of modified approach for airport infrastructure assets, and the schedule of funding progress, as listed in the table of contents, be presented to supplement the basic financial statements.

Such information, although not a part of the basic financial statements, is required by the Governmental Accounting Standards Board, who considers it to be an essential part of financial reporting for placing the basic financial statements in an appropriate operational, economic, or historical context. We have applied certain limited procedures to the required supplementary information in accordance with auditing standards generally accepted in the United States of America, which consisted of inquiries of management about the methods of preparing the information and comparing the information for consistency with management's responses to our inquiries, the basic financial statements, and other knowledge we obtained during our audit of the basic financial statements. We do not express an opinion or provide any assurance on the information because the limited procedures do not provide us with sufficient evidence to express an opinion or provide any assurance.

Other Information

Our audit was conducted for the purpose of forming opinions on the financial statements that collectively comprise the County's basic financial statements. The introductory section, other supplementary information and the statistical section and are not a required part of the basic financial statements. The accompanying schedule of expenditures of federal awards is also presented for the purpose of additional analysis as required by the U.S. Office of Management and Budget Circular A-133, *Audits of States and Local Governments, and Non-Profit Organizations* and South Carolina Code of Laws Section 14-1-208(E)(2), and is not a required part of the basic financial statements.

The other supplementary information and the schedule of expenditures of federal awards are the responsibility of management and were derived from and relate directly to the underlying accounting and other records used to prepare the basic financial statements. Such information has been subjected to the auditing procedures applied in the audit of the basic financial statements and certain additional procedures, including comparing and reconciling such information directly to the underlying accounting and other records used to prepare the basic financial statements or to the basic financial statements themselves, and other additional procedures in accordance with auditing standards generally accepted in the United States of America. In our opinion, the information is fairly stated, in all material respects, in relation to the basic financial statements as a whole.

The introductory and statistical sections have not been subjected to the auditing procedures applied in the audit of the basic financial statements and, accordingly, we do not express an opinion or provide any assurance on them.

Effect of Adopting New Accounting Standards

As discussed in Note 1 to the financial statements, the Governmental Accounting Standards Board recently issued new accounting standards which provide financial reporting guidance for deferred outflows of resources and deferred inflows of resources requiring segregation of deferred outflows and inflows from assets and liabilities for both governmental financial statements and accrual basis financial statements. The County adopted the new standards during the year ended June 30, 2013. Our opinion is not modified with respect to that matter.

Other Reporting Required by Government Auditing Standards

In accordance with *Government Auditing Standards*, we have also issued our report dated January 31, 2014, on our consideration of the County's internal control over financial reporting and on our tests of its compliance with certain provisions of laws, regulations, contracts, and grant agreements and other matters. The purpose of that report is to describe the scope of our testing of internal control over financial reporting and compliance and the results of that testing, and not to provide an opinion on internal control over financial reporting or on compliance. That report is an integral part of an audit performed in accordance with *Government Auditing Standards* in considering the County's internal control over financial reporting and compliance.



Augusta, Georgia
January 31, 2014



financial section

Joan Eckhardt
Beaufort County Resident

BEAUFORT COUNTY, SOUTH CAROLINA
MANAGEMENT'S DISCUSSION AND ANALYSIS
FOR THE FISCAL YEAR ENDED JUNE 30, 2013

As management of Beaufort County, South Carolina (the County), we offer the readers of the County's financial statements this narrative overview and analysis of the financial activities of Beaufort County, South Carolina for the fiscal year ended June 30, 2013. We encourage the readers to consider the information presented here in conjunction with additional information that we have furnished in our letter of transmittal, which can be found on pages 1 through 6 of this report.

FINANCIAL HIGHLIGHTS

- The assets and deferred outflows of resources of Beaufort County exceeded its liabilities and deferred inflows of resources at June 30, 2013 by \$344,847,538 (net position). Of this amount the unrestricted portion of net position, which may be used to meet the government's ongoing obligations to citizens and creditors, is \$3,546,480.
- The government's total net position increased by \$28,478,678 during the fiscal year ended June 30, 2013 with a \$28,158,614 increase resulting from governmental activities and a \$320,064 increase resulting from business type activities.
- At the close of the current fiscal year, the County's governmental funds reported combined ending fund balances of \$134,071,046, a decrease of \$14,003,191 in comparison with the prior year. Approximately 15 percent, \$20,207,988 is available for spending at the government's discretion (unassigned fund balance).
- At the end of the current fiscal year, the County's unassigned fund balance of the general fund was \$20,207,988, or approximately 21 percent of the general fund expenditures and transfers.
- Beaufort County's net capital assets increased by \$25,116,884 during the current fiscal year. The increase in governmental activities net capital assets of \$25,380,152 was mostly the result of sales tax road project additions to infrastructure and construction in progress, purchases of property through the Real Property Purchase Program and the completion of the St. Helena Library construction project.

OVERVIEW OF THE FINANCIAL STATEMENTS

This discussion and analysis are intended to serve as an introduction to the County's basic financial statements. The County's basic financial statements comprise three components: 1) government-wide financial statements, 2) fund financial statements, and 3) notes to the financial statements. This report also contains other supplementary information in addition to the basic financial statements themselves.

Government-wide financial statements – The *government-wide financial statements* are designed to provide readers with a broad overview of the County's finances, in a manner similar to a private-sector business.

The *statement of net position* presents information on all of the County's assets, liabilities, and deferred inflows/outflows of resources, with the difference reported as *net position*. Over time, increases or decreases in net position may serve as a useful indicator of whether the financial position of the County is improving or deteriorating.

The *statement of activities* presents information showing how the County's net position changed during the most recent fiscal year. All changes in net position are reported as soon as the underlying event giving rise to the change occurs, *regardless of the timing of related cash flows*. Thus, revenues and expenses are reported in this statement for some items that will only result in cash flows in future fiscal periods (e.g., uncollected taxes and earned but unused vacation leave).

Both the government-wide financial statements distinguish functions of the County that are principally supported by taxes and intergovernmental revenues (*governmental activities*) from other functions that are intended to recover all or a significant portion of their costs through user fees and charges (*business-type activities*). The governmental activities of the County include general government, public safety, public works, public health, public welfare, and cultural and recreation. The business-type activities include the garage,

BEAUFORT COUNTY, SOUTH CAROLINA
MANAGEMENT'S DISCUSSION AND ANALYSIS
FOR THE FISCAL YEAR ENDED JUNE 30, 2013

stormwater utility, the Lady's Island Airport, and the Hilton Head Island Airport. The business-type activities function for all practical purposes as departments of the County, and therefore have been included as integral parts of the primary government.

The government-wide financial statements can be found on pages 30 through 31 of this report.

Fund financial statements – A fund is a grouping of related accounts that is used to maintain control over resources that have been segregated for specific activities or objectives. The County, like other state and local governments, uses fund accounting to ensure and demonstrate compliance with finance-related legal requirements. All of the funds of Beaufort County can be divided into three categories: governmental funds, proprietary funds, and fiduciary funds.

Governmental funds – Governmental funds are used to account for essentially the same functions reported as governmental activities in the government-wide financial statements. However, unlike the government-wide financial statements, governmental fund financial statements focus on *near-term inflows* and *outflows of spendable resources*, as well as on *balances of spendable resources* available at the end of the fiscal year. Such information may be useful in evaluating the County's near-term financing requirements.

Because the focus of governmental funds is narrower than that of the government-wide financial statements, it is useful to compare the information presented for *governmental funds* with similar information presented for *governmental activities* in the government-wide financial statements. By doing so, readers may better understand the long-term impact of the government's near-term financing decisions. Both the governmental fund balance sheet and the governmental fund statement of revenues, expenditures, and changes in fund balances provide a reconciliation to facilitate this comparison between *governmental funds* and *governmental activities*.

Information is presented separately in the governmental fund balance sheet and in the governmental fund statement of revenues, expenditures, and changes in fund balances for the general fund, the County wide general obligation bonds fund, the New River Tax Increment Financing District (TIF) bonds fund, the Bluffton-County TIF bonds fund, the sales tax projects fund, and the real property program fund, all of which are considered to be major funds. Data from the other governmental funds are combined into a single, aggregated presentation. Individual fund data for each of these nonmajor governmental funds is provided in the form of *combining statements* elsewhere in this report.

The County adopts an annual appropriated budget for its general fund. A budgetary comparison statement has been provided for the general fund to demonstrate compliance with this budget.

The basic fund financial statements for governmental funds can be found on pages 32 through 36 of this report.

Proprietary funds – The County maintains four different types of proprietary funds, three of which are *enterprise funds*. Enterprise funds are used to report the same functions as *business-type activities* in the government-wide financial statements. The County uses enterprise funds to account for its stormwater utility, Lady's Island Airport, and Hilton Head Island Airport operations. These funds report the services provided by the County for which the County charges a user fee or charge intended to recover all or a significant portion of their costs.

Proprietary funds provide the same type of information as the government-wide financial statements, only in more detail. The proprietary fund financial statements provide separate information for stormwater utility, Lady's Island Airport, and the Hilton Head Island Airport, all of which are considered to be major funds of the County.

Internal service funds are an accounting mechanism to accumulate and allocate costs internally for the County. The County uses internal service funds to account for its garage.

BEAUFORT COUNTY, SOUTH CAROLINA
MANAGEMENT'S DISCUSSION AND ANALYSIS
FOR THE FISCAL YEAR ENDED JUNE 30, 2013

The basic proprietary fund financial statements can be found on pages 37 through 40 of this report.

Fiduciary funds – Fiduciary funds are used to account for resources held for the benefit of parties outside the government. Fiduciary funds are not reflected in the government-wide financial statements because the resources of those funds are not available to support the County's own programs. The accounting used for the fiduciary funds is much like that used for proprietary funds.

The statement of fiduciary net position can be found on page 41 of this report.

Notes to the financial statements – The notes provide additional information that is essential to a full understanding of the data provided in both the government-wide and the fund financial statements. The notes are presented on pages 42 through 70 of the report.

Other supplemental information – In addition to the basic financial statements and accompanying notes, this report also presents certain supplemental information that further supports the financial statements.

The combining statements referred to earlier in connection with nonmajor governmental funds are presented within this section of this report and can be found on pages 89 through 216.

GOVERNMENT-WIDE FINANCIAL ANALYSIS

As noted earlier, net position may serve over time as a useful indicator of a government's financial position. In the case of Beaufort County, assets and deferred outflows of resources exceeded liabilities and deferred inflows of resources by \$344,847,538 as of June 30, 2013.

Of this amount, \$259,766,695 (approximately 75 percent) reflects the County's investment in capital assets (land, buildings and equipment); less any related debt used to acquire those assets that is still outstanding. The County uses these capital assets to provide a variety of services to citizens. Accordingly, these assets are not available for future spending. Although the County's investment in its capital assets is reported net of related debt, it should be noted that the resources needed to repay this debt must be provided from other sources, since the capital assets themselves cannot be used to repay the debt.

An additional \$81,534,363 of the County's net position (approximately 24 percent) represents resources that are subject to external restrictions on how they may be used. The remaining balance of unrestricted net position is \$3,546,480.

At the end of the current fiscal year, Beaufort County is able to report positive balances in all three categories of net position, both for the government as a whole, as well as for its separate governmental and business-type activities, with the exception of unrestricted business-type activities' net position, which has a balance of (\$1,180,550).

BEAUFORT COUNTY, SOUTH CAROLINA
MANAGEMENT'S DISCUSSION AND ANALYSIS
FOR THE FISCAL YEAR ENDED JUNE 30, 2013

Beaufort County's Net Position
June 30, 2013 and 2012

	Governmental Activities		Business-Type Activities		Total		Percent Change
	2013	2012	2013	2012	2013	2012	
Current and Other Assets	\$ 146,433,553	\$ 158,318,128	\$ 484,545	\$ (39,551)	\$ 146,918,098	\$ 158,278,577	-7.2%
Capital Assets	450,241,580	424,895,256	23,961,592	23,927,764	474,203,172	448,823,020	5.7%
Total Assets	<u>\$ 596,675,133</u>	<u>\$ 583,213,384</u>	<u>\$ 24,446,137</u>	<u>\$ 23,888,213</u>	<u>\$ 621,121,270</u>	<u>\$ 607,101,597</u>	<u>2.3%</u>
Total Deferred outflows of resources	\$ 5,627,154	\$ -	\$ -	\$ -	\$ 5,627,154	\$ -	100.0%
Long-Term Liabilities	\$ 251,638,836	\$ 265,426,123	\$ 1,139,885	\$ 951,938	\$ 252,778,721	\$ 266,378,061	-5.1%
Other Liabilities	28,596,955	23,879,379	525,210	475,297	29,122,165	24,354,676	19.6%
Total Liabilities	<u>\$ 280,235,791</u>	<u>\$ 289,305,502</u>	<u>\$ 1,665,095</u>	<u>\$ 1,427,235</u>	<u>\$ 281,900,886</u>	<u>\$ 290,732,737</u>	<u>-3.0%</u>
Net Position:							
Net Investment in Capital Assets	\$ 235,805,103	\$ 182,140,936	\$ 23,961,592	\$ 23,927,764	\$ 259,766,695	\$ 206,068,700	26.1%
Restricted	81,534,363	109,480,674	-	-	81,534,363	109,480,674	-25.5%
Unrestricted (Deficit)	4,727,030	2,286,272	(1,180,550)	(1,466,786)	3,546,480	819,486	332.8%
	<u>\$ 322,066,496</u>	<u>\$ 293,907,882</u>	<u>\$ 22,781,042</u>	<u>\$ 22,460,978</u>	<u>\$ 344,847,538</u>	<u>\$ 316,368,860</u>	<u>9.0%</u>

The County's total net position increased by \$28,478,678 during the 2013 fiscal year. Key elements of this increase are as follows:

- The County's current and other assets decreased by \$11.4 million as compared to fiscal year 2012. This decrease is mostly attributable to cash and investments decreasing by \$8 million and receivables decreasing by \$3.2 million.
- In fiscal year 2013, the County had \$5.6 million of deferred outflows of resources related to the advance refundings of several bonds. This was a \$5.6 million increase as compared to fiscal year 2012.
- The County's net capital assets increased by \$25.4 million as compared to fiscal year 2012. This increase occurred mostly from the County's \$9.7 million investment in infrastructure related to 1% sales tax referendum road projects, \$17.2 million in purchases of land through the County's rural and critical lands referendum program, a \$3.6 million investment in the County's St. Helena Library project, \$1.2 million in other road projects through the County's road improvement program and \$9.3 million investment in the County's Courthouse renovation project. See the capital assets and debt administration section below for more detail.
- The County's other liabilities increased by \$5.3 million as compared to fiscal year 2012. This increase is attributable to the increase in accounts payable in the amount of \$3.2 million and the increase in the current portion of long-term debt in the amount of \$3.1 million. Accrued payroll also decreased in the amount of \$.9 million as compared to fiscal year 2012.
- The County's long-term liabilities decreased by \$14.1 million. This decrease is due to bond principal being paid as well as the advance refundings of bonds.

BEAUFORT COUNTY, SOUTH CAROLINA
MANAGEMENT'S DISCUSSION AND ANALYSIS
FOR THE FISCAL YEAR ENDED JUNE 30, 2013

Beaufort County's Changes in Net Position
For the Fiscal Years Ended June 30, 2013 and 2012

	Governmental Activities		Business-Type Activities		Total	
	2013	2012	2013	2012	2013	2012
<u>Revenues:</u>						
<u>Program Revenues:</u>						
Charges for Services	\$ 33,635,764	\$ 31,221,670	\$ 5,508,921	\$ 5,272,989	\$ 39,144,685	\$ 36,494,659
Operating Grants and Contributions	9,328,245	9,549,138	112,695	116,234	9,440,940	9,665,372
Capital Grants and Contributions	13,271,813	2,405,145	1,175,792	1,562,938	14,447,605	3,968,083
<u>General Revenues:</u>						
Property Taxes	94,819,998	93,571,238	-	-	94,819,998	93,571,238
Sales Taxes	15,043,485	30,442,155	-	-	15,043,485	30,442,155
Grants and Contributions	7,944,710	9,588,551	-	-	7,944,710	9,588,551
Unrestricted Investment Earnings	540,155	883,768	4,835	11,231	544,990	894,999
Gain/(Loss) on Sale of Capital Assets	-	-	(3,741)	50,000	(3,741)	50,000
Miscellaneous	1,557,747	1,841,926	-	-	1,557,747	1,841,926
Total Revenues	176,141,917	179,503,591	6,798,502	7,013,392	182,940,419	186,516,983
<u>Program Expenses:</u>						
<u>Governmental Activities:</u>						
General Government	32,641,163	32,119,250	-	-	32,641,163	32,119,250
Public Safety	52,481,136	51,231,345	-	-	52,481,136	51,231,345
Public Works	23,403,821	19,944,114	-	-	23,403,821	19,944,114
Public Health	11,987,651	11,881,484	-	-	11,987,651	11,881,484
Public Welfare	2,317,902	2,373,551	-	-	2,317,902	2,373,551
Cultural and Recreation	16,064,581	13,863,794	-	-	16,064,581	13,863,794
Interest	9,087,049	10,596,657	-	-	9,087,049	10,596,657
<u>Business-Type Activities:</u>						
Stormwater Utility	-	-	3,246,022	3,124,645	3,246,022	3,124,645
Lady's Island Airport	-	-	667,068	668,094	667,068	668,094
Hilton Head Airport	-	-	2,565,348	3,236,793	2,565,348	3,236,793
Total Expenses	147,983,303	142,010,195	6,478,438	7,029,532	154,461,741	149,039,727
Change in Net Position	28,158,614	37,493,396	320,064	(16,140)	28,478,678	37,477,256
Net Position, Beginning	293,907,882	262,204,039	22,460,978	22,477,118	316,368,860	284,681,157
Prior Period Adjustment	-	(5,789,553)	-	-	-	(5,789,553)
Net Position, Beginning, as Restated	293,907,882	256,414,486	22,460,978	22,477,118	316,368,860	278,891,604
Net Position, Ending	\$ 322,066,496	\$ 293,907,882	\$ 22,781,042	\$ 22,460,978	\$ 344,847,538	\$ 316,368,860

BEAUFORT COUNTY, SOUTH CAROLINA
MANAGEMENT'S DISCUSSION AND ANALYSIS
FOR THE FISCAL YEAR ENDED JUNE 30, 2013

Governmental activities increased the County's net position by \$28.2 million, thereby accounting for 99 percent of the total growth in the net position of the County. Key elements in fiscal year 2013's activity are as follows:

- Capital grants and contributions received by the County increased by \$10.9 million (or 452%) in fiscal year 2013 as compared to fiscal year 2012. This significant increase is attributed to a \$8.2 million increase in grants related to the South Carolina Highway 170 Widening project and the Bluffton Parkway Phase 5A Segment 2 (Bluffton Parkway Flyover Bridge) project as well as a \$2.5 million increase in grants related to the USDA grant for the St. Helena Library.
- Charges for services revenues increased by approximately \$2.4 million (or 7.7%) as compared to the 2012 fiscal year. This increase is attributed to a \$.3 million increase in Register of Deeds fees, a \$.3 million increase in Emergency Medical Services Fees, a \$1.2 million increase in E-911 revenue and a \$.6 million increase in road impact fees in the 2013 fiscal year as compared to the 2012 fiscal year. These increases can be attributed to the ongoing recovery in the local economy and slightly increased consumer spending.
- Property tax revenues increased by \$1.2 million (or 1.3%) in fiscal year 2013 as compared to fiscal year 2012. This slight increase is attributable to the County's purchase of real property millage rate increase from 2.76 in fiscal year 2012 to 3.87 in fiscal year 2013.
- Increases in the fiscal year 2013 revenues detailed above were offset by a decrease in 1% sales tax revenue. In the 2013 fiscal year, sales tax revenues decreased by approximately \$15.4 million (or 50.7%) as compared to the 2012 fiscal year. This decrease is due to the 1% imposed sales tax ending effective October 1, 2012.
- Interest expense decreased by \$1.5 million (or 14.2%) in fiscal year 2013 as compared to fiscal year 2012. This decrease is mostly attributable to the advance refundings of several of the County's bonds.
- County public works expenses increased by nearly \$3.5 million (or 17.3%) in fiscal year 2013 as compared to fiscal year 2012. \$1.6 million of this increase is attributed to County road improvement projects. \$.6 million of this increase is due to an increase in the County's public works operating expenses and a \$.2 million increase in capital equipment purchases. \$.6 million of the increase is due to increased depreciation attributed to public works assets.
- County public safety expenses increased by \$1.2 million (or 2.4%) in fiscal year 2013 as compared to fiscal year 2012. The increase resulted mostly from a \$.7 million increase in other post-employment benefit expense and a \$.5 million increase in operating expenses.
- Other increases in fiscal year 2013 County expenses include a \$2.2 million (or 15.9%) increase in Cultural and Recreation expenses and a \$.5 million (or 1.6%) increase in General Government expenses as compared to fiscal year 2012. Most of the increase in Cultural and Recreation expenses are related to library supplies and materials for the St. Helena Library.

BEAUFORT COUNTY, SOUTH CAROLINA
MANAGEMENT'S DISCUSSION AND ANALYSIS
FOR THE FISCAL YEAR ENDED JUNE 30, 2013

Business-type activities increased the County's net position by \$.3 million, accounting for 1 percent of the total growth in the net position of the County. Key elements of this increase are as follows:

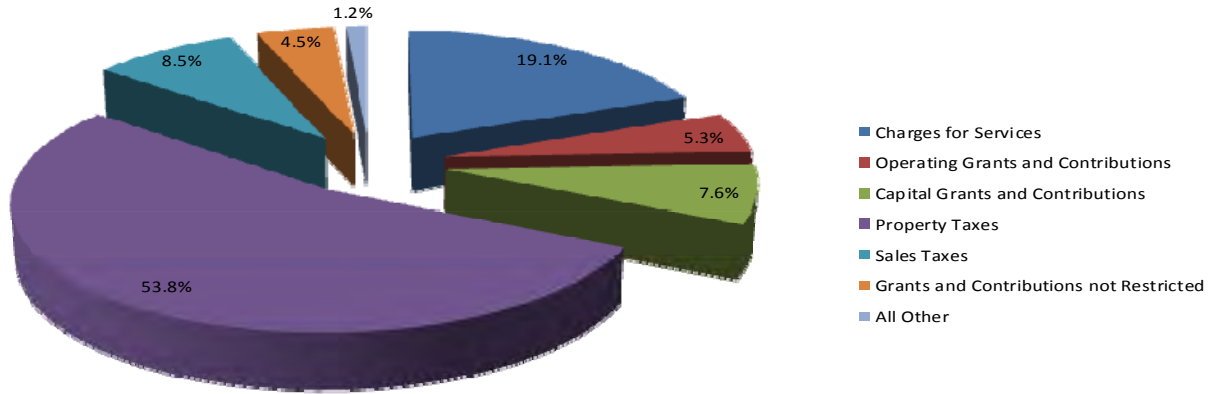
- The Hilton Head Island Airport's revenues decreased \$.1 million in fiscal year 2013, as compared to fiscal year 2012. This net decrease is a result of a \$.3 million increase in operating revenues due to the increase in fuel commission and passenger facility charges and a \$.4 million decrease in grant revenues.
- The decrease in the Hilton Head Island Airport's revenues was offset by a \$.6 million decrease in non-capitalized grant expenses in fiscal year 2013 as compared to fiscal year 2012.
- In fiscal year 2013, the Stormwater Utility's revenues decreased by \$55 thousand as compared to fiscal year 2012. The Stormwater Utility's expenses also increased by \$121 thousand in fiscal year 2013 as compared to fiscal year 2012.
- The Lady's Island Airport's revenues decreased \$86 thousand in fiscal year 2013, as compared to fiscal year 2012. The Lady's Island Airport expenses increased in fiscal year 2013 by \$1 thousand as compared to fiscal year 2012.



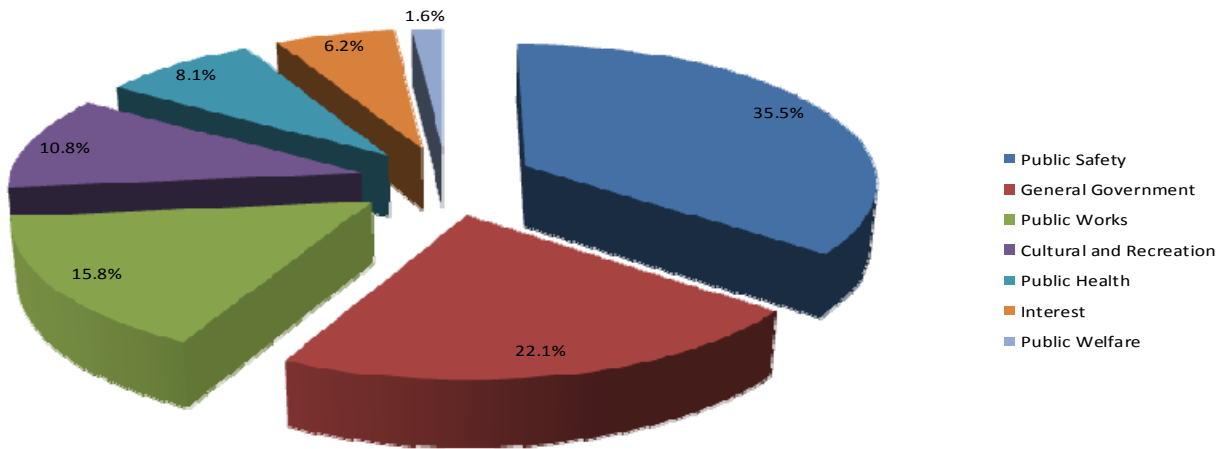
Monica Spells
Beaufort County
Compliance Officer

BEAUFORT COUNTY, SOUTH CAROLINA
 MANAGEMENT'S DISCUSSION AND ANALYSIS
 FOR THE FISCAL YEAR ENDED JUNE 30, 2013

Revenues by Source - Governmental Activities

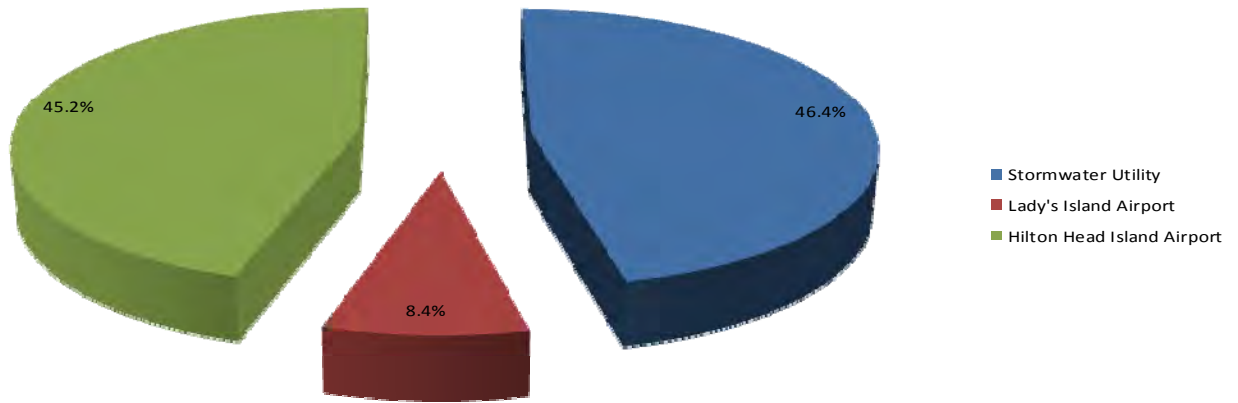


Expenses by Program - Governmental Activities

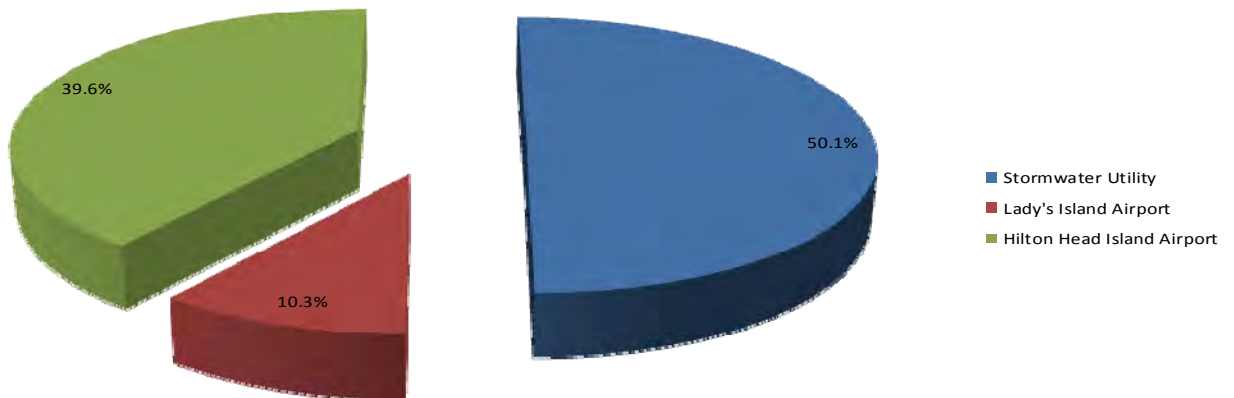


BEAUFORT COUNTY, SOUTH CAROLINA
MANAGEMENT'S DISCUSSION AND ANALYSIS
FOR THE FISCAL YEAR ENDED JUNE 30, 2013

Revenues by Source - Business-Type Activities



Expenses by Source - Business-Type Activities



BEAUFORT COUNTY, SOUTH CAROLINA
MANAGEMENT'S DISCUSSION AND ANALYSIS
FOR THE FISCAL YEAR ENDED JUNE 30, 2013

FINANCIAL ANALYSIS OF THE GOVERNMENTAL FUNDS

As noted earlier, Beaufort County uses fund accounting to ensure and demonstrate compliance with finance-related legal requirements.

Governmental funds – The focus of the County's governmental funds is to provide information on near-term inflows, outflows, and balances of spendable resources. Such information is useful in assessing the County's financing requirements. In particular, *unreserved fund balance* may serve as a useful measure of a government's net resources available for spending at the end of the fiscal year.

At the end of the current fiscal year, the County's governmental funds reported combined ending fund balances of \$134,071,046, a decrease of \$14,003,191, in comparison with the prior year. Approximately 15 percent of this total fund balance (\$20,207,988) constitutes *unassigned fund balance*, which is available for spending at the government's discretion. The remainder of the fund balance totaling \$113,863,058 is either nonspendable, restricted, committed, or assigned for specific spending. This includes \$3,261,058 "not in spendable form" for items that are not expected to be converted to cash within one year, such as prepaid items and long-term notes receivable. The remainder includes \$110,602,000 restricted, committed, or assigned for programs.

General Fund – The general fund is the main operating fund of the County. At the end of the current fiscal year, the unassigned portion of the fund balance of the general fund was \$20,207,988, while the total fund balance was \$24,221,269. As a measure of the general fund's liquidity, a comparison is made of both unreserved fund balance and total fund balance to total fund expenditures. Unassigned fund balance represents approximately 21 percent of total general fund expenditures and transfers out, while the total fund balance represents approximately 25 percent of total general fund expenditures. Refer to pages 23 to 26 for the key elements of fiscal year 2013's general fund activity.

County Wide General Obligation Bonds Fund – At the end of the current fiscal year, the total fund balance of the county wide general obligation bonds fund was \$8,880,165. \$1,105,714 (or 12%) of the county wide general obligation bonds fund balance is nonspendable, as it consists of the long-term portion of a note receivable. The remaining \$7,774,451 (or 88%) of the county wide general obligation bonds fund balance is restricted for debt service. This fund recognized revenues of \$8,205,885, total expenditures of \$22,245,093, and \$18,625,087 in other financing sources, for a net change in fund balance of \$4,585,879. The county wide general obligation bonds fund balance experienced the \$4.6 million increase in fund balance mostly due to advance refundings of 2005 and 2006 general obligation bonds. The County has a debt fund balance policy requiring millage to be set at annual required debt service levels.

New River TIF Bonds Fund – At the end of the current fiscal year, the total fund balance of the New River TIF bonds fund was \$0. The New River TIF bonds fund recognized revenues of \$6,673,517 and expenditures of \$37,636,175 and \$520,912 in other financing sources, for a net change in fund balance of (\$30,441,746). The New River TIF bonds were retired during fiscal year 2013.

Bluffton - County TIF Bonds Fund – At the end of the current fiscal year, the total fund balance of the Bluffton - County TIF bonds fund was \$1,899,956, all of which was restricted for debt service. The Bluffton – County TIF bonds fund recognized revenues of \$757,224, expenditures of \$21,246,406, and \$7,816,239, in other financing sources for a net change in fund balance of (\$12,672,943). The Bluffton – County TIF bond was partially retired during fiscal year 2013.

Sales Tax Projects Fund – At the end of the current fiscal year, the total fund balance of the sales tax projects fund was \$41,322,014, all of which was restricted for capital projects. The sales tax projects fund recognized revenues of \$23,357,706, total expenditures of \$9,872,539, for a net change in fund balance of \$13,485,167. Expenditures within the program slowed slightly within the 2013 fiscal year as compared to the 2012 fiscal year, as the County completed several projects and was in the beginning phases of several other projects within fiscal year 2013. As sales tax collections for this project ceased during fiscal year 2013, as the intended referendum sales tax collection amount was fully collected, this fund balance will be spent in upcoming years.

BEAUFORT COUNTY, SOUTH CAROLINA
MANAGEMENT'S DISCUSSION AND ANALYSIS
FOR THE FISCAL YEAR ENDED JUNE 30, 2013

Real Property Program Fund – At the end of the current fiscal year, the total fund balance of the real property program fund was \$18,850,457, all of which was restricted for capital projects. The real property program fund recognized revenues of \$37,003, total expenditures of \$17,556,967, and \$25,000,000 in other financing sources, for a net change in fund balance of \$7,480,036. This planned increase in fund balance of \$7.5 million is solely related to the County's land preservation program that is funded by bond borrowings authorized by three voter referendums totaling \$115 million. The County borrowed the last \$25 million of the \$115 million authorized from the three referendums in the 2013 fiscal year.

Details of the County's governmental funds are shown in the government-wide financial statements. Further details of the County's major funds are shown on Schedule "A" and further details of the County's nonmajor governmental funds are shown on Schedules "B", "C", "D" and "E".

Proprietary funds – The focus of the County's proprietary funds is to provide information on near-term inflows, outflows, and balances of spendable resources. Such information is useful in assessing the County proprietary funds' financing requirements. As restrictions, commitments, and other limitations on net position significantly affect the availability of fund resources for future use, unreserved net position may serve as a useful measure of a government's proprietary net resources available for spending at the end of the fiscal year.

As of the end of the current fiscal year, the County's proprietary funds reported combined ending net position of \$22,781,042, which is an increase of \$320,064 in comparison with the prior year.

Stormwater Utility – At the end of the current fiscal year, the net position of the stormwater utility fund was \$2,642,660, of which \$891,039 was invested in capital assets, net of related debt, leaving a balance of \$1,751,621 in unrestricted net position. The stormwater utility fund recognized operating revenues of \$3,155,000, total operating expenses of \$3,246,022, and \$36 in net non-operating revenues, for a change in net position of (\$90,986). The 3% decrease in the stormwater utility fund balance in the 2013 fiscal year was mostly the result of increased expenses within the Stormwater Utility in fiscal year 2013 compared to fiscal year 2012.

Lady's Island Airport – At the end of the current fiscal year, the net position of the Lady's Island Airport fund was \$3,678,166, of which \$3,981,325 was invested in capital assets, net of related debt, leaving a deficit balance of \$303,159 in unrestricted net position. The Lady's Island Airport recognized operating revenues of \$560,766, total operating expenses of \$619,431, and \$38,701 in net non-operating expenses, for a change in net position of (\$97,366). The relatively flat performance of the Lady's Island Airport fund in the 2013 fiscal year was mostly the result of light Federal Aviation Administration (FAA) revenues of \$8,936 for mostly non-operating (non-capitalized) grant expenses, which mostly consisted of tree mitigation projects around the airport.

Hilton Head Island Airport – At the end of the current fiscal year, the net position of the Hilton Head Island Airport fund was \$16,460,216, of which \$19,089,228 was invested in capital assets, net of related debt, leaving a deficit balance of \$2,629,012 in unrestricted net position. The Hilton Head Island Airport recognized operating revenues of \$1,905,850, total operating expenses of \$1,980,199, and \$582,765 in net non-operating revenues, for a change in net position of \$508,416. The increase in net position within the Hilton Head Island Airport fund in the 2013 fiscal year was mostly the result of the increased fuel commission and passenger facility charges. The increase is also due to the Federal Aviation Administration (FAA) revenue for non-operating (capitalized) grant expenses.

BEAUFORT COUNTY, SOUTH CAROLINA
MANAGEMENT'S DISCUSSION AND ANALYSIS
FOR THE FISCAL YEAR ENDED JUNE 30, 2013

GENERAL FUND BUDGETARY HIGHLIGHTS

Original Budget to Final Budget Comparison for the Fiscal Year Ended June 30, 2013

	<u>Original Budget</u>	<u>Final Budget</u>	Variance with Final Budget Positive (Negative)
Revenues:			
Taxes	\$ 72,323,941	\$ 72,323,941	\$ -
Licenses and Permits	2,680,000	2,680,200	200
Intergovernmental	8,000,000	7,854,500	(145,500)
Charges for Services	11,175,589	11,151,539	(24,050)
Fines and Forfeitures	860,000	842,500	(17,500)
Interest	175,100	193,100	18,000
Miscellaneous	675,500	500,100	(175,400)
Total Revenues	<u>95,890,130</u>	<u>95,545,880</u>	<u>(344,250)</u>
Expenditures:			
General Government	20,148,778	20,453,837	(305,059)
Public Safety	42,111,060	41,583,500	527,560
Public Works	14,224,524	14,131,658	92,866
Public Health	4,213,553	4,186,461	27,092
Public Welfare	819,421	738,488	80,933
Cultural and Recreation	11,513,809	11,436,510	77,299
Capital	1,266,856	1,843,829	(576,973)
Total Expenditures	<u>94,298,001</u>	<u>94,374,283</u>	<u>(76,282)</u>
Excess (deficiency) of Revenues Over Expenditures	1,592,129	1,171,597	(420,532)
Other Financing Sources (Uses)			
Transfers In	1,260,000	1,657,250	397,250
Transfers Out	<u>(2,852,129)</u>	<u>(3,281,664)</u>	<u>(429,535)</u>
Total Other Financing Sources (Uses)	(1,592,129)	(1,624,414)	(32,285)
Net Change in Fund Balance	-	(452,817)	(452,817)
Fund Balance - beginning	<u>22,342,008</u>	<u>22,342,008</u>	<u>-</u>
Fund Balance - ending	<u>\$ 22,342,008</u>	<u>\$ 21,889,191</u>	<u>\$ (452,817)</u>

Thomas Korbitt
Beaufort County Resident



BEAUFORT COUNTY, SOUTH CAROLINA
MANAGEMENT'S DISCUSSION AND ANALYSIS
FOR THE FISCAL YEAR ENDED JUNE 30, 2013

The general fund original budget's net position varied from its final budget's net position by nearly \$453 thousand. This variation is due to three ordinances established during fiscal year 2013 that appropriated \$150 thousand each to the Daufuskie Ferry and Public Defender and \$153 thousand to the Solicitor. Key elements of the budget amendments are as follows:

- There were decreasing budget revisions totaling \$.3 million to the County's general fund revenues. The decreasing budget revisions relate to decreased state grant revenue and miscellaneous revenue. Miscellaneous revenue consists of rental income, sale of county property and sale of recyclables.
- General fund expenditures appropriations were increased by \$76 thousand.
- General fund other financing sources appropriations increased by \$32 thousand. Transfers in and out appropriations were both increased \$.4 million. Appropriations for transfers in were mostly increased due to special revenue funds transferring money to the general fund. The transfers out budget revisions are related to the three ordinances discussed above.

BEAUFORT COUNTY, SOUTH CAROLINA
MANAGEMENT'S DISCUSSION AND ANALYSIS
FOR THE FISCAL YEAR ENDED JUNE 30, 2013

Final Budget to Actual Comparison for the Fiscal Year Ended June 30, 2013

	Final Budget	Actual	Variance with Final Budget Positive (Negative)
Revenues:			
Taxes	\$ 72,323,941	\$ 72,758,007	\$ 434,066
Licenses and Permits	2,680,200	2,816,396	136,196
Intergovernmental	7,854,500	7,821,442	(33,058)
Charges for Services	11,151,539	11,734,648	583,109
Fines and Forfeitures	842,500	748,503	(93,997)
Interest	193,100	92,665	(100,435)
Miscellaneous	500,100	594,964	94,864
Total Revenues	95,545,880	96,566,625	1,020,745
Expenditures:			
General Government	20,453,837	19,541,629	912,208
Public Safety	41,583,500	41,575,053	8,447
Public Works	14,131,658	13,675,578	456,080
Public Health	4,186,461	4,138,661	47,800
Public Welfare	738,488	701,540	36,948
Cultural and Recreation	11,436,510	11,020,381	416,129
Capital	1,843,829	1,704,091	139,738
Total Expenditures	94,374,283	92,356,933	2,017,350
Excess (deficiency) of Revenues Over Expenditures	1,171,597	4,209,692	3,038,095
Other Financing Sources (Uses)			
Transfers In	1,657,250	1,656,696	(554)
Transfers Out	(3,281,664)	(3,987,127)	(705,463)
Total Other Financing Sources (Uses)	(1,624,414)	(2,330,431)	(706,017)
Net Change in Fund Balance	(452,817)	1,879,261	2,332,078
Fund Balance - beginning	22,342,008	22,342,008	-
Fund Balance - ending	\$ 21,889,191	\$ 24,221,269	\$ 2,332,078

BEAUFORT COUNTY, SOUTH CAROLINA
MANAGEMENT'S DISCUSSION AND ANALYSIS
FOR THE FISCAL YEAR ENDED JUNE 30, 2013

The actual net position of the County's general fund varied from its final budget's net position by \$2.3 million. Key elements of this are as follows:

- The County's general fund actual revenues had a positive variance of \$1 million as compared to the final budget of fiscal year 2013. In addition, the County's general fund actual expenditures had a positive variance of \$2 million as compared to the final budget of fiscal year 2013.
- While the County's revenues and expenditures had positive variances, the actual other financing uses had a negative variance of \$.7 million as compared to final budget for fiscal year 2013.
- The majority of the positive variance within the County's general fund expenditures from the final budget is due to decreased personnel expenditures which were the result of not filling many vacated positions throughout the 2013 fiscal year.

BEAUFORT COUNTY, SOUTH CAROLINA
MANAGEMENT'S DISCUSSION AND ANALYSIS
FOR THE FISCAL YEAR ENDED JUNE 30, 2013

CAPITAL ASSETS AND DEBT ADMINISTRATION

Capital Assets – Beaufort County's investment in capital assets for its governmental and business-type activities as of June 30, 2013 was \$474,203,172 (net of accumulated depreciation). This investment in capital assets includes land and easements, buildings and improvements, infrastructure, and equipment. The total increase in the County's investment in capital assets for the current fiscal year was 6 percent (in which governmental activities capital assets increased by 6 percent and business-type activities capital assets increased by less than 1 percent).

In lieu of annual depreciation, the County has elected to use the modified approach for its airport infrastructure assets, which include runways, taxiways, and aprons. As of June 30, 2013, 100 percent of airport infrastructure assets were in a fair or better condition.

Additional information on the County's modified approach for airport infrastructure assets can be found on Schedule 2 on page 72 of this report.

Beaufort County's Capital Assets
(Net of Depreciation)
June 30, 2013 and 2012

	Governmental Activities		Business-Type Activities		Total	
	2013	2012	2013	2012	2013	2012
Land	\$ 102,027,422	\$ 84,651,522	\$ 5,563,308	\$ 5,262,283	\$ 107,590,730	\$ 89,913,805
Easements	15,787,000	15,787,000	-	-	15,787,000	15,787,000
Construction in Progress	79,976,784	126,680,023	779,134	329,048	80,755,918	127,009,071
Buildings and Improvements	99,939,516	96,979,160	7,089,455	7,591,723	107,028,971	104,570,883
Infrastructure	132,040,991	76,211,419	9,229,801	9,229,801	141,270,792	85,441,220
Equipment	20,469,867	24,586,132	1,299,894	1,514,909	21,769,761	26,101,041
Total Capital Assets	\$ 450,241,580	\$ 424,895,256	\$ 23,961,592	\$ 23,927,764	\$ 474,203,172	\$ 448,823,020

Major capital asset events during the current fiscal year included the following:

- The County added \$9.7 million in governmental activities infrastructure and construction in progress related to 1% sales tax referendum road projects.
- An additional \$3.6 million was added to governmental activities' construction in progress related to the ongoing St. Helena Library construction project. This project was completed and capitalized in fiscal year 2013.
- The County purchased approximately \$17.2 million in governmental activities land and easements for the County's rural and critical lands program during the 2013 fiscal year.
- \$1.2 million in additional County road improvement program governmental activities projects were started and/or completed in fiscal year 2013.
- Net proprietary asset additions of \$.9 million, consists of land acquisition by the Hilton Head Island Airport as well as the beginning of the terminal improvements and drainage improvements. Additionally, the Stormwater Utility purchased equipment totaling \$120 thousand. These additions were offset by depreciation totaling \$.9 million.

Additional information on the County's capital assets can be found in note 4 on pages 51 through 52 of this report.

BEAUFORT COUNTY, SOUTH CAROLINA
MANAGEMENT'S DISCUSSION AND ANALYSIS
FOR THE FISCAL YEAR ENDED JUNE 30, 2013

Long-Term Debt – At the end of the current fiscal year, Beaufort County had \$247,123,541 of total long-term debt outstanding. The total amount of debt is backed by the full faith and credit of the government.

Beaufort County's Outstanding Debt
June 30, 2013 and 2012

	Governmental Activities	
	2013	2012
General Obligation Bonds	\$ 219,235,000	\$ 190,915,000
Bond Anticipation Notes	-	2,500,000
TIF Revenue Bonds	5,685,000	56,910,000
Premiums	16,576,387	7,509,598
Discount	-	(101,073)
Total Outstanding Debt	\$ 241,496,387	\$ 257,733,525

Major outstanding debt events during the current fiscal year included the following:

- In August 2012, the County issued \$25,185,000 of General Obligation refunding bonds bearing interest rates of 2.0% to 5.0% and with varying maturity dates through 2025. The proceeds were used to advance refund \$27,050,000 of outstanding 2005 general obligation bonds which had interest rates ranging from 3.0% to 5.0%.
- In October 2012, the County issued \$6,000,000 of general obligation bonds through the United States Department of Agriculture bearing an interest rate of 3.5% and with varying maturity dates through 2052. The proceeds of these bonds were used for the County's St. Helena Library project.
- In May 2013, the County issued \$7,580,000 of general obligation bonds bearing interest rates of 1.5% to 4.0% and with varying maturity dates through 2033. The proceeds of these bonds were used to pay off the related bond anticipation notes of \$2,500,000 and \$5,000,000 that were issued in May 2012 and October 2012, respectively.
- In May 2013, the County issued \$25,000,000 of general obligation bonds bearing interest rates of 1.5% to 5.0% and with varying maturity dates through 2029. The proceeds of these bonds were used for the County's rural and critical land projects, as approved by referendum in November 2012.
- In May 2013, the County issued \$33,150,000 of general obligation refunding bonds bearing interest rates of 1.5% to 5.0% and with varying maturity dates through 2026. The proceeds were used to advance refund \$11,250,000 and \$21,900,000 of outstanding 2006 and 2006B general obligation bonds which had interest rates ranging from 3.5% to 8.0% and 4.0% to 6.75%, respectively.
- There was \$72,805,000 in debt service principal paid during the fiscal year ended June 30, 2013.

The County maintains an underlying, uninsured "AA+" bond rating from Standard & Poor's Rating Group for all of its general obligation bonds, an underlying, uninsured "Aa1" bond rating from Moody's Investors Service for all of its general obligation bonds, and an underlying, uninsured "AA" bond rating from Fitch for its 2003 through 2007B general obligations bonds. Additionally the County maintains an underlying, uninsured "A+" bond rating for its TIF revenue bonds from Standard & Poor's Rating Group.

State statutes limit the amount of general obligation debt a governmental entity may issue to 8 percent of its total assessed valuation less debt issued by referendum and debt issued and paid by other sources. The current debt limitation for the County is \$145,975,855. Beaufort County was \$50,943,965 under this legal limit at June 30, 2013.

Additional information on the County's long-term debt can be found in note 5 on pages 53 through 59 of this report.

BEAUFORT COUNTY, SOUTH CAROLINA
MANAGEMENT'S DISCUSSION AND ANALYSIS
FOR THE FISCAL YEAR ENDED JUNE 30, 2013

ECONOMIC FACTORS AND NEXT YEAR'S BUDGET AND RATES

- The unemployment rate for Beaufort County was 7.9 percent at June 30, 2013, which is lower than the rate of 8.8 percent a year ago. This compares favorably with the State of South Carolina's average unemployment rate of 8.1 percent at June 30, 2013 and compares unfavorably to the national average unemployment rate of 7.6 percent at June 30, 2013.
- The housing market downturn continued to affect the County during the 2013 fiscal year, however the downturn in the County was much less severe than in other areas around the country.
- The cost of living in this region still compares favorably to other areas of the country.

All of these factors were considered in preparing Beaufort County's budget for the 2013 fiscal year.

As of June 30, 2013, the County's unassigned general fund balance was \$20,207,988. Three ordinances passed during fiscal year 2013 appropriated \$453 thousand of the County's general fund balance to be expended. Due to the County's reduction in operating expenditures there was an increase to the County's general fund balance in the amount of \$1,879,261 during fiscal year 2013.

REQUESTS FOR INFORMATION

This financial report is designed to provide a general overview of Beaufort County's finances for all those with an interest in the government's finances. Questions concerning any of the information provided in this report or requests for additional financial information should be addressed to the Finance Department, Post Office Box 1228, Beaufort, SC 29901-1228.

BEAUFORT COUNTY, SOUTH CAROLINA
STATEMENT OF NET POSITION
June 30, 2013

	Governmental Activities	Business-Type Activities	Totals
ASSETS			
Current Assets			
Cash and Equity in Pooled Cash and Investments	\$ 123,175,461	\$ 2,597,134	\$ 125,772,595
Receivables, Net	10,638,130	639,258	11,277,388
Due from Other Governments	2,974,360	-	2,974,360
Due to General Fund	1,413,837	(1,413,837)	-
Advances from General Fund	50,156	(50,156)	-
Notes Receivable	64,286	-	64,286
Inventories	-	156,734	156,734
Prepaid Items	619,258	51,448	670,706
	<u>138,935,488</u>	<u>1,980,581</u>	<u>140,916,069</u>
Noncurrent Assets			
Equity in Pooled Investments	4,896,315	-	4,896,315
Advances from General Fund	1,496,036	(1,496,036)	-
Notes Receivable	1,105,714	-	1,105,714
	<u>7,498,065</u>	<u>(1,496,036)</u>	<u>6,002,029</u>
Capital Assets			
Non-Depreciable	197,791,206	15,572,243	213,363,449
Depreciable	252,450,374	8,389,349	260,839,723
	<u>450,241,580</u>	<u>23,961,592</u>	<u>474,203,172</u>
Total Noncurrent Assets	<u>457,739,645</u>	<u>22,465,556</u>	<u>480,205,201</u>
Total Assets	<u>596,675,133</u>	<u>24,446,137</u>	<u>621,121,270</u>
DEFERRED OUTFLOWS OF RESOURCES			
Deferred Charge on Refundings	5,627,154	-	5,627,154
LIABILITIES			
Current Liabilities			
Accounts Payable	7,615,687	451,211	8,066,898
Accrued Payroll	1,858,539	63,039	1,921,578
Accrued Compensated Absences	357,857	10,960	368,817
Accrued Interest Payable	1,531,170	-	1,531,170
Current Portion of Long Term Debt	16,217,962	-	16,217,962
Due to Others	1,015,740	-	1,015,740
	<u>28,596,955</u>	<u>525,210</u>	<u>29,122,165</u>
Noncurrent Liabilities			
Accrued Compensated Absences	2,753,942	84,346	2,838,288
Net Other Postemployment Benefits Obligation	23,606,469	1,055,539	24,662,008
Long-Term Obligations	225,278,425	-	225,278,425
	<u>251,638,836</u>	<u>1,139,885</u>	<u>252,778,721</u>
Total Liabilities	<u>280,235,791</u>	<u>1,665,095</u>	<u>281,900,886</u>
NET POSITION			
Net Investment in capital assets	235,805,103	23,961,592	259,766,695
Restricted for:			
General Government Programs	12,625,391	-	12,625,391
Public Safety Programs	4,446,499	-	4,446,499
Public Works Programs	5,174,946	-	5,174,946
Public Health Programs	522,534	-	522,534
Public Welfare Programs	169,521	-	169,521
Cultural and Recreational Programs	4,283,804	-	4,283,804
Capital Projects	42,787,885	-	42,787,885
Debt Service	11,523,783	-	11,523,783
Unrestricted (Deficit)	4,727,030	(1,180,550)	3,546,480
Total Net Position	<u>\$ 322,066,496</u>	<u>\$ 22,781,042</u>	<u>\$ 344,847,538</u>

The accompanying notes are an integral part of these financial statements.

BEAUFORT COUNTY, SOUTH CAROLINA
STATEMENT OF ACTIVITIES
For the Year Ended June 30, 2013

	Expenses	Program Revenues			Net (Expense) Revenue and Changes in Net Position		
		Charges for Services	Operating Grants and Contributions	Capital Grants and Contributions	Primary Government		Totals
					Governmental Activities	Business Type Activities	
Functions/Programs							
Governmental Activities							
General Government	\$ 32,641,163	\$ 18,342,329	\$ 1,536,660	\$ -	\$ (12,762,174)	\$ -	\$ (12,762,174)
Public Safety	52,481,136	8,510,306	1,310,388	698,072	(41,962,370)	-	(41,962,370)
Public Works	23,403,821	4,283,664	92,902	10,106,881	(8,920,374)	-	(8,920,374)
Public Health	11,987,651	522,846	4,952,063	-	(6,512,742)	-	(6,512,742)
Public Welfare	2,317,902	64,283	706,080	-	(1,547,539)	-	(1,547,539)
Cultural and Recreation	16,064,581	1,912,336	730,152	2,466,860	(10,955,233)	-	(10,955,233)
Interest	9,087,049	-	-	-	(9,087,049)	-	(9,087,049)
Total Governmental Activities	<u>147,983,303</u>	<u>33,635,764</u>	<u>9,328,245</u>	<u>13,271,813</u>	<u>(91,747,481)</u>	<u>-</u>	<u>(91,747,481)</u>
Business-Type Activities							
Stormwater Utility	3,246,022	3,155,000	-	-	-	(91,022)	(91,022)
Lady's Island Airport	667,068	560,766	-	8,936	-	(97,366)	(97,366)
Hilton Head Airport	<u>2,565,348</u>	<u>1,793,155</u>	<u>112,695</u>	<u>1,166,856</u>	<u>-</u>	<u>507,358</u>	<u>507,358</u>
Total Business-Type Activities	<u>6,478,438</u>	<u>5,508,921</u>	<u>112,695</u>	<u>1,175,792</u>	<u>-</u>	<u>318,970</u>	<u>318,970</u>
Total	<u>\$ 154,461,741</u>	<u>\$ 39,144,685</u>	<u>\$ 9,440,940</u>	<u>\$ 14,447,605</u>	<u>\$ (91,747,481)</u>	<u>\$ 318,970</u>	<u>\$ (91,428,511)</u>
General Revenues & Transfers							
Property Taxes					\$ 94,819,998	\$ -	\$ 94,819,998
Sales Taxes					15,043,485	-	15,043,485
Grants and Contributions Not Restricted					7,944,710	-	7,944,710
Unrestricted Investment Earnings					540,155	4,835	544,990
Gain/(Loss) on Sale of Capital Assets					-	(3,741)	(3,741)
Miscellaneous					<u>1,557,747</u>	<u>-</u>	<u>1,557,747</u>
Total General Revenues					<u>119,906,095</u>	<u>1,094</u>	<u>119,907,189</u>
Change in Net Position					28,158,614	320,064	28,478,678
Net Position, Beginning					<u>293,907,882</u>	<u>22,460,978</u>	<u>316,368,860</u>
Net Position, Ending					<u>\$ 322,066,496</u>	<u>\$ 22,781,042</u>	<u>\$ 344,847,538</u>

The accompanying notes are an integral part of these financial statements.

BEAUFORT COUNTY, SOUTH CAROLINA
BALANCE SHEET
GOVERNMENTAL FUNDS
June 30, 2013

	County Wide General	Bluffton County	New River TIF Bonds	Sales Tax Projects	Real Property Program	Nonmajor Governmental Funds	Total Governmental Funds
	General	Obligation Bonds	TIF Bonds	TIF Bonds	Projects	Program	Funds
ASSETS							
Cash and Equity in Pooled Cash and Investments	\$ 21,541,604	\$ 7,638,192	\$ -	\$ 1,890,270	\$ 38,989,159	\$ 18,961,117	\$ 127,833,982
Receivables, Net	3,388,717	262,906	76,522	16,961	4,791,974	-	10,488,141
Due from Other Governments	1,627,335	-	-	-	-	1,347,025	2,974,360
Due from Other Funds	1,413,837	-	-	-	-	-	1,413,837
Advances to Enterprise Funds	1,546,192	-	-	-	-	-	1,546,192
Note receivable	-	1,170,000	-	-	-	-	1,170,000
Prepaid Items	565,576	-	-	-	-	50,592	616,168
Total Assets	<u>\$ 30,083,261</u>	<u>\$ 9,071,098</u>	<u>\$ 76,522</u>	<u>\$ 1,907,231</u>	<u>\$ 43,781,133</u>	<u>\$ 18,961,117</u>	<u>\$ 146,042,680</u>
LIABILITIES							
Accounts Payable	\$ 1,687,519	\$ 14,719	\$ 40,934	\$ -	\$ 2,455,687	\$ 110,660	\$ 7,128,995
Accrued Payroll	1,606,039	-	-	-	3,432	-	1,858,539
Due to Others	972,664	-	-	-	-	43,076	1,015,740
Total Liabilities	<u>4,266,222</u>	<u>14,719</u>	<u>40,934</u>	<u>-</u>	<u>2,459,119</u>	<u>110,660</u>	<u>10,003,274</u>
DEFERRED INFLOWS OF RESOURCES							
Unavailable revenue - property taxes	<u>1,595,770</u>	<u>176,214</u>	<u>35,588</u>	<u>7,275</u>	<u>-</u>	<u>-</u>	<u>1,968,360</u>
Total deferred inflows of resources	<u>1,595,770</u>	<u>176,214</u>	<u>35,588</u>	<u>7,275</u>	<u>-</u>	<u>-</u>	<u>1,968,360</u>
FUND BALANCE							
Nonspendable	2,061,612	1,105,714	-	-	-	93,732	3,261,058
Restricted	-	7,774,451	-	1,899,956	41,322,014	18,850,457	108,594,273
Committed	218,526	-	-	-	-	56,058	274,584
Assigned	1,733,143	-	-	-	-	-	1,733,143
Unassigned	20,207,988	-	-	-	-	-	20,207,988
Total Fund Balances	<u>24,221,269</u>	<u>8,880,165</u>	<u>-</u>	<u>1,899,956</u>	<u>41,322,014</u>	<u>18,850,457</u>	<u>134,071,046</u>
Total liabilities, deferred inflows of resources, and fund balances	<u>\$ 30,083,261</u>	<u>\$ 9,071,098</u>	<u>\$ 76,522</u>	<u>\$ 1,907,231</u>	<u>\$ 43,781,133</u>	<u>\$ 18,961,117</u>	<u>\$ 146,042,680</u>

The accompanying notes are an integral part of these financial statements.

BEAUFORT COUNTY, SOUTH CAROLINA
RECONCILIATION OF THE BALANCE SHEET OF GOVERNMENTAL
FUNDS TO THE STATEMENT OF NET POSITION
June 30, 2013

Total Governmental Fund Balances (Exhibit 3)	\$	134,071,046
Amounts reported for governmental activities in the statement of Net Position are different because:		
Capital assets used in governmental activities are not financial resources and, therefore, are not reported in governmental funds (\$450,241,580 less internal service fund balance of \$127,908).		450,113,672
Other long-term assets are not available to pay for current period expenditures and, therefore, are reported as deferred in governmental funds - property taxes.		1,968,360
Deferred charge on refundings of debt		5,627,154
Internal service funds are used by management to charge the costs of fleet services to individual funds. The assets and liabilities of the internal service fund are included in governmental activities in the statement of Net Position.		27,070
Long-term liabilities, including bonds payable, are not due and payable in the current period and, therefore, are not reported in governmental funds.		<u>(269,740,806)</u>
Accrued Interest Payable		(1,531,170)
Current Portion of Long Term Debt		(16,217,962)
Accrued Compensated Absences		(3,111,799)
Net Other Post Employment Benefits Obligation (\$23,606,469 less internal service fund balance of \$5,019)		(23,601,450)
Long-term obligations		<u>(225,278,425)</u>
Net Position of Governmental Activities	\$	<u>322,066,496</u>

The accompanying notes are an integral part of these financial statements.

BEAUFORT COUNTY, SOUTH CAROLINA
STATEMENT OF REVENUES, EXPENDITURES AND CHANGES IN FUND BALANCES
GOVERNMENTAL FUNDS
For the Year Ended June 30, 2013

	General	County Wide General Obligation Bonds	New River TIF Bonds	Bluffton - County TIF Bonds	Sales Tax Projects	Real Property Program	Nonmajor Governmental Funds	Total Governmental Funds
Revenues								
Property Taxes	\$ 72,758,007	\$ 7,954,426	\$ 6,617,597	\$ 567,755	\$ -	\$ -	\$ 6,888,911	\$ 94,786,696
Licenses and Permits	2,816,396	-	-	-	-	-	7,888,726	10,705,122
Intergovernmental	7,821,442	184,594	-	-	23,255,723	-	14,326,494	45,588,253
Charges for Services	11,734,648	-	-	-	-	-	5,370,491	17,105,139
Fines and Forfeitures	748,503	-	-	-	-	-	149,933	898,436
Interest	92,665	66,865	55,920	189,469	101,983	14,318	18,935	540,155
Miscellaneous	594,964	-	-	-	-	22,685	940,098	1,557,747
Total Revenues	96,566,625	8,205,885	6,673,517	757,224	23,357,706	37,003	35,583,588	171,181,548
Expenditures								
Current								
General Government	19,541,629	-	-	-	-	-	4,116,429	23,658,058
Public Safety	41,575,053	-	-	-	-	-	2,607,283	44,182,336
Public Works	13,675,578	-	-	-	-	-	3,874,602	17,550,180
Public Health	4,138,661	-	-	-	-	-	7,167,510	11,306,171
Public Welfare	701,540	-	-	-	-	-	1,092,632	1,794,172
Cultural and Recreation	11,020,381	-	-	-	-	-	2,112,331	13,132,712
Debt Service - Principal	-	14,895,000	36,705,000	20,205,000	-	-	1,000,000	72,805,000
Debt Service - Interest and Fees	-	7,350,093	931,175	1,041,406	-	-	1,121,250	10,443,924
Capital Projects	1,704,091	-	-	-	9,872,539	17,556,967	14,395,187	43,528,784
Total Expenditures	92,356,933	22,245,093	37,636,175	21,246,406	9,872,539	17,556,967	37,487,224	238,401,337
Excess (deficiency) of revenues over expenditures	4,209,692	(14,039,208)	(30,962,658)	(20,489,182)	13,485,167	(17,519,964)	(1,903,636)	(67,219,789)
Other Financing Sources (Uses)								
Issuance of Bonds	-	7,580,000	-	5,685,000	-	25,000,000	11,000,000	49,265,000
Refunding Bond Proceeds	-	58,335,000	-	-	-	-	-	58,335,000
Payments to Refunding Debt Escrow Agent	-	(65,909,303)	-	-	-	-	-	(65,909,303)
Bond Premium	-	11,525,901	-	-	-	-	-	11,525,901
Transfers In	1,656,696	7,093,489	520,912	2,131,239	988,084	-	14,933,195	27,323,615
Transfers Out	(3,987,127)	-	-	-	(988,084)	-	(22,348,404)	(27,323,615)
Total Other Financing Sources (Uses)	(2,330,431)	18,625,087	520,912	7,816,239	-	25,000,000	3,584,791	53,216,598
Net Change in Fund Balance	1,879,261	4,585,879	(30,441,746)	(12,672,943)	13,485,167	7,480,036	1,681,155	(14,003,191)
Fund Balance - beginning	22,342,008	4,294,286	30,441,746	14,572,899	27,836,847	11,370,421	37,216,030	148,074,237
Fund Balance - ending	\$ 24,221,269	\$ 8,880,165	\$ -	\$ 1,899,956	\$ 41,322,014	\$ 18,850,457	\$ 38,897,185	\$ 134,071,046

The accompanying notes are an integral part of these financial statements.

BEAUFORT COUNTY, SOUTH CAROLINA
RECONCILIATION OF THE STATEMENT OF REVENUES, EXPENDITURES
AND CHANGES IN FUND BALANCES OF GOVERNMENTAL FUNDS
TO THE STATEMENT OF ACTIVITIES
For the Year Ended June 30, 2013

Amounts reported for governmental activities in the statement of activities (Exhibit 2) are different because:

Total Net Change in Fund Balances - Governmental Funds (Exhibit 4)	\$	(14,003,191)
<p>Governmental funds report capital outlays as expenditures. However, in the statement of activities, the cost of those assets are allocated over their estimated useful lives and reported as depreciation expense. This is the amount by which capital outlay excluded depreciation in the current period.</p>		
Capital Outlay		43,374,942
Depreciation (\$17,903,529 less \$28,233 internal service fund depreciation)		(17,875,296)
<p>In the statement of activities, the loss on disposal of capital assets is reported. Conversely, governmental funds do not report any gain or loss on disposal of capital assets.</p>		
Net Book Value of Capital Assets Disposed		(125,089)
<p>Because some property taxes will not be collected for several months after the County's fiscal year ends, they are not considered "available" revenues in the governmental funds</p>		
Increase in Deferred Property Taxes		33,303
<p>The issuance of long-term debt (bonds, leases) provides current financial resources to governmental funds, while the repayment of the principal of long-term debt consumes the current financial resources of governmental funds. Neither transactions has any affect on net position. Also, governmental funds report the effect of premiums, discounts, and similar items when debt is first issued, whereas these amounts are deferred and amortized in the statement of activities. This amount is net of the effect of these differences in the treatment of long-term debt and related items.</p>		
Issuance of Long-Term Bonds and Bond Anticipation Notes		21,864,291
Bond Principal Payments		(49,265,000)
Issuance of Long-Term Bonds to Refinance 2005 and 2006 Bonds		72,805,000
Defeased Bonds in Bond Refinance of 2005 and 2006 Bonds		(58,335,000)
Addition of Bond Premiums on Long-Term Bonds and Bond Anticipation Notes		65,909,303
Amortization of Bond Premiums and Discount		(11,525,901)
Addition of Deferred Loss on Advance Refundings		1,411,784
Amortization of Deferred Loss on Advance Refundings		1,067,851
		(203,746)
<p>Some expenses reported in the statement of activities do not require the use of current financial resources and, therefore, are not reported as expenditures in governmental funds</p>		
Decrease in Accrued Interest		148,841
Increase in Accrued Compensated Absences		(90,123)
Increase in Other Post Employment Benefit Cost		(5,103,885)
The net revenue (expense) of certain activities of internal service funds reported with governmental activities		(65,179)
Change in Net Position of Governmental Activities	\$	<u>28,158,614</u>

The accompanying notes are an integral part of these financial statements.

Theresa Lee
Beaufort County Resident



BEAUFORT COUNTY, SOUTH CAROLINA
STATEMENT OF REVENUES, EXPENDITURES AND CHANGES IN FUND BALANCES
BUDGET (GAAP BASIS) AND ACTUAL
GENERAL FUND
For the Year Ended June 30, 2013

	GENERAL			
	Original Budget	Final Budget	Actual	Variance with Final Budget Positive (Negative)
Revenues				
Property Taxes	\$ 72,323,941	\$ 72,323,941	\$ 72,758,007	\$ 434,066
Licenses and Permits	2,680,000	2,680,200	2,816,396	136,196
Intergovernmental	8,000,000	7,854,500	7,821,442	(33,058)
Charges for Services	11,175,589	11,151,539	11,734,648	583,109
Fines and Forfeitures	860,000	842,500	748,503	(93,997)
Interest	175,100	193,100	92,665	(100,435)
Miscellaneous	675,500	500,100	594,964	94,864
Total Revenues	<u>95,890,130</u>	<u>95,545,880</u>	<u>96,566,625</u>	<u>1,020,745</u>
Expenditures				
General Government	20,148,778	20,453,837	19,541,629	912,208
Public Safety	42,111,060	41,583,500	41,575,053	8,447
Public Works	14,224,524	14,131,658	13,675,578	456,080
Public Health	4,213,553	4,186,461	4,138,661	47,800
Public Welfare	819,421	738,488	701,540	36,948
Cultural and Recreation	11,513,809	11,436,510	11,020,381	416,129
Capital	1,266,856	1,843,829	1,704,091	139,738
Total Expenditures	<u>94,298,001</u>	<u>94,374,283</u>	<u>92,356,933</u>	<u>2,017,350</u>
Excess of Revenues Over Expenditures	1,592,129	1,171,597	4,209,692	3,038,095
Other Financing Sources (Uses)				
Transfers In	1,260,000	1,657,250	1,656,696	(554)
Transfers Out	<u>(2,852,129)</u>	<u>(3,281,664)</u>	<u>(3,987,127)</u>	<u>(705,463)</u>
Total Other Financing Sources (Uses)	<u>(1,592,129)</u>	<u>(1,624,414)</u>	<u>(2,330,431)</u>	<u>(706,017)</u>
Net Change in Fund Balance	-	(452,817)	1,879,261	2,332,078
Fund Balance - beginning	<u>22,342,008</u>	<u>22,342,008</u>	<u>22,342,008</u>	<u>-</u>
Fund Balance - ending	<u>\$ 22,342,008</u>	<u>\$ 21,889,191</u>	<u>\$ 24,221,269</u>	<u>\$ 2,332,078</u>

The accompanying notes are an integral part of these financial statements.

BEAUFORT COUNTY, SOUTH CAROLINA
STATEMENT OF NET POSITION
PROPRIETARY FUNDS
June 30, 2013

	Business-Type Activities - Enterprise Funds				Internal Service Fund
	Stormwater	Lady's Island	Hilton Head	Totals	Garage
	Utility	Airport	Airport		
ASSETS					
Current Assets					
Cash and Cash Equivalents	\$ 2,596,562	\$ 372	\$ 200	\$ 2,597,134	\$ 237,794
Receivables, Net	122,392	46,755	470,111	639,258	149,989
Inventories	92,511	64,223	-	156,734	-
Prepayments	14,293	8,605	28,550	51,448	3,090
Total Current Assets	<u>2,825,758</u>	<u>119,955</u>	<u>498,861</u>	<u>3,444,574</u>	<u>390,873</u>
Capital Assets	2,904,079	4,798,267	26,736,971	34,439,317	445,159
Accumulated Depreciation	<u>(2,013,040)</u>	<u>(816,942)</u>	<u>(7,647,743)</u>	<u>(10,477,725)</u>	<u>(317,251)</u>
	891,039	3,981,325	19,089,228	23,961,592	127,908
Total Assets	<u>3,716,797</u>	<u>4,101,280</u>	<u>19,588,089</u>	<u>27,406,166</u>	<u>518,781</u>
LIABILITIES					
Current Liabilities					
Account Payable	231,326	22,987	196,898	451,211	486,692
Accrued Payroll	38,788	2,934	21,317	63,039	-
Accrued Compensated Absences	7,087	573	3,300	10,960	-
Due to General Fund	-	362,852	1,050,985	1,413,837	-
Current Portion of Advance					
from General Fund	-	-	50,156	50,156	-
Total Current Liabilities	<u>277,201</u>	<u>389,346</u>	<u>1,322,656</u>	<u>1,989,203</u>	<u>486,692</u>
Noncurrent Liabilities					
Accrued Compensated Absences	54,539	4,412	25,395	84,346	-
Net Other Postemployment					
Benefits Obligation	742,397	29,356	283,786	1,055,539	5,019
Advance from General Fund	-	-	1,496,036	1,496,036	-
Total Noncurrent Liabilities	<u>796,936</u>	<u>33,768</u>	<u>1,805,217</u>	<u>2,635,921</u>	<u>5,019</u>
Total Liabilities	<u>1,074,137</u>	<u>423,114</u>	<u>3,127,873</u>	<u>4,625,124</u>	<u>491,711</u>
NET POSITION					
Net investment in capital assets	891,039	3,981,325	19,089,228	23,961,592	127,908
Unrestricted (Deficit)	<u>1,751,621</u>	<u>(303,159)</u>	<u>(2,629,012)</u>	<u>(1,180,550)</u>	<u>(100,838)</u>
Total Net Position	<u>\$ 2,642,660</u>	<u>\$ 3,678,166</u>	<u>\$ 16,460,216</u>	<u>\$ 22,781,042</u>	<u>\$ 27,070</u>

The accompanying notes are an integral part of these financial statements.

BEAUFORT COUNTY, SOUTH CAROLINA
STATEMENT OF REVENUES, EXPENSES AND CHANGES IN FUND NET POSITION
PROPRIETARY FUNDS
For the Year Ended June 30, 2013

	Business-Type Activities - Enterprise Funds				Internal Service Fund
	Stormwater	Lady's Island	Hilton Head	Totals	Garage
	Utility	Airport	Airport		
Operating Revenues					
Garage Billings	\$ -	\$ -	\$ -	\$ -	\$ 1,926,137
Fuel and Oil Sales	-	417,625	-	417,625	3,000,930
Stormwater Utility Fees	3,070,789	-	-	3,070,789	-
Stormwater Utility Project Billings	84,211	-	-	84,211	-
Fixed Base Operator Ground Lease	-	-	49,287	49,287	-
Fixed Base Operator Concessions	-	-	17,490	17,490	-
Fixed Base Operator Fuel Commission	-	-	242,350	242,350	-
Passenger Facility Charges	-	-	223,894	223,894	-
Flight Training Commissions	-	1,335	1,203	2,538	-
Concession Sales	-	3,349	-	3,349	-
Firefighting Fees	-	-	255,144	255,144	-
Landing Fees	-	12,595	111,422	124,017	-
Parking/Taxi Fees	-	-	53,617	53,617	-
Security Fees	-	-	26,587	26,587	-
Rentals	-	125,291	597,390	722,681	-
Hanger Rentals	-	-	182,189	182,189	-
Operating grant - Transportation Security Administration	-	-	112,695	112,695	-
Other Charges	-	571	32,582	33,153	-
Total Operating Revenues	<u>3,155,000</u>	<u>560,766</u>	<u>1,905,850</u>	<u>5,621,616</u>	<u>4,927,067</u>
Operating Expenses					
Costs of Sales and Services	-	298,407	-	298,407	-
Personnel	1,828,224	125,649	910,176	2,864,049	-
Purchased Services	874,851	117,770	463,249	1,455,870	1,954,427
Supplies	294,484	5,672	47,770	347,926	3,009,586
Depreciation	248,463	71,933	559,004	879,400	28,233
Total Operating Expenses	<u>3,246,022</u>	<u>619,431</u>	<u>1,980,199</u>	<u>5,845,652</u>	<u>4,992,246</u>
Operating Loss	(91,022)	(58,665)	(74,349)	(224,036)	(65,179)
Non-Operating Revenues (Expenses)					
Capital Grants - Federal Aviation Administration	-	8,936	1,166,856	1,175,792	-
Non-Operating Grant Expenses	-	(47,637)	(506,339)	(553,976)	-
Gain/(Loss) on Sale of Capital Assets	(4,616)	-	875	(3,741)	-
Interest Income	4,652	-	183	4,835	-
Interest Expense	-	-	(78,810)	(78,810)	-
Total Non-Operating Revenues (Expenses)	<u>36</u>	<u>(38,701)</u>	<u>582,765</u>	<u>544,100</u>	<u>-</u>
Change in Net Position	(90,986)	(97,366)	508,416	320,064	(65,179)
Net Position, Beginning	<u>2,733,646</u>	<u>3,775,532</u>	<u>15,951,800</u>	<u>22,460,978</u>	<u>92,249</u>
Net Position, Ending	<u>\$ 2,642,660</u>	<u>\$ 3,678,166</u>	<u>\$ 16,460,216</u>	<u>\$ 22,781,042</u>	<u>\$ 27,070</u>

The accompanying notes are an integral part of these financial statements.

BEAUFORT COUNTY, SOUTH CAROLINA
STATEMENT OF CASH FLOWS
PROPRIETARY FUNDS
For the Year Ended June 30, 2013

	Business-Type Activities - Enterprise Funds				Internal
	Stormwater	Lady's Island	Hilton Head	Totals	Service Fund
	Utility	Airport	Airport		Garage
Cash Flows from Operating Activities:					
Cash Received from Customers and Users	\$ 3,162,184	\$ 551,188	\$ 1,976,619	\$ 5,689,991	\$ 5,011,189
Cash Paid to Employees	(1,711,000)	(118,225)	(876,591)	(2,705,816)	-
Cash Paid to Suppliers	(1,021,284)	(394,261)	(860,361)	(2,275,906)	(4,773,395)
Total Provided By (Used For) Operating Activities	<u>429,900</u>	<u>38,702</u>	<u>239,667</u>	<u>708,269</u>	<u>237,794</u>
Cash Flows from Noncapital Financing Activities:					
FAA Grants	-	8,935	481,022	489,957	-
Non-Operating Grant Expenses	-	(47,637)	(506,339)	(553,976)	-
Principal Payment on Advance	-	-	(47,725)	(47,725)	-
Interest Paid on Advance	-	-	(78,810)	(78,810)	-
Total Used For Noncapital Financing Activities	<u>-</u>	<u>(38,702)</u>	<u>(151,852)</u>	<u>(190,554)</u>	<u>-</u>
Cash Flows from Capital and Related					
Financing Activities:					
FAA Grants	-	-	685,834	685,834	-
Transfers (to)/from General Fund	7,693	-	-	7,693	-
Proceeds from Sale of Capital Assets	(4,616)	-	875	(3,741)	-
Purchase of Capital Assets	(146,213)	-	(774,707)	(920,920)	-
Total Provided By (Used For) Capital and Related Activities	<u>(143,136)</u>	<u>-</u>	<u>(87,998)</u>	<u>(231,134)</u>	<u>-</u>
Cash Flows from Investing Activities:					
Interest Earned	<u>4,652</u>	<u>-</u>	<u>183</u>	<u>4,835</u>	<u>-</u>
Net Increase in Cash and Cash Equivalents	291,416	-	-	291,416	237,794
Cash and Cash Equivalents, July 1, 2012	<u>2,305,146</u>	<u>372</u>	<u>200</u>	<u>2,305,718</u>	<u>-</u>
Cash and Cash Equivalents, June 30, 2013	<u>\$ 2,596,562</u>	<u>\$ 372</u>	<u>\$ 200</u>	<u>\$ 2,597,134</u>	<u>\$ 237,794</u>

The accompanying notes are an integral part of these financial statements.

BEAUFORT COUNTY, SOUTH CAROLINA
STATEMENT OF CASH FLOWS
PROPRIETARY FUNDS
For the Year Ended June 30, 2013

	Business-Type Activities - Enterprise Funds				Internal Service Fund
	Stormwater Utility	Lady's Island Airport	Hilton Head Airport	Totals	Garage
Reconciliation of Operating Income to Net Cash					
Flows Provided by (Used for) Operating Activities:					
Operating Loss	\$ (91,022)	\$ (58,665)	\$ (74,349)	\$ (224,036)	\$ (65,179)
Adjustments to Reconcile:					
Depreciation	248,463	71,933	559,004	879,400	28,233
Changes in Assets and Liabilities:					
(Increase) Decrease in Accounts Receivable	7,184	(9,578)	70,769	68,375	84,122
(Increase) Decrease in Inventories	10,430	(15,085)	-	(4,655)	-
(Increase) Decrease in Other Current Assets	5,909	(3,151)	(7,892)	(5,134)	(469)
Increase (Decrease) in Accounts Payable	131,712	(2,098)	(49,987)	79,627	191,087
Increase (Decrease) in Due to General Fund	-	47,922	(291,463)	(243,541)	-
Increase (Decrease) in Accrued Payroll	(15,475)	(2,483)	(12,894)	(30,852)	-
Increase (Decrease) in Accrued					
Compensated Absences	(7,781)	2,103	(8,152)	(13,830)	-
Increase (Decrease) in Net Other					
Postemployment Benefits Obligation	140,480	7,804	54,631	202,915	-
	272,459	25,434	(244,988)	52,905	274,740
Net Cash Flow Provided by (Used for)					
Operating Activities	\$ 429,900	\$ 38,702	\$ 239,667	\$ 708,269	\$ 237,794

The accompanying notes are an integral part of these financial statements.

Al Bennett
Beaufort County Resident



BEAUFORT COUNTY, SOUTH CAROLINA
STATEMENT OF FIDUCIARY NET POSITION
AGENCY FUNDS
June 30, 2013

ASSETS

Cash and Equity in Pooled Cash and Investments	<u>\$ 130,609,085</u>
--	-----------------------

LIABILITIES

Due to Agency	<u>\$ 130,609,085</u>
---------------	-----------------------

The accompanying notes are an integral part of these financial statements.

BEAUFORT COUNTY, SOUTH CAROLINA
NOTES TO THE FINANCIAL STATEMENTS
For the Year Ended June 30, 2013

1. Summary of Significant Accounting Policies

The financial statements of Beaufort County, South Carolina, have been prepared in conformity with accounting principles (GAAP) generally accepted in the United States of America as applied to governmental units. The Governmental Accounting Standards Board (GASB) is the accepted standard-setting body for establishing governmental accounting and financial reporting principles. The more significant of the government's accounting policies are described below.

During the year ended June 30, 2013, the County implemented SGAS No. 63, Financial Reporting of Deferred Outflows of Resources, Deferred Inflows of Resources, and Net Position. SGAS No. 63 identifies net position as the residual of all other elements presented in a statement of financial position. This Statement amends the net asset reporting requirements in SGAS No. 34, Basic Financial Statements – and Management's Discussion and Analysis – for State and Local Governments, and other pronouncements by incorporating deferred outflows of resources and deferred inflows of resources into the definitions of the required components of the residual measure and by renaming that measure as net position, rather than net assets. The implementation of SGAS No. 63 did not result in a change to beginning net position.

During the year ended June 30, 2013, the County implemented SGAS No. 65, Items Previously Reported as Assets and Liabilities. SGAS No. 65 establishes accounting and financial reporting standards that reclassify, as deferred outflows of resources or deferred inflows of resources, certain items that were previously reported as assets and liabilities and recognizes, as outflows of resources or inflows of resources, certain items that were previously reported as assets and liabilities. The provisions of SGAS No. 65 did not result in a change to beginning net position.

Reporting Entity

Beaufort County operates under the Council/Administrator form of government with Council members elected for four-year terms from each of the eleven single-member districts. This report includes all funds of Beaufort County that are controlled by this governing body, and are considered to be the "reporting entity" known as Beaufort County.

Government-Wide Financial Statements

The statement of net position and the statement of activities display information about the County as a whole. These statements include the financial activities of the primary government, except for fiduciary funds. For the most part, the effect of interfund activity has been removed from the statements. The statements distinguish between those activities of the County that are governmental and those that are considered business-type activities.

The statement of net position presents the financial condition of the governmental and business-type activities for the County at year-end. The statement of activities presents a comparison between direct expenses and program revenues for each program or function of the County's governmental activities and for the business-type activities of the County. Direct expenses are those that are specifically associated with a service, program, or department and therefore clearly identifiable to a particular function. Program revenues include charges paid by the recipient for the goods or services offered by the program, grants and contributions that are restricted to meeting the operational or capital requirements of a particular program, and interest earned on grants that is required to be used to support a particular program. Revenues which are not classified as program revenues are presented as general revenues of the County, with certain limited exceptions. The comparison of direct expenses with program revenues identifies the extent to which each business segment or governmental function is self-financing or draws from the general revenues of the County.

Fund Financial Statements

During the year, the County segregates transactions related to certain County functions or activities in separate funds in order to aid financial management and to demonstrate legal compliance. Fund financial statements are designed to present financial information of the County at this more detailed level. The focus of governmental and enterprise fund financial statements is on major funds. Each major fund is presented in a separate column. Nonmajor funds are aggregated and presented in a single column.

BEAUFORT COUNTY, SOUTH CAROLINA
NOTES TO THE FINANCIAL STATEMENTS
For the Year Ended June 30, 2013

1. Summary of Significant Accounting Policies – Continued:

Measurement Focus, Basis of Accounting, and Financial Statement Presentation

The government-wide financial statements are reported using the *economic resources measurement focus* and the *accrual basis of accounting*, as is the proprietary fund. The fiduciary fund financial statements are reported using *no measurement focus* and the *accrual basis of accounting*. Revenues are recorded when earned and expenses are recorded when a liability is incurred, regardless of the timing of related cash flows. Property taxes are recognized as revenues in the year for which they are levied. Grants and similar items are recognized as revenue as soon as all eligibility requirements imposed by the provider have been met.

Governmental fund financial statements are reported using the *current financial resources measurement focus* and the *modified accrual basis of accounting*. Revenues are recognized as soon as they are both measurable and available. Revenues are considered to be *available* when they are collectible within the current period or soon enough thereafter to pay liabilities of the current period. For this purpose, the government considers revenues to be available if they are collected within 60 days of the end of the current fiscal period. Expenditures generally are recorded when a liability is incurred, as under accrual accounting. However, debt service expenditures, as well as expenditures related to compensated absences and claims and judgments, are recorded only when payment is due.

Property taxes, franchise taxes, licenses, and interest associated with the current fiscal period are all considered to be susceptible to accrual and so have been recognized as revenues of the current fiscal period. All other revenue items are considered to be measurable and available only when cash is received by the government.

The government reports the following major governmental funds:

The *general fund* is the government's primary operating fund. It accounts for all financial resources of the general government, except those required to be accounted for in another fund.

The county wide general obligation bond fund accounts for the expenditures of the bond proceeds of the bonds issued for various capital projects throughout the County.

The New River Tax Incremental Financing District (TIF) bonds fund accounts for the expenditure of the bond proceeds of the bonds issued for the improvements within the TIF district. These improvements include the new river campus for the University of South Carolina-Beaufort and the south campus for the Technical College of the Lowcountry.

The Bluffton County TIF bonds fund accounts for the expenditure of the bond proceeds of the bonds issued for the improvements within the TIF district. These improvements included various projects within the Town of Bluffton, which included the Beaufort County Library System's Bluffton branch.

The sales tax projects fund accounts for the expenditure of the 1% local sales tax referendum proceeds which are used for various capital projects throughout the County.

The real property purchase program fund accounts for the expenditure of bond proceeds of the bonds issued for the purchase of rural and critical lands within the County.

The County reports the following major enterprise funds:

The stormwater utility fund accounts for the activities of the County's stormwater utility operations.

The Lady's Island Airport fund accounts for the activities of the County's airport operations on Lady's Island.

The Hilton Head Island Airport fund accounts for the activities of the airport's operations on Hilton Head Island.

The County reports the following internal service fund:

The garage fund accounts for the activities of the County's garage operations.

BEAUFORT COUNTY, SOUTH CAROLINA
NOTES TO THE FINANCIAL STATEMENTS
For the Year Ended June 30, 2013

1. Summary of Significant Accounting Policies – Continued:

Additionally, the government reports the following fund types:

Special Revenue Funds

The special revenue funds are used to account for the proceeds of specific revenue sources (other than special assessments, or major capital projects) that are legally restricted or committed to expenditures for specified purposes other than debt service and capital projects.

Debt Service Funds

Debt service funds are used to account for the accumulation of restricted resources for, and the payment of, general long-term debt principal and interest.

Capital Projects Funds

Capital projects funds are used to account for financial restricted resources to be used for the acquisition or construction of major capital facilities.

Agency Funds

The agency funds account for monies held on behalf of school districts, special districts, and other agencies that use the County as a depository or property taxes are collected on behalf of the other governments. These funds are custodial in nature and do not involve measurement of results of operations.

As a general rule, the effect of interfund activity has been eliminated from the government-wide financial statements. Exceptions to this general rule are charges between the government's garage function and various other functions of the government. Elimination of these charges would distort the direct costs and program revenues reported for the various functions concerned.

Amount reported as *program revenues* include (1) charges to customers or applicants for goods, services, or privileges provided, (2) operating grants and contributions, and (3) capital grants and contributions. Internally dedicated resources are reported as *general revenues* rather than as program revenues. Likewise, general revenues include all taxes.

Proprietary funds distinguish *operating* revenues and *expenses* from *nonoperating* items. Operating revenues and expenses generally result from providing services and producing and delivering goods in connection with a proprietary fund's principal ongoing operations. The principal operating revenues of the County enterprise fund are charges to customers for sales and services. Operating expenses for enterprise funds include the cost of sales and services, administrative expenses, and depreciation on capital assets. All revenues and expenses not meeting this definition are reported as nonoperating revenues and expenses.

BEAUFORT COUNTY, SOUTH CAROLINA
NOTES TO THE FINANCIAL STATEMENTS
For the Year Ended June 30, 2013

1. Summary of Significant Accounting Policies – Continued:

Net Position - Net position represents the difference between assets, liabilities and deferred inflows/outflows of resources. Net position invested in net capital assets consists of capital assets, net of accumulated depreciation, reduced by the outstanding balances of any borrowing used for the acquisition construction or improvements of those assets. Net position is reported as restricted when there are limitations imposed on their use either through the enabling legislation adopted by the County or through external restriction imposed by creditors, grantors, laws, or regulations of other governments. Net position invested in net capital assets was as follows:

	Governmental	Business Type
Net Capital Assets	\$ 450,241,580	\$ 23,961,592
Less: Current Portion of Long Term Debt	(16,217,962)	-
Long-Term Obligations	(225,278,425)	-
Add Unspent Bond Proceeds: Real Property Program	18,850,457	-
Capital Projects Funds	8,209,453	-
	\$ 235,805,103	\$ 23,961,592

Deferred outflows/inflows of resources – In addition to assets, the statement of financial position will sometimes report a separate section for deferred outflows of resources. This separate financial statement element, *deferred outflows of resources*, represents a consumption of net position that applies to a future period(s) and so will *not* be recognized as an outflow of resources (expense/expenditure) until then. The government only has one item that qualifies for reporting in this category. It is the deferred charge on refunding reported in the government-wide statement of net position. A deferred charge on refunding results from the difference in the carrying value of refunded debt and its reacquisition price. This amount is deferred and amortized over the shorter of the life of the refunded or refunding debt. In addition to liabilities, the statement of financial position will sometimes report a separate section for deferred inflows of resources. This separate financial statement element, *deferred inflows of resources*, represents an acquisition of net position that applies to a future period(s) and so will *not* be recognized as an inflow of resources (revenue) until that time. The government has only one type of item, which arises only under a modified accrual basis of accounting, that qualifies for reporting in this category. Accordingly, the item, *unavailable revenue*, is reported only in the governmental funds balance sheet. The governmental funds report unavailable revenues from two sources: property taxes and special assessments. These amounts are deferred and recognized as an inflow of resources in the period that the amounts become available.

Net position flow assumption - Sometimes the County will fund outlays for a particular purpose from both restricted (e.g., restricted bond or grant proceeds) and unrestricted resources. In order to calculate the amounts to report as restricted – net position and unrestricted – net position in the government-wide and proprietary fund financial statements, a flow assumption must be made about the order in which the resources are considered to be applied. It is the County's policy to consider restricted – net position to have been depleted before unrestricted – net position is applied.

Cash and cash equivalents – The County's cash and cash equivalents are considered to be cash on hand, demand deposits, and short-term investments with original maturities of three months or less from the date of acquisition.

Equity in Pooled Cash and Investments - The County maintains a pooled cash and investment account for all funds for accounting and investment purposes. This gives the County the ability to invest idle cash for short periods of time and to earn the most favorable available rate of return. The "equity in pooled cash and investments" represents the amount of pooled cash and investments owned by each fund of the County. Certain individual funds may reflect a cash deficit, from time to time. These cash deficits are not considered an equity transfer since the transfer has not been approved by County Council and is considered to be temporary in nature.

Investments - Investments consist of certificates of deposit and repurchase agreements. With the majority of the County's investments maturing in less than 1 year, all investments are recorded at cost, which approximates fair value.

BEAUFORT COUNTY, SOUTH CAROLINA
NOTES TO THE FINANCIAL STATEMENTS
For the Year Ended June 30, 2013

1. Summary of Significant Accounting Policies – Continued:

Receivables - All receivables are reported at their gross value and when appropriate, are reduced by the estimated portion that is uncollectible.

Inventories - Inventories consist of fuels and supplies (enterprise funds) and are stated at the lower of "first-in, first-out" cost or market.

Capital Assets - Capital assets purchased or acquired with an original cost of \$5,000 or more are reported at historical cost or estimated historical cost. Contributed assets are reported at fair market value as of the date received. Additions, improvements and other capital outlays that significantly extend the useful life of an asset are capitalized. Other costs incurred for repairs and maintenance are expensed as incurred. Depreciation on all assets is calculated on the straight-line basis starting in the month of purchase/completion over the following estimated useful lives:

Buildings	25 Years
Improvements	25 Years
Infrastructure	25 Years
Equipment	5 - 10 Years

In lieu of annual depreciation, the County has elected to use the "modified approach" for its infrastructure assets within its Hilton Head Island Airport and its Lady's Island Airport, which consists of reporting as required supplemental information (RSI) the current assessed condition of the assets pursuant to its runway, taxiway, and apron management system and the estimated annual amounts to maintain and preserve such assets along with actual amounts expensed during the period.

Long-Term Obligations – In the government-wide financial statements and proprietary funds financial statements, long-term debt and other long-term obligations are reported as liabilities in the applicable government activities, business-type activities, or proprietary fund type statement of net position. Bond premiums and discounts are deferred and amortized over the life of the bonds using the effective interest method.

In the fund financial statements, governmental fund types recognize bond premiums and discounts during the current period. The County has elected to early implement GASB 65 in regards to expending its bond costs when incurred. The face amount of debt issued is reported as bond proceeds. Premiums received on debt issuances are reported as interest on investments while discounts and issuance costs are reported as interest and fees expenditures.

Compensated Absences – The County accrues compensated absences and associated employee-related costs when earned by the employee. The general fund is used to liquidate the liability for non-proprietary fund accrued compensated absences.

Due to and from Other Funds/Internal Balances – Interfund receivables and payables in the fund financial statements and internal balances in the government-wide financial statements arise from interfund transactions and are recorded by all funds affected in the period in which transactions are executed. As a general rule, the effect of interfund activity has been eliminated from the government-wide financial statements.

Revenues – Substantially all governmental fund revenues are accrued. Property taxes are billed and collected within the same period in which the taxes are levied.

Expenditures – Expenditures are recognized when the related fund liability is incurred.

BEAUFORT COUNTY, SOUTH CAROLINA
NOTES TO THE FINANCIAL STATEMENTS
For the Year Ended June 30, 2013

1. Summary of Significant Accounting Policies – Continued:

Use of Estimates – The preparation of financial statements in conformity with generally accepted accounting principles requires management to make estimates and assumptions that affect the County's financial position and results of operations and disclosure of contingent assets and liabilities. Actual results could differ from those estimates.

Budgets and Budgetary Accounting - The County uses GAAP as the basis for its budgeting and uses the following procedures in establishing the budgetary data reflected in the financial statements:

- (1) The County Administrator submits to County Council, prior to June 1, proposed operating, special revenue, debt service, and capital improvement (CIP) budgets for the fiscal year commencing July 1. The operating, special revenue, debt service, and CIP budgets include proposed expenditures, revenues, and financing sources.
- (2) The Council requires such changes to be made as it deems necessary, provided the budget remains in balance and is subject to the notice of hearing requirements of Section 4-9-140 of the South Carolina Statutes.
- (3) Public hearings are held pursuant to Section 4-9-140 of the South Carolina Statutes in order for the Council to adopt the tentative and final budget.
- (4) Prior to July 1, the operating, special revenue, debt service and CIP budgets are legally enacted through passage of an ordinance setting forth anticipated revenues and appropriations by fund.
- (5) The County Administrator or his designee is authorized to transfer funds among operating accounts or among capital accounts within a department. All transfers over \$10,000 between departments and programs or between operating and capital accounts must be authorized by the Council in accordance with Section 4-9-140 of the South Carolina Statutes. In accordance with County Ordinance #2006/14, Section 12, amounts of \$10,000 or less can be approved by the Council Chairman and/or Council Finance Committee Chairman; transfers of \$5,000 or less can be approved by the County Administrator and/or his designee.
- (6) Formal budgetary integration is employed as a measurement control device for all governmental funds of the County. The legal level of budgetary control (i.e. the level at which expenditures may not legally exceed appropriations) is the department level. The County has legally adopted budgets for all funds with the exception of the following: Clerk of Court Discretionary, Sheriff's Restricted Drug Award Trust, Gift Store Program, Sheldon Rehabilitation Project, Library Trust, Library Special Trust, and the DSN Community Support Waiver funds.
- (7) Budgets for the governmental fund types are adopted on a basis consistent with generally accepted accounting principles.
- (8) Revenues in excess of the current budget ordinance may be expended as directed by the revenue source or for the purpose for which the funds were generated without further approval by County Council, as per Section 14 of County Ordinance #2006/14.
- (9) These financial statements have not been updated for subsequent events occurring after October 25, 2012, which is the date these financial statements were available to be issued.



605719

DADDY'S GIRLS

Barbara Jean Campbell
Beaufort County Resident

BEAUFORT COUNTY, SOUTH CAROLINA
NOTES TO THE FINANCIAL STATEMENTS
For the Year Ended June 30, 2013

2. Cash and Equity in Pooled Cash and Investments

Custodial Credit Risk - Deposits

Custodial credit risk is the risk that in the event of a bank failure, the County's deposits may not be returned. The County does not have a deposit policy for custodial credit risk. At June 30, 2013, the carrying amount of the County's deposits was \$34,380,996 and the bank balance was \$44,166,626. State law requires that all of the County's deposits be covered by FDIC insurance or by collateral held by the pledging financial institutions' trust department in the County's name. The County's deposits were fully insured or collateralized as of June 30, 2013.

Investments

As of June 30, 2013, the County has the following investments:

Investment Type	Fair Value	Investment Maturities (in Years)			
		Less than 1	1 - 5	21-25	26 - 30
US Governmental Agency Obligations	\$ 80,926,460	\$ 76,030,145	\$ 3,653,286	\$ 259,570	\$ 983,459
	80,926,460	76,030,145	3,653,286	259,570	983,459
South Carolina Local Government Investment Pool	145,970,538	145,970,538	-	-	-
	<u>\$ 226,896,998</u>	<u>\$ 222,000,683</u>	<u>\$ 3,653,286</u>	<u>\$ 259,570</u>	<u>\$ 983,459</u>

Interest Rate Risk

The County strictly adheres to the State's investment policy that limits investment maturities as a means of managing its exposure to fair value losses arising from increasing interest rates.

Credit Risk

The County strictly adheres to the State's investment policy that would further limit its investment choices. The fair value of the County's position in the South Carolina Local Government Investment Pool (LGIP) is the same as the value of pool shares. The regulatory oversight for the LGIP is the State of South Carolina. As of June 30, 2013, the underlying security ratings of the County's investment in the LGIP may be obtained from the LGIP's complete financial statements. LGIP is rated AA for long-term unsecured debt and A1+ for short-term notes by Standard & Poor's. These financial statements may be obtained by writing to the following address:

The State Treasurer's Office
Local Government Investment Pool
Post Office Box 11778
Columbia, SC 29211

The County's investments in U.S. Government Agency Obligations were rated AA by Standard & Poor's.

Concentration of Credit Risk

The County places no limit on the amount the County may invest in any one issuer. As of June 30, 2013, the County had investments with three issuers that exceeded 5% of total investments.

BEAUFORT COUNTY, SOUTH CAROLINA
NOTES TO THE FINANCIAL STATEMENTS
For the Year Ended June 30, 2013

3. Receivables/Due from Other Governments/Note Receivable

All property taxes receivable are shown net of allowances for uncollectibles. The County considers all taxes to be collectible; therefore, no allowance for uncollectibles has been established.

The following details receivables -net by fund:

	General Fund	County Wide General Obligation Bonds	New River TIF Bonds
Property Tax Receivable	\$ 2,381,035	\$ 262,887	\$ 76,522
Licenses and Fees Receivable	-	-	-
Accounts Receivable - Other	1,007,682	19	-
	<u>\$ 3,388,717</u>	<u>\$ 262,906</u>	<u>\$ 76,522</u>
		Bluffton - County TIF Bonds	Nonmajor Governmental Funds
Property Tax Receivable	\$ 16,961	\$ -	\$ 228,964
Licenses and Fees Receivable	-	-	1,019,585
Accounts Receivable - Other	-	4,791,974	702,512
	<u>\$ 16,961</u>	<u>\$ 4,791,974</u>	<u>\$ 1,951,061</u>

	Stormwater Utility	Lady's Island Airport	Hilton Head Airport	Internal Service Fund - Garage
Licenses and Fees Receivable	\$ 122,392	\$ 46,755	\$ 470,111	\$ 149,989
	<u>\$ 122,392</u>	<u>\$ 46,755</u>	<u>\$ 470,111</u>	<u>\$ 149,989</u>

Key dates in the property tax cycle for tax year 2012 are as follows:

Assessment Date	2012
Property Taxes Levied	August 28, 2012
Tax Bills Rendered	November 5, 2012
Property Taxes Payable	March 16, 2013
Delinquency Date	March 17, 2013
Tax Sale Dates	October 7, 2013

BEAUFORT COUNTY, SOUTH CAROLINA
NOTES TO THE FINANCIAL STATEMENTS
For the Year Ended June 30, 2013

3. Receivables/Due from Other Governments/Note Receivable- Continued:

The following details the due from other governments by fund:

	General Fund	Nonmajor Governmental Funds
General Government Programs	\$ 1,535,551	\$ 133,666
Public Safety Programs	-	215,639
Public Works Programs	91,784	515,999
Alcohol & Drug Programs	-	61,616
Public Welfare Programs	-	14,975
Cultural & Recreational Programs	-	81,196
Capital Projects	-	323,934
	<u>\$ 1,627,335</u>	<u>\$ 1,347,025</u>

In November 2006, the County issued \$17,500,000 in General Obligation bonds bearing interest rates of 3.5% to 8.0% and with varying maturities through 2026. The Technical College of the Lowcountry's portion of this bond is \$1,500,000.

The following reflects the future minimum payments receivable at June 30, 2013, under this note receivable:

<u>Fiscal Year Ending</u>	<u>Amount</u>
2014	\$ 115,168
2015	116,882
2016	118,596
2017	117,054
2018	118,254
2019-2023	603,021
2024-2026	<u>363,064</u>
Total Minimum Note Payments	1,552,039
Less Amount Representing Interest	<u>(382,039)</u>
Present Value of Minimum Note Payments	1,170,000
Less Current Portion	<u>(64,286)</u>
Long-Term Portion	<u>\$ 1,105,714</u>

Advances from General Fund

In September 2007, the County issued a note for \$1,800,000 for the balance owed for the construction of hangers at the Hilton Head Island Airport. The note is payable in quarterly payments of \$31,634, including interest at 5.0% through June 2032.

Annual requirements to amortize the advances from general fund outstanding at June 30, 2013, are as follows:

<u>Fiscal Year Ending</u>	Loan Payable to General		
	<u>Fund</u>	<u>Principal</u>	<u>Interest</u>
2014	\$ 126,535	\$ 50,156	\$ 76,379
2015	126,535	52,711	73,824
2016	126,534	55,396	71,138
2017	126,535	58,219	68,316
2018	126,535	61,185	65,350
2019-2023	632,674	355,979	276,695
2024-2028	632,674	456,379	176,295
2029-2032	506,139	456,167	49,972
Total	<u>\$ 2,404,161</u>	<u>\$ 1,546,192</u>	<u>\$ 857,969</u>

BEAUFORT COUNTY, SOUTH CAROLINA
NOTES TO THE FINANCIAL STATEMENTS
For the Year Ended June 30, 2013

4. Capital Assets

Governmental Activities

	<u>Balance June 30, 2012</u>	<u>Additions</u>	<u>Disposals or Transfers</u>	<u>Balance June 30, 2013</u>
Capital Assets not Being Depreciated:				
Land	\$ 84,651,522	\$ 17,375,900	\$ -	\$ 102,027,422
Easements	15,787,000	-	-	15,787,000
Construction in Progress	<u>126,680,023</u>	<u>23,822,569</u>	<u>70,525,808</u>	<u>79,976,784</u>
Total Capital Assets not Being Depreciated	<u>227,118,545</u>	<u>41,198,469</u>	<u>70,525,808</u>	<u>197,791,206</u>
Other Capital Assets:				
Buildings & Improvements	162,164,663	9,511,671	-	171,676,334
Infrastructure	95,275,192	60,077,912	-	155,353,104
Equipment	<u>68,765,405</u>	<u>3,112,698</u>	<u>566,735</u>	<u>71,311,368</u>
Total Other Capital Assets	<u>326,205,260</u>	<u>72,702,281</u>	<u>566,735</u>	<u>398,340,806</u>
Less Accumulated Depreciation				
Accumulated Depreciation - Buildings & Improvements	65,185,503	6,551,315	-	71,736,818
Accumulated Depreciation - Infrastructure	19,063,773	4,248,340	-	23,312,113
Accumulated Depreciation - Equipment	<u>44,179,273</u>	<u>7,103,874</u>	<u>441,646</u>	<u>50,841,501</u>
Total Accumulated Depreciation	<u>128,428,549</u>	<u>17,903,529</u>	<u>441,646</u>	<u>145,890,432</u>
Other Capital Assets, Net	<u>197,776,711</u>	<u>54,798,752</u>	<u>125,089</u>	<u>252,450,374</u>
Governmental Activities Capital Assets, Net	<u>\$ 424,895,256</u>	<u>\$ 95,997,221</u>	<u>\$ 70,650,897</u>	<u>\$ 450,241,580</u>

For the capital assets of the governmental activities, depreciation is computed on the straight-line method of depreciation over the estimated useful lives of the assets, which range from five to twenty-five years. Depreciation expense for the year ended June 30, 2013 was \$17,903,529 and the accumulated depreciation as of June 30, 2013 was \$145,890,432.

The depreciation expense was allocated as follows:

General Government	\$ 3,688,130
Public Safety	5,774,708
Public Works	5,216,728
Public Health	150,780
Public Welfare	484,708
Cultural and Recreation	<u>2,588,475</u>
Total	<u>\$ 17,903,529</u>

BEAUFORT COUNTY, SOUTH CAROLINA
NOTES TO THE FINANCIAL STATEMENTS
For the Year Ended June 30, 2013

4. Capital Assets- Continued:

Business-Type Activities

	Balance June 30, 2012	Additions	Disposals or Transfers	Balance June 30, 2013
Capital Assets not Being Depreciated:				
Land	\$ 5,262,283	\$ 301,025	\$ -	\$ 5,563,308
Infrastructure	9,229,801	-	-	9,229,801
Construction in Progress	<u>329,048</u>	<u>791,027</u>	<u>340,941</u>	<u>779,134</u>
Total Capital Assets not Being Depreciated	<u>14,821,132</u>	<u>1,092,052</u>	<u>340,941</u>	<u>15,572,243</u>
Other Capital Assets:				
Buildings & Improvements	13,798,703	50,426	-	13,849,129
Equipment	<u>4,962,519</u>	<u>165,760</u>	<u>110,335</u>	<u>5,017,944</u>
Total Other Capital Assets	18,761,222	216,186	110,335	18,867,073
Less Accumulated Depreciation				
Accumulated Depreciation - Buildings & Improvements	6,206,980	552,694	-	6,759,674
Accumulated Depreciation - Equipment	<u>3,447,610</u>	<u>326,706</u>	<u>56,266</u>	<u>3,718,050</u>
Total Accumulated Depreciation	<u>9,654,590</u>	<u>879,400</u>	<u>56,266</u>	<u>10,477,724</u>
Other Capital Assets, Net	<u>9,106,632</u>	<u>(663,214)</u>	<u>54,069</u>	<u>8,389,349</u>
Business-Type Activities Capital Assets, Net	<u>\$ 23,927,764</u>	<u>\$ 428,838</u>	<u>\$ 395,010</u>	<u>\$ 23,961,592</u>

For the capital assets of the business-type activities, depreciation is computed on the straight-line method of depreciation over the estimated useful lives, which range from five to twenty-five years, of the assets. Depreciation expense for the year ended June 30, 2013 was \$879,400 and the accumulated depreciation as of June 30, 2013 was \$10,477,724.

The depreciation expense was allocated as follows:

Stormwater Utility	\$ 248,463
Lady's Island Airport	71,933
Hilton Head Airport	<u>559,004</u>
Total	<u>\$ 879,400</u>

BEAUFORT COUNTY, SOUTH CAROLINA
NOTES TO THE FINANCIAL STATEMENTS
For the Year Ended June 30, 2013

5. Long-Term Obligations

	Governmental Activities
General Obligation Bonds	\$ 219,235,000
TIF Revenue Bonds	5,685,000
Premiums	16,576,387
	\$ 241,496,387
Deferred Charge on Refundings	\$ 5,627,154

General Obligation Bonds

In June 2003, the County issued \$25,500,000 in general obligation bonds, bearing interest rates of 2.0% to 5.0% and with varying maturities through 2023. The proceeds of these bonds were used as follows: \$10,000,000 for the purchase of real property program as approved by referendum in November 2000, \$5,000,000 for paving and improving roads within the County, and \$10,500,000 for various County projects including the purchase of telecommunications equipment, improvements to various County parks, and for other governmental construction projects within the County. These bonds were fully retired during the 2013 fiscal year.

In November 2004, the County issued \$30,500,000 in general obligation bonds bearing interest rates of 3.0% to 5.0% and with varying maturities through 2025. The proceeds of these bonds were used as follows: \$20,000,000 for the purchase of real property program as approved by referendum in November 2000, and \$10,500,000 for various County projects including the purchase of various public works and public safety vehicles, improvements to various County parks, and for other governmental construction projects within the County.

In November 2006, the County issued \$17,500,000 in general obligation bonds bearing interest rates of 3.5% to 8.0% and with varying maturities through 2026. The proceeds of these bonds were used for various County projects.

In December 2006, the County issued \$30,000,000 in general obligation bonds bearing interest rates of 4.0% to 6.75% and with varying maturities through 2026. The proceeds of these bonds were used to “pay off” the County’s bond anticipation notes of \$25,000,000 and provide additional funds for the construction of the Bluffton Parkway Project.

In September 2007, the County issued \$25,500,000 of general obligation bonds bearing interest rates of 4.0% to 5.0% and with varying maturity dates through 2027. \$20,000,000 of the proceeds of these bonds was used for the County’s rural and critical lands projects, as approved by referendum in November 2006, and the remaining \$5,500,000 of the proceeds of these bonds was used for the Buckwalter Parkway extension.

BEAUFORT COUNTY, SOUTH CAROLINA
NOTES TO THE FINANCIAL STATEMENTS
For the Year Ended June 30, 2013

5. Long-Term Obligations- Continued:

In October 2007, the County issued \$17,530,000 of general obligation refunding bonds bearing interest rates of 4.0% to 5.0% and with varying maturity dates through 2020. These refunding bonds provide resources to purchase U.S. Government State and Local Government Series Securities that were placed in an irrevocable trust for the purpose of generating resources for most future debt service payments on the 2001 County Bonds. As a result, the refunded bonds were considered to be partially defeased and the liability has been removed from the governmental activities column of the statement of net position. The reacquisition price exceeded the net carrying value of the old debt by \$809,915, as the transaction resulted in an economic gain of \$1,344,074. The 2001 County Bonds were fully retired during the 2011 fiscal year.

In March 2010, the County issued \$48,755,000 of general obligation bonds and Build America General Obligation Bonds bearing interest rates of 2.0% to 5.625% and with maturity dates through 2029. The proceeds of these bonds were used to pay off the related bond anticipation notes that were issued in March 2009. \$20,000,000 of the proceeds of the bond anticipation notes were used for the County's rural and critical lands projects and \$28,755,000 of the proceeds were used for various County projects.

In November 2010, the County issued \$8,125,000 of general obligation refunding bonds bearing interest rates of 2.0% to 4.0% and with varying maturity dates through 2022. The refunding bonds provide resources to purchase U.S. Government State and Local Government Series Securities that were placed in an irrevocable trust for the purpose of generating resources for most future debt service payments on the 2002 County Bonds. As a result, the refunded bonds are considered to be partially defeased and the liability has been removed from the governmental activities column of the statement of net position. The reacquisition price exceeded the net carrying value of the old debt by \$547,943, as the transaction resulted in an economic gain of \$420,749.

In December 2011, the County issued \$10,000,000 of general obligation bonds bearing interest rates of 2.0% to 3.5 % and with varying maturity dates through 2031. The proceeds of these bonds were used for the County's rural and critical lands projects, as approved by referendum in November 2006.

In January 2012, the County issued \$15,295,000 of general obligation refunding bonds bearing interest rates of 2.0% to 4.0% and with varying maturity dates through 2023. The refunding bonds provide resources to purchase U.S. Government State and Local Government Series Securities that were placed in an irrevocable trust for the purpose of generating resources for most future debt service payments on the 2003 County Bonds. As a result, the refunded bonds are considered to be partially defeased and the liability has been removed from the governmental activities column of the statement of net position. The reacquisition price exceeded the net carrying value of the old debt by \$1,400,206, as the transaction resulted in an economic gain of \$2,196,519.

In August 2012, the County issued \$25,185,000 of general obligation refunding bonds bearing interest rates of 2.0% to 5.0% and with varying maturity dates through 2025. The proceeds were used to advance refund \$27,050,000 of outstanding 2005 general obligation bonds which had interest rates ranging from 3.0% to 5.0%. The net proceeds of \$28,882,311 (including a \$3,938,020 premium and after payment of \$240,709 in underwriting fees and other issuance costs) were deposited in an irrevocable trust with an escrow agent to provide funds for the future debt service payments on the refunded bonds. As a result, the 2005 general obligation bonds are considered to be partially defeased and the liability has been removed from the governmental activities column of the statement of net position. The reacquisition price exceeded the net carrying value of the old debt by \$1,832,311, as the transaction resulted in an economic gain of \$4,316,298.

In October 2012, the County issued \$6,000,000 of general obligation bonds through the United States Department of Agriculture bearing an interest rate of 3.5% and with varying maturity dates through 2052. The proceeds of these bonds were used for the County's St. Helena Library project.

BEAUFORT COUNTY, SOUTH CAROLINA
NOTES TO THE FINANCIAL STATEMENTS
For the Year Ended June 30, 2013

5. Long-Term Obligations- Continued:

In May 2013, the County issued \$7,580,000 of general obligation bonds bearing interest rates of 1.5% to 4.0% and with varying maturity dates through 2033. The proceeds of these bonds were used to pay off the related bond anticipation notes of \$2,500,000 and \$5,000,000 that were issued in May 2012 and October 2012, respectively.

In May 2013, the County issued \$25,000,000 of general obligation bonds bearing interest rates of 1.5% to 5.0% and with varying maturity dates through 2029. The proceeds of these bonds were used for the County's rural and critical land projects, as approved by referendum in November 2012.

In May 2013, the County issued \$33,150,000 of general obligation refunding bonds bearing interest rates of 1.5% to 5.0% and with varying maturity dates through 2026. The proceeds were used to advance refund \$11,250,000 and \$21,900,000 of outstanding 2006 and 2006B general obligation bonds which had interest rates ranging from 3.5% to 8.0% and 4.0% to 6.75%, respectively. The net proceeds of \$37,026,992 (including a \$4,174,601 premium and after payment of \$297,609 in underwriting fees and other issuance costs) were deposited in an irrevocable trust with an escrow agent to provide funds for the future debt service payments on the refunded bonds. As a result, the 2006 and 2006B general obligation bonds are considered to be partially defeased and the liability has been removed from the governmental activities column of the statement of net position. The reacquisition price exceeded the net carrying value of the old debt by \$3,876,919, as the transaction resulted in an economic gain of \$2,013,870.

The 2005, 2006, 2006B, 2007, 2007B, 2010A, 2010B, 2010C, 2011, 2012A, 2012C, 2012E, 2013A, 2013B and 2013C general obligation bonds are collateralized by the full faith and credit of the County and are payable from ad valorem taxes.



Monica Spells
Beaufort County
Compliance Officer

BEAUFORT COUNTY, SOUTH CAROLINA
NOTES TO THE FINANCIAL STATEMENTS
For the Year Ended June 30, 2013

5. Long Term Obligations – Continued:

General obligation bonds accounted for in the County's Statement of Net Position consist of the following at June 30, 2013:

Description	Rates	Dates	Maturity	Original Issue	Outstanding at June 30, 2013
2005 County Bonds	3.0% - 5.0%	2/1 and 8/1	2025	\$ 30,500,000	\$ 600,000
2006 County Bonds	3.5% - 8.0%	3/1 and 9/1	2026	17,500,000	2,400,000
2006B County Bonds	4.0% - 6.75%	3/1 and 9/1	2026	30,000,000	3,600,000
2007 County Bonds	4.0% - 5.0%	3/1 and 9/1	2027	25,500,000	22,725,000
2007B County Bonds	4.0% - 5.0%	2/1 and 8/1	2020	17,530,000	13,850,000
2010A County Bonds	2.0% - 5.0%	3/1 and 9/1	2029	24,205,000	21,280,000
2010B County Bonds	4.7% - 5.625%	3/1 and 9/1	2029	24,550,000	24,550,000
2010C County Bonds	2.0% - 4.0%	2/1 and 8/1	2022	8,125,000	8,125,000
2011 County Bonds	2.0% - 3.5%	3/1 and 9/1	2031	10,000,000	9,895,000
2012A County Bonds	2.0% - 4.0%	3/1 and 9/1	2023	15,295,000	15,295,000
2012C County Bonds	2.0% - 5.0%	2/1 and 8/1	2025	25,185,000	25,185,000
2012E County Bonds	3.5%	10/12	2052	6,000,000	6,000,000
2013A County Bonds	1.5% - 4.0%	11/1 and 5/1	2033	7,580,000	7,580,000
2013B County Bonds	1.5% - 4.0%	11/1 and 5/1	2029	25,000,000	25,000,000
2013C County Bonds	1.5% - 5.0%	3/1 and 9/1	2026	33,150,000	33,150,000
				<u>\$ 300,120,000</u>	<u>\$ 219,235,000</u>

A schedule of the debt service requirements associated with the general obligation bonds is as follows:

Fiscal Year Ending	Principal	Interest	Total
2014	\$ 13,535,980	\$ 8,002,924	\$ 21,538,904
2015	11,828,464	7,909,210	19,737,674
2016	12,686,036	7,501,013	20,187,049
2017	13,563,697	6,906,652	20,470,349
2018	14,281,451	6,396,698	20,678,149
2019-2023	80,182,066	23,087,284	103,269,350
2024-2028	50,826,914	8,238,763	59,065,677
2029-2033	18,337,684	2,207,830	20,545,514
Thereafter	3,992,708	1,626,892	5,619,600
Total	<u>\$ 219,235,000</u>	<u>\$ 71,877,266</u>	<u>\$ 291,112,266</u>

Total interest paid on bonds outstanding for the year ended June 30, 2013 was \$6,815,433.

BEAUFORT COUNTY, SOUTH CAROLINA
NOTES TO THE FINANCIAL STATEMENTS
For the Year Ended June 30, 2013

5. Long Term Obligations – Continued:

Tax Increment Financing Revenue Bonds

In December 2002, the County issued \$40,000,000 in Tax Increment Financing Revenue Bonds for the New River TIF District, bearing interest rates of 3.0% to 5.5% and with varying maturities through 2027. The proceeds of these bonds were used to provide infrastructure and other improvements within the Tax Increment Financing District, including buildings for both the University of South Carolina – Beaufort and the Technical College of the Lowcountry, which the County owns. These bonds were retired during the 2013 fiscal year.

In November 2003, the County issued \$23,680,000 in Tax Increment Revenue Bonds for the Bluffton TIF District, bearing interest rates of 2.0% to 5.0% and with varying maturities through 2028. The proceeds of these bonds were used to pay the outstanding bond anticipation note and to provide infrastructure improvements within the Tax Increment Financing District. These bonds were retired during the 2013 fiscal year.

In January 2013, the County issued \$5,685,000 in Tax Increment Revenue Refunding Bonds for the Bluffton TIF District, bearing an interest rate of 1.42% and with varying maturities through 2019. The refunding bonds provide resources to purchase U.S. Government State and Local Government Series Securities that were placed in an irrevocable trust for the purpose of generating resources for most future debt service payments on the Bluffton TIF District. As a result, the refunded bonds are considered to be partially defeased and the liability has been removed from the governmental activities column of the statement of net position. The transaction resulted in an economic gain of \$864,271.

Tax increment revenue bonds accounted for in the County's Statement of Net Position consist of the following at June 30, 2013:

Description	Rates	Dates	Maturity	Original Issue	Outstanding at June 30, 2013
Bluffton - County TIF Bonds	1.42%	2/1 and 8/1	2019	5,685,000	5,685,000
				<u>\$ 5,685,000</u>	<u>\$ 5,685,000</u>

A schedule of the debt service requirements associated with the tax increment financing revenue bonds is as follows:

Fiscal Year Ending	Principal	Interest	Total
2014	\$ 745,000	\$ 80,951	\$ 825,951
2015	950,000	70,148	1,020,148
2016	695,000	56,658	751,658
2017	885,000	46,789	931,789
2018	1,090,000	34,222	1,124,222
2019	1,320,000	18,744	1,338,744
Total	<u>\$ 5,685,000</u>	<u>\$ 307,512</u>	<u>\$ 5,992,512</u>

Total interest paid on bonds outstanding for the year ended June 30, 2013 as \$1,928,950.

For the payment of the principal and interest on the bonds as they respectively mature and for the creation of such sinking fund as may be necessary therefore, the full faith, credit and taxing power of the County are irrevocably pledged and there shall be levied annually by the County auditor and collected by the County treasurer in the same manner as other County taxes are levied and collected, as tax, without limit, on all taxable property in the County sufficient to pay the principal and interest of the bonds as they respectively mature and to create such sinking fund as may be necessary therefore.

BEAUFORT COUNTY, SOUTH CAROLINA
NOTES TO THE FINANCIAL STATEMENTS
For the Year Ended June 30, 2013

5. Long Term Obligations – Continued:

Total Governmental Activities Debt

A schedule of the debt service requirements associated with the total governmental activities debt is as follows:

<u>Fiscal Year Ending</u>	<u>Principal</u>	<u>Interest</u>	<u>Total</u>
2014	\$ 14,280,980	\$ 8,083,875	\$ 22,364,855
2015	12,778,464	7,979,358	20,757,822
2016	13,381,036	7,557,671	20,938,707
2017	14,448,697	6,953,441	21,402,138
2018	15,371,451	6,430,920	21,802,371
2019-2023	81,502,066	23,106,028	104,608,094
2024-2028	50,826,914	8,238,763	59,065,677
2029-2033	18,337,684	2,207,830	20,545,514
Thereafter	3,992,708	1,626,892	5,619,600
Total	\$ 224,920,000	\$ 72,184,778	\$ 297,104,778

Bond Anticipation Notes

In May 2012, the County issued \$2,500,000 in Bond Anticipation Notes bearing an interest rate of 1.5% and with a maturity date of May 10, 2013. The County refinanced the Bond Anticipation Notes into General Obligation Bonds in fiscal year 2013.

In October 2012, the County issued \$5,000,000 in Bond Anticipation Notes bearing an interest rate of 1.5% and with a maturity date of May 10, 2013. The County refinanced the Bond Anticipation Notes into General Obligation Bonds in fiscal year 2013.

Governmental Activities Changes in Long-Term Obligations

	<u>Balance June 30, 2012</u>	<u>Additions</u>	<u>Retirements</u>	<u>Balance June 30, 2013</u>
General Obligation Bonds	\$ 190,915,000	\$ 96,915,000	\$ 68,595,000	\$ 219,235,000
Bond Anticipation Notes	2,500,000	5,000,000	7,500,000	-
TIF Revenue Bonds	56,910,000	5,685,000	56,910,000	5,685,000
Premiums	7,509,598	11,525,901	2,459,112	16,576,387
Discount	(101,073)	-	(101,073)	-
Total	\$ 257,733,525	\$ 119,125,901	\$ 135,363,039	\$ 241,496,387
Deferred Charge on Refundings	\$ -	\$ 5,830,901	\$ 203,747	\$ 5,627,154

BEAUFORT COUNTY, SOUTH CAROLINA
NOTES TO THE FINANCIAL STATEMENTS
For the Year Ended June 30, 2013

5. Long Term Obligations – Continued:

Current Portion of Long Term Obligations

The current portion of long term obligations is computed as follows:

General Obligation Bonds	\$	13,535,980
TIF Revenue Bonds		745,000
Premiums		<u>1,936,982</u>
	\$	<u>16,217,962</u>

Deferred Charge on Refundings	\$	<u>487,449</u>
-------------------------------	----	----------------

The current portion of deferred charges on refundings expected to be amortized through interest expense during fiscal year 2014 is \$487,449.

6. Accrued Compensated Absences

The County considers accrued compensated absences to be reported as a current and long term liability. For governmental activities, compensated absences payable are liquidated by the general fund.

Governmental Activities Changes in Current and Long -Term Obligations

Balance June 30, 2012	Additions	Retirements	Balance June 30, 2012	Amount Due in One Year
<u>\$ 3,021,676</u>	<u>\$ 3,071,968</u>	<u>\$ 2,981,845</u>	<u>\$ 3,111,799</u>	<u>\$ 357,857</u>

Business-Type Activities Changes in Current and Long -Term Obligations

Balance June 30, 2012	Additions	Retirements	Balance June 30, 2013	Amount Due in One Year
<u>\$ 109,136</u>	<u>\$ 105,546</u>	<u>\$ 119,376</u>	<u>\$ 95,306</u>	<u>\$ 10,960</u>

BEAUFORT COUNTY, SOUTH CAROLINA
NOTES TO THE FINANCIAL STATEMENTS
For the Year Ended June 30, 2013

7. Interfund Transfers/ Due to General Fund

Interfund transfers (in/out) were used to move resources to/from other funds in accordance with budgetary authorizations, or other requirements. These transfers were permanent in nature and as such there are not any anticipated repayments. The following interfund transfers were made during the year ended June 30, 2013.

<u>Recipient Fund</u>	<u>Transferring Fund</u>	<u>Amount</u>
General Fund	General Fund	8,233
General Fund	Nonmajor Special Revenue Funds	1,648,463
County Wide General Obligation Bonds	Nonmajor Special Revenue Funds	6,699,639
County Wide General Obligation Bonds	Nonmajor Debt Service Funds	393,850
New River TIF Bonds	General Fund	520,912
Bluffton-County TIF Bonds	Nonmajor Special Revenue Funds	2,131,239
Sales Tax Projects	Nonmajor Special Revenue Funds	988,084
Nonmajor Special Revenue Funds	General Fund	3,457,983
Nonmajor Special Revenue Funds	Sales Tax Projects	988,084
Nonmajor Special Revenue Funds	Nonmajor Special Revenue Funds	128,548
Nonmajor Special Revenue Funds	Nonmajor Capital Projects Fund	1,970,156
Nonmajor Debt Service Funds	Nonmajor Special Revenue Funds	2,227,950
Nonmajor Capital Projects Fund	Nonmajor Special Revenue Funds	1,153,050
Nonmajor Capital Projects Fund	Nonmajor Capital Projects Fund	5,007,424
		<u>\$ 27,323,615</u>

Due to General Fund

Due to general fund also included \$1,413,837 at June 30, 2013 for advances for certain operating expenses of the airport enterprise funds. These advances totaled \$362,852 to the Lady's Island Airport and \$1,050,985 to the Hilton Head Island Airport.

8. Operating Leases

The County leases certain office space and machinery and equipment under cancelable operating leases. Under the terms of the lease agreements, the County's obligation to continue rental obligations is contingent upon the continued appropriation of funds by the County for that purpose. Total rental expenses for the year ended June 30, 2013 were approximately \$466,000.

The following is a schedule of minimum commitments for operating lease payments:

<u>Fiscal Year Ending</u>	<u>Amount</u>
2014	\$ 260,206
2015	160,852
2016	111,255
2017	42,507
2018	10,557
2019-2026	9,133
Total	<u>\$ 594,510</u>

BEAUFORT COUNTY, SOUTH CAROLINA
NOTES TO THE FINANCIAL STATEMENTS
For the Year Ended June 30, 2013

9. Deferred Compensation Plans

All state and local government employees can participate in a deferred compensation plan created in accordance with Internal Revenue Code 457. The plan, administered by the state public employee retirement system through a state approved nongovernmental third party, permits governmental employees to defer a portion of their salary until future years. The deferred compensation is not available to an employee until termination, retirement, death, or unforeseeable emergency. Contributions by employees under the 457 program totaled \$284,024 for the year ended June 30, 2013. There are no employer contributions made by the County to this plan. Participant account balances are not included in these financial statements.

County employees may participate in a 401(k) or a Roth 401(k) deferred compensation plans available to state and local governmental employees through the state public employee retirement system. The 401(k) and Roth 401(k) programs are administered by a state approved nongovernmental third party. Contributions by employees under the 401(k) and Roth 401(k) programs totaled \$739,526 and \$18,910, respectively, for the year ended June 30, 2013. There are no employer contributions made by the County to these plans. Participant account balances are not included in these financial statements.

10. Retirement Plans

The Governmental Accounting Standards Board (GASB) issued Statement No. 27 entitled Accounting for Pensions by State and Local Government Employees in November 1994. This Statement was amended with the issuance of GASB Statement No. 50 entitled Pension Disclosures- an amendment of GASB Statements No. 25 and No. 27 in May 2007. The following information is provided in order to meet the disclosure requirements prescribed in paragraph 20 of GASB 27 and paragraph 7 of GASB 50.

Substantially all full time, permanent County employees are required by law (Title 9 of the S. C. Code of Laws) to participate in statewide cost sharing multiple-employer defined benefit pension plans administered by the State Retirement System. Generally all employees, with the exception of law enforcement personnel and certain others, participate in the South Carolina Retirement System (SCRS). Law enforcement personnel and certain other employees participate in the South Carolina Police Officers Retirement System (PORS).

Both the South Carolina Retirement System and Police Officers Retirement System offer retirement and disability benefits, cost of living adjustments on an ad-hoc basis, life insurance benefits, and survivor benefits. The Plans' provisions are established under Title 9 of the SC Code of Laws.

A Comprehensive Annual Financial Report containing financial statements and required supplementary information for the South Carolina Retirement System and Police Officers Retirement System is issued and publicly available by writing the South Carolina Retirement System, P.O. Box 11960, Columbia, SC 29211-1960.

Actuarially established employer contribution rates are as follows:

Retirement Program	Normal	Unfunded Accrued Liability	Accidental Death Program	Group Life Insurance Program	Total
SCRS	4.57%	5.88%	N/A	0.15%	10.60%
PORS	7.81%	4.09%	0.20%	0.20%	12.30%

Contribution rates are developed by the SCRS and PORS using the entry age normal cost method. The normal contribution rate to cover current cost has been determined as a level percentage of payroll. A market related value of plan assets is used for actuarial valuation purposes. Gains and losses are reflected in the unfunded accrued liabilities that are being amortized by regular annual contributions as a level percent of payroll within a 30 -year period, assuming 7.5% annual payroll growth for SCRS and PORS.

BEAUFORT COUNTY, SOUTH CAROLINA
 NOTES TO THE FINANCIAL STATEMENTS
 For the Year Ended June 30, 2013

10. Retirement Plans- Continued:

All employers contribute at the actuarially required contribution rates.

Contribution Information	SCRS	PORS
Covered Payroll	\$ 32,729,330	\$ 17,807,781
Employee Contributions	2,287,982	1,244,857
Employee Contribution Rate (Based upon Salary)	7.00%	7.00%
Employer Contribution Rate; Includes Group Life Coverage in Both SCRS and PORS and Accidental Death Coverage in PORS (Based upon Salary)	10.60%	12.30%

The County's employer contribution to the SCRS for the years ended June 30, 2013, 2012 and 2011 were \$3,469,387, \$3,047,690, and \$3,232,140, respectively, which are equal to the required contributions.

The County's employer contribution to the PORS for the years ended June 30, 2013, 2012 and 2011 were \$2,190,357, \$2,056,075, and \$2,049,754, respectively, which are equal to the required contributions.

Vesting Requirements:

With five years of service, an employee is entitled to a deferred annuity commencing at age 65 under SCRS and at age 55 under PORS.

Retirement Benefits:

Retirement benefits of participants in the SCRS and the PORS are currently determined as follows:

SCRS – The maximum monthly retirement allowance at age 65 or 28 years' service is generally determined by the following formula:

- Total 12 highest consecutive quarters of salary (divide by 3).
- Multiply the amount by 1.82%.
- Multiply the results by the total months of creditable service.
- Divide results by 12.

PORS – The retirement benefit at age 55 or 25 years' service is generally determined consistent with the aforementioned SCRS formula, except that the average salary is multiplied by 2.14% for Class II members.



Monica Spells
Beaufort County
Compliance Officer

BEAUFORT COUNTY, SOUTH CAROLINA
 NOTES TO THE FINANCIAL STATEMENTS
 For the Year Ended June 30, 2013

10. Retirement Plans – Continued:

Early Retirement – SCRS

<u>Age</u>	<u>Service Required</u>	<u>Early Retirement Penalty</u>
At Least 60	None	5% for Each Year of Age Under 65
55	25 Years	4% for Each Year of Service Under 28

Full formula retirement is available with 28 years of service, regardless of age, or age 65.

There are no early retirement provisions under PORS. A member must have 25 years of service for full retirement or must be age 55 with 5 years of service. Both criteria provide for full formula benefit with no reduction.

Employees eligible for service retirement may participate in the Teacher and Retiree Incentive Program (TERI). TERI participants may retire and begin accumulating retirement benefits on a deferred basis without terminating employment for up to five years. Upon termination of employment or at the end of the TERI period, whichever is earlier, participants will begin receiving monthly service retirement benefits which will include any cost of living adjustments granted during the TERI period. Because participants are considered retired during the TERI period, they do not earn service credit, and are ineligible to receive group life insurance benefits or disability retirement benefits. Effective July 1, 2006, TERI participants who entered the program before July 1, 2005 do not have to contribute SCRS as long as they are covered under the TERI program.

Disability Retirement

In order to receive Disability Retirement benefits, an employee must have 5 years of credited service unless the injury is job related.

Recipients receive a service retirement benefit based upon continued service to age 65 for SCRS and to age 55 for PORS with no change in compensation.

Accidental Death Program

Under this provision of the PORS, an annuity is provided to the surviving spouse (or the specified beneficiary) of a member whose death was while in performance of duty. The annuity would equal 50% of members' compensation at the time of death.

Group Life Insurance Benefits

A lump-sum payment equal to one year's salary is payable to the beneficiary upon the death of an active member with at least one year of service. There is no service requirement for death resulting from actual performance of duties. Lump-sum payments of up to \$6,000 (SCRS and PORS) are payable to a retiree's beneficiary based upon years of service at retirement.

Withdrawal of Employee Contribution

Accumulated contributions and credited interest payable are paid within 6 months but not less than 90 days after termination of all covered employment.

BEAUFORT COUNTY, SOUTH CAROLINA
 NOTES TO THE FINANCIAL STATEMENTS
 For the Year Ended June 30, 2013

10. Retirement Plans – Continued:

Post Retirement Increases

Annual increases in retirement benefits are calculated at the lower of the Consumer Price Index for Wage Earners and Clerical Workers (CPI-W) for the prior calendar year or 2%. Increases are approved annually subject to compliance with funding policy.

Statewide Plan Actuarial Information

The South Carolina Retirement Systems do not determine separate measurements of assets and pension benefit obligations for individual employers. An actuarial valuation is performed for the systems annually. No changes in actuarial assumptions or benefit provisions have occurred subsequent to July 1, 1995. The interest rate assumption for actuarial purposes is 8%. An assumption of future COLA adjustments was removed (SCRS and PORS) and the method of valuing assets was changed from book value to a smoothed market value.

The Systems use a projected benefit method for actuarial valuation with level percentage entry age, normal cost and open-end unfunded accrued liability. At July 1, 2012, based upon the actuarial method used for funding purposes:

	SCRS	PORS
Unfunded Accrued Liability	\$ 13,917,000,000	\$ 1,549,000,000
Liquidation Period	29 Years	30 Years

11. Other Post Employment Benefits (OPEB)

Plan Description

The County provides post-retirement health, life and dental care benefits, as per the requirements of a local ordinance, for certain retirees. Its plan is a single-employer defined benefit plan. Substantially all employees who retire under the State retirements plans are eligible to continue their coverage with the County paying 100% of the premium for those with 28 or more years of service, 75% of the premium for those with 20 years to 27 years of service and 50% of the premium for those with 15 years to 20 years of service. On June 9, 2008, the County closed these benefits to all employees hired after June 9, 2008. As of June 30, 2013 there were 119 employees who had retired with the County and were receiving health insurance benefits.

Funding Policy

The contribution requirements of plan members and the County are established and may be amended by the County. The required contribution is currently based on pay-as-you-go financing requirements. For the year ended June 30, 2013, the County recognized expenditures of \$10,926,820 for current healthcare premiums.

Annual OPEB Cost and Net OPEB Obligation

The County's annual OPEB cost is calculated based on the *annual required contribution of the employer* (ARC), an amount actuarially determined in accordance with the parameters of GASB Statement 45. The ARC represents a level of funding that, if paid on an ongoing basis, is projected to cover normal cost each year and amortize any unfunded actuarial liabilities (or funding excess) over a period not to exceed 30 years. The following table shows the components of the County's annual OPEB cost for the year, the amount actually contributed to the plan, and changes in the County's net OPEB:

BEAUFORT COUNTY, SOUTH CAROLINA
NOTES TO THE FINANCIAL STATEMENTS
For the Year Ended June 30, 2013

11. Other Post Employment Benefits (OPEB) – Continued:

	<u>Governmental</u>	<u>Business-Type</u>
Normal Cost for Current Year	\$ 3,409,456	\$ 135,552
Amortization of Unamortized Accrued Liability	2,242,835	89,165
Annual Required Contribution (ARC)	5,652,291	224,717
Interest on Net OPEB Obligation	837,697	33,303
Adjustment to Annual Required Contribution	(805,197)	(32,011)
Annual OPEB Cost	5,684,791	226,009
Contributions Made	(580,906)	(23,094)
Increase in Net OPEB Obligation	5,103,885	202,915
Net Obligation - Beginning of Year	18,502,584	852,624
Net Obligation - End of Year	<u>\$ 23,606,469</u>	<u>\$ 1,055,539</u>

The County's annual OPEB cost, the percentage of annual OPEB cost contributed to the plan, and the net OPEB obligation for the 2013 fiscal year were as follows:

<u>Fiscal Year</u>	<u>Annual OPEB Cost</u>	<u>Percentage of Annual OPEB Cost Contributed</u>	<u>Net OPEB Obligation</u>
2013	\$ 5,910,800	10.22%	\$ 24,662,008
2012	5,235,000	14.25%	19,355,208
2011	5,203,502	4.69%	14,866,208
2010	4,215,507	12.30%	9,906,633
2009	3,601,597	21.48%	6,209,805
2008	3,381,788	0.00%	3,381,788

Funded Status and Funding Progress

As of June 30, 2013, the most recent actuarial valuation date, the plan was 0.0% funded. The actuarial accrued liability for benefits was \$48.1 million, resulting in an unfunded actuarial accrued liability (UAAL) of \$48.1 million. Also, the unfunded actuarial accrued liability is being amortized by an open or rolling amortization period (with re-amortization of the UAAL in each valuation), absent actuarial gains. As such, the UAAL amount will never be fully eliminated. The covered payroll (annual payroll of active employees covered by the plan) was \$48,921,474, and the ratio of the UAAL to the covered payroll was 101.7 percent.

Actuarial valuations of an ongoing plan involve estimates of the value of reported amounts and assumptions about the probability of occurrence of events far into the future. Examples include assumptions about future employment, mortality, and the healthcare cost trend. Amounts determined regarding the funding status of the plan and annual required contributions of the employer are subject to continual revision as actual results are compared with past expectations and new estimates are made about the future. The schedule of funding progress, presented as required supplementary information following the notes to the financial statements, presents multi-year trend information about whether actuarial value of plan assets is increasing or decreasing over time relative to the actuarial accrued liabilities for benefits.

Funded Status and Funding Progress

Projections of benefits for financial reporting purposes are based on the substantive plan (the plan as understood by the employer and the plan members) and include the types of benefits provided at the time of each valuation and the historical pattern of sharing of benefit costs between the employer and plan members to that point. The actuarial methods and assumptions used include techniques that are designed to reduce the effects of short-term volatility in actuarial accrued liabilities and the actuarial value of assets, consistent with the long-term perspective of the calculations.

BEAUFORT COUNTY, SOUTH CAROLINA
NOTES TO THE FINANCIAL STATEMENTS
For the Year Ended June 30, 2013

11. Other Post Employment Benefits (OPEB) – Continued:

In the June 30, 2013 actuarial valuation, the projected unit credit method was used. The actuarial assumptions included a 4.50% investment rate of return (net of administrative expenses), which is the blended rate of the expected long-term investment returns on plan assets on the County's own investments calculated based on the funded level of the plan at the valuation date, and an annual healthcare cost trend rate of 9.0% in 2013 decreasing to the ultimate rate of 5.0% in 2023. Also, the actuarial assumptions included a 3.5% annual salary rate increase and 3.0% for an annual inflation rate. The UAAL is being amortized via the level percentage method, which amortizes the UAAL as a constant percent of payroll. The remaining amortization period at June 30, 2013 was 26 years.

12. Accrued Compensated Absences and Other Benefits

Effective February 15, 1993, Beaufort County adopted a new leave policy for all employees. The TOWP/SCA policy was replaced with a policy granting Personal Leave Days and Personal Disability Leave. Under the new policy, employees were entitled to a maximum Personal Leave balance of 280 hours. Upon termination, employees will be paid for all unused, unpaid Personal Leave up to this maximum. The liability recorded at June 30, 2013, to cover unused, unpaid Personal Leave including fringe benefits totaled \$3,207,105.

The County reports \$357,857 as a current liability and \$2,753,942 as a long-term liability for governmental activities, while \$10,960 as a current liability and \$84,346 as a long-term liability for business-type activities.

All leave hours accrued in excess of this Personal Leave maximum were accrued to the employee's Personal Disability leave account. A maximum of 360 hours may be maintained in an employee's Personal Disability leave account. The only accrual to this balance occurs when an employee's Personal Leave account exceeds 280 hours, at which time excess hours are "rolled over" to the Personal Disability leave account. Personal Disability leave is to be used in the case of an extended or life threatening illness. This account can only be used once all accrued hours in the Personal Leave account have been used to a balance of 80 hours or less. The employee must present a doctor's statement verifying the disability or illness in order to utilize his/her Personal Disability leave. Employees with remaining SCA leave balances may retain those balances. The same rules governing the use of Personal Disability leave apply to the use of SCA leave. Upon termination of employment with Beaufort County, no payment for any unused SCA or Personal Disability leave will be made.

The County does not provide post employment health care benefits except those mandated by the Consolidated Omnibus Budget Reconciliation Act (COBRA). The requirements established by COBRA are fully funded by employees who elect coverage under the Act, and no direct costs are incurred by the County.

13. Fund Balances

As prescribed by GASB Statement No. 54, governmental funds report fund balance in classifications based primarily on the extent to which the County is bound to honor constraints on the specific purposes for which amounts in the funds can be spent. As of June 30, 2013, fund balances for government funds are made up of the following:

- Nonspendable Fund Balance includes amounts that are (a) not in spendable form, or (b) legally or contractually required to be maintained intact. The "not in spendable form" criterion includes items that are not expected to be converted to cash, for example: inventories, prepaid amounts, and long-term notes receivable.

BEAUFORT COUNTY, SOUTH CAROLINA
NOTES TO THE FINANCIAL STATEMENTS
For the Year Ended June 30, 2013

13. Fund Balances – Continued:

- Restricted Fund Balance includes amounts that can be spent only for the specific purposes stipulated by external resource providers, constitutionally or through enabling legislation. Restrictions may effectively be changed or lifted only with the consent of the resource providers.
- Committed Fund Balance includes amounts that can only be used for the specific purposes determined by a formal action of the County's highest level of decision-making authority, County Council. Commitments may be changed or lifted only by the County taking the same formal action that imposes the constraint originally.
- Amounts in the assigned fund balance classification are intended to be used by the County for specific purposes but do not meet the criteria to be classified as committed. County Council has by resolution authorized the County Administrator to assign fund balance. County Council may also assign fund balance as it does when appropriating fund balance to cover a gap between estimated revenue and appropriations in the subsequent year's appropriated budget. Unlike commitments, assignments generally only exist temporarily. In other words, an additional action does not normally have to be taken for the removal of an assignment. Conversely, as discussed above, an additional action is essential to either remove or revise a commitment.
- Unassigned Fund Balance is the residual classification for the General Fund and includes all amounts not contained in the other classifications. Unassigned amounts are technically available for any purpose.

In circumstances when an expenditure is made for a purpose for which amounts are available in multiple fund balance classifications, fund balance is generally depleted in the order of restricted, committed, assigned, and unassigned.

Beaufort County Council is the County's highest level of decision-making authority that can, by adoption of an ordinance prior to the end of the fiscal year, commit fund balance. Once adopted, the limitation imposed by the ordinance remains in place until a similar action is taken (the adoption of another ordinance) to remove or revise the limitation.

The County considers restricted amounts to have been spent when an expenditure is incurred for the purposes for which both restricted and unrestricted amounts are available. When an expenditure is incurred for which committed, assigned, or unassigned amounts could be used, the County considers expenditures to be used in this respective order.

As of June 30, 2013, Beaufort County Council had not established an unassigned fund balance target.

BEAUFORT COUNTY, SOUTH CAROLINA
NOTES TO THE FINANCIAL STATEMENTS
For the Year Ended June 30, 2013

13. Fund Balances – Continued:

Fund balances for all the major and nonmajor funds as of June 30, 2013, were distributed as follows:

	General Fund	County Wide General Obligation Bonds	Bluffton - County TIF Bonds	Sales Tax Projects
	<u> </u>	<u> </u>	<u> </u>	<u> </u>
Nonspendable:				
Long-Term Portion of Note Receivable	\$ 1,496,036	\$ 1,105,714	\$ -	\$ -
Prepaid Items	565,576	-	-	-
	<u>2,061,612</u>	<u>1,105,714</u>	<u>-</u>	<u>-</u>
Restricted:				
General Government Grants	-	-	-	-
Public Safety Grants	-	-	-	-
Public Works Grants	-	-	-	-
Alcohol and Drug Programs	-	-	-	-
Disabilities and Special Needs Programs	-	-	-	-
Public Welfare Grants	-	-	-	-
Cultural & Recreation Grants	-	-	-	-
Capital Projects	-	-	-	41,322,014
Debt Service	-	7,774,451	1,899,956	-
	<u>-</u>	<u>7,774,451</u>	<u>1,899,956</u>	<u>41,322,014</u>
Committed:				
Emergency Medical Services Donations	-	-	-	-
Law Enforcement Encumbrances	203,093	-	-	-
Parks and Leisure Capital Projects	-	-	-	-
Parks and Leisure Encumbrances	15,433	-	-	-
	<u>218,526</u>	<u>-</u>	<u>-</u>	<u>-</u>
Assigned:				
General Government	1,680,000	-	-	-
Public Safety Equipment	29,446	-	-	-
Parks and Leisure Special Events	23,697	-	-	-
	<u>1,733,143</u>	<u>-</u>	<u>-</u>	<u>-</u>
Unassigned	<u>20,207,988</u>	<u>-</u>	<u>-</u>	<u>-</u>
	<u>\$ 24,221,269</u>	<u>\$ 8,880,165</u>	<u>\$ 1,899,956</u>	<u>\$ 41,322,014</u>

BEAUFORT COUNTY, SOUTH CAROLINA
NOTES TO THE FINANCIAL STATEMENTS
For the Year Ended June 30, 2013

13. Fund Balances – Continued

	<u>Real Property Program</u>	<u>Nonmajor Governmental Funds</u>	<u>Total</u>
Nonspendable:			
Long-Term Portion of Note Receivable	\$ -	\$ 43,140	\$ 2,644,890
Prepaid Items	-	50,592	616,168
	<u>-</u>	<u>93,732</u>	<u>3,261,058</u>
Restricted:			
General Government Grants	-	12,625,391	12,625,391
Public Safety Grants	-	4,446,499	4,446,499
Public Works Grants	-	5,174,946	5,174,946
Alcohol and Drug Programs	-	117,370	117,370
Disabilities and Special Needs Programs	-	405,164	405,164
Public Welfare Grants	-	169,521	169,521
Cultural & Recreation Grants	-	4,283,804	4,283,804
Capital Projects	18,850,457	9,675,324	69,847,795
Debt Service	-	1,849,376	11,523,783
	<u>18,850,457</u>	<u>38,747,395</u>	<u>108,594,273</u>
Committed:			
Emergency Medical Services Donations	-	3,018	3,018
Law Enforcement Encumbrances	-	-	203,093
Parks and Leisure Capital Projects	-	53,040	53,040
Parks and Leisure Encumbrances	-	-	15,433
	<u>-</u>	<u>56,058</u>	<u>274,584</u>
Assigned:			
General Government	-	-	1,680,000
Public Safety Equipment	-	-	29,446
Parks and Leisure Special Events	-	-	23,697
	<u>-</u>	<u>-</u>	<u>1,733,143</u>
Unassigned (Deficit)	<u>-</u>	<u>-</u>	<u>20,207,988</u>
	<u>\$ 18,850,457</u>	<u>\$ 38,897,185</u>	<u>\$ 134,071,046</u>

BEAUFORT COUNTY, SOUTH CAROLINA
NOTES TO THE FINANCIAL STATEMENTS
For the Year Ended June 30, 2013

14. Commitments and Contingencies

On July 11, 1994, the County entered into a 20 year lease agreement with the General Services Administration of the U. S. Government (GSA) for the use of the former Beaufort County Courthouse building by GSA as a Federal Courthouse. Under this agreement, the County renovated the building in accordance with GSA specifications at an approximate cost of \$1,933,744. Financing has been arranged for the funding of these costs and the County has assigned all rights and interest in the lease payments from GSA to the lender. The terms and required payments on the lease are the same as the terms and required payments on the loan. After the payment of the loan and the end of the lease term, the asset will remain as property of the County.

Arbitrage rules - State and local bonds issued after 1984 are subject to arbitrage restrictions as enacted by the Federal Government. To retain the bonds' tax exempt status, local governments must comply with the regulations as adopted by the government expend all of the bond proceeds within designated periods which could be up to three years. The County believes it is in compliance with all arbitrage rules.

As of June 30, 2013, the County has outstanding construction contracts of \$54,649,366.

15. Risk Management and Litigation

The County is exposed to various risks of losses related to torts; thefts of; damage to and destruction of assets; errors and omissions; injuries to employees; and natural disaster. The County manages risk through employee educational and prevention programs and through the purchase of casualty and liability insurance. All risk management activities are accounted for in the General Fund.

For all of these risks, the County is a member of the State of South Carolina Insurance Reserve Fund, a public entity risk pool currently operating as a common risk management and insurance program for local governments. The County pays an annual premium to the State Insurance Reserve Fund for its insurance coverage. The State Insurance Reserve Fund is self-sustaining through member premiums and reinsures through commercial companies for certain claims.

Expenditures and claims are recognized when it is probable that a loss has occurred and the amount of the loss can be reasonably estimated. In determining claims, events that might create claims, but for which none have been reported are considered.

The County is a party to several lawsuits which seek to recover property taxes paid under protest and to overturn property sold at "tax sales." The County's attorney estimates that the amount of actual or potential claims against the County at June 30, 2013 will not materially affect the financial conditions of the County. Therefore, the General Fund contains no provision for estimated claims.

The County has not significantly reduced insurance coverage from the previous year nor has it settled claims in excess of insurance coverage for the last three years that were material.

Joanne Long
Beaufort County Resident



BEAUFORT COUNTY, SOUTH CAROLINA
 REQUIRED SUPPLEMENTARY INFORMATION
 SCHEDULE OF FUNDING PROGRESS FOR THE RETIREE HEALTH PLAN
 June 30, 2013

Fiscal Year	Actuarial Valuation Date	Employer Contributions to the Retiree Health Plan	Actuarial Value of Assets (a)	Actuarial Accrued Liability (AAL) - Projected Unit Credit (b)	Unfunded AAL (UAAL) (b - a)	Funded Ratio (a / b)	Covered Payroll (c)	UAAL as a Percentage of Covered Payroll ((b - a) / c)
2008	1/1/2008	-	-	34,195,432	34,195,432	0.0%	46,695,744	73.2%
2009	1/1/2009	773,580	-	37,444,707	37,444,707	0.0%	51,950,234	72.1%
2010	1/1/2010	518,679	-	46,166,895	46,166,895	0.0%	49,632,784	93.0%
2011	6/30/2011	243,927	-	50,756,346	50,756,346	0.0%	52,552,984	96.6%
2012	6/30/2012	746,000	-	52,056,000	52,056,000	0.0%	48,114,680	108.2%
2013	6/30/2013	604,000	-	48,042,000	48,042,000	0.0%	48,921,474	98.2%

BEAUFORT COUNTY, SOUTH CAROLINA
 REQUIRED SUPPLEMENTARY INFORMATION
 MODIFIED APPROACH FOR AIRPORT INFRASTRUCTURE ASSETS
 June 30, 2013

Beaufort County's airports infrastructure assets consist of approximately 25% airport runways, 25% airport taxiways, and 50% airport aprons. The condition of the runways, taxiways, and aprons is measured using several distress factors found in pavement surfaces. The airports' pavement management system uses a measurement scale that is based on a condition index. For the Lady's Island Airport, the South Carolina Aeronautics Commission (SCAC) condition scale is used to classify runways, taxiways, and aprons. The SCAC condition scale is as follows: good or better condition (70 - 100), fair condition (50 - 69), and substandard condition (less than 50). For the Hilton Head Island Airport, the Federal Aviation Administration (FAA) condition scale is used to classify runways, taxiways, and aprons. The FAA condition scale is as follows: excellent condition (5), good condition (4), fair condition (3), poor condition (2), and failed condition (1). It is the County's policy to maintain the runways, taxiways, and aprons at a fair condition or better. Condition assessments are determined every year by the County at both airports, the SCAC at the Lady's Island Airport, and the FAA at the Hilton Head Island Airport. The County's runways, taxiways, and aprons have an estimated useful life, without resurfacing, of 25 years. Due to the strong safety concerns of airplanes landing, taking off, and taxiing on these surfaces, all surfaces are repaired immediately if and when there is a need for such repairs.

Actual maintenance of runways, taxiways, and aprons involves scraping and providing improved surface materials on an as needed basis or filling cracks within the pavement on an as needed basis.

	<u>FY 2013</u>	<u>FY 2012</u>
Percent of Runways in Fair or Better Condition	100%	100%
Percent of Taxiways in Fair or Better Condition	100%	100%
Percent of Aprons in Fair or Better Condition	100%	100%
Percent of Annual Resurfacing of Runways Completed	0%	0%
Percent of Annual Resurfacing of Taxiways Completed	0%	0%
Percent of Annual Resurfacing of Aprons Completed	0%	0%

The County estimates maintenance expense in the amount of \$650,000 to be incurred every five (5) years for paving costs in order to maintain and preserve at (or above) the condition level established and disclosed above. The County adopted the modified approach for its airport infrastructure assets in fiscal year 2011. There were no actual maintenance and preservation costs for fiscal years 2011, 2012 and 2013.

BEAUFORT COUNTY, SOUTH CAROLINA
SCHEDULE OF REVENUES - BUDGET (GAAP BASIS) AND ACTUAL
GENERAL FUND
For the Year Ended June 30, 2013

	Budget	Actual	Variance Positive (Negative)
Revenues			
Property Taxes			
Current Taxes	\$ 65,000,000	\$ 65,148,760	\$ 148,760
Delinquent Taxes	2,673,941	2,895,098	221,157
Automobile Taxes	3,100,000	3,455,371	355,371
Penalties	<u>1,550,000</u>	<u>1,258,778</u>	<u>(291,222)</u>
	<u>72,323,941</u>	<u>72,758,007</u>	<u>434,066</u>
Licenses and Permits			
Building Permits	525,000	663,651	138,651
Copper Permits	200	200	-
Electrician Licenses	17,500	15,230	(2,270)
Mobile Home Permits	1,700	1,770	70
Marriage Licenses	85,000	90,242	5,242
Other Licenses	80,000	110,200	30,200
Cable Franchise Fees	550,000	378,620	(171,380)
Business Licenses	<u>1,420,800</u>	<u>1,556,483</u>	<u>135,683</u>
	<u>2,680,200</u>	<u>2,816,396</u>	<u>136,196</u>
Intergovernmental			
State Aid to Subdivisions	6,063,217	5,967,844	(95,373)
Homestead Exemption	1,154,150	1,268,416	114,266
Merchants' Inventory Tax	186,308	186,309	1
Manufacturers Tax	-	29,364	29,364
Motor Carrier Tax	67,767	37,981	(29,786)
Payments in Lieu of Taxes	100,000	101,866	1,866
Veterans Office Stipend	3,950	5,100	1,150
Registration and Election	5,000	11,695	6,695
Salary Supplements	7,875	7,875	-
State Aid to Libraries	162,233	162,233	-
Title IV-D Unit Cost	70,000	13,420	(56,580)
State Aid - Traffic Signals	107,500	115,841	8,341
State Grant Funds	(85,500)	(85,791)	(291)
Federal Grant Funds	-	(1,755)	(1,755)
Pollution Control Penalties	<u>12,000</u>	<u>1,044</u>	<u>(10,956)</u>
	<u>7,854,500</u>	<u>7,821,442</u>	<u>(33,058)</u>

BEAUFORT COUNTY, SOUTH CAROLINA
SCHEDULE OF REVENUES - BUDGET (GAAP BASIS) AND ACTUAL
GENERAL FUND
For the Year Ended June 30, 2013

	Budget	Actual	Variance Positive (Negative)
Charges for Services			
Register of Deeds Fees	\$ 2,572,903	\$ 3,003,588	\$ 430,685
Sheriff's Fees	63,200	71,280	8,080
Probate Court Fees	386,250	472,012	85,762
Magistrates' Civil Fees	225,000	233,607	8,607
Clerk of Court Fees	241,500	187,727	(53,773)
Family Court Fees	403,000	377,625	(25,375)
Master in Equity Fees	900,000	1,067,245	167,245
Treasurer's Fees	8,000	7,942	(58)
Credit Card Convenience Fees	452,000	338,104	(113,896)
EMS Fees	2,257,939	2,636,250	378,311
Solid Waste Disposal Fees	65,000	5,213	(59,787)
DSO / Rezoning / CRB Fees	54,700	55,845	1,145
Vital Statistics	40,000	37,832	(2,168)
Animal Shelter Fees	35,000	10,210	(24,790)
Recreation Fees	635,300	720,402	85,102
Sheriff's Service Contracts	2,711,897	2,615,280	(96,617)
Telephone Reimbursements	25,000	30,048	5,048
Solicitor Worthless Check Program	20,000	12,839	(7,161)
Other Fees and Reimbursements	54,850	(148,401)	(203,251)
	<u>11,151,539</u>	<u>11,734,648</u>	<u>583,109</u>
Fines and Forfeitures			
Clerk of Court Fines	14,500	9,003	(5,497)
Bond Escrowment	30,000	7,064	(22,936)
Magistrates' Court Fines	667,000	615,575	(51,425)
Library Fines	87,500	97,392	9,892
Other Fines	3,500	2,900	(600)
Forfeitures	40,000	16,569	(23,431)
	<u>842,500</u>	<u>748,503</u>	<u>(93,997)</u>
Interest	<u>193,100</u>	<u>92,665</u>	<u>(100,435)</u>
Miscellaneous			
Rental of County Property	91,500	140,988	49,488
Sale of County Property	277,500	206,354	(71,146)
Miscellaneous	131,100	247,622	116,522
	<u>500,100</u>	<u>594,964</u>	<u>94,864</u>
Total Revenues	<u>\$ 95,545,880</u>	<u>\$ 96,566,625</u>	<u>\$ 1,020,745</u>

BEAUFORT COUNTY, SOUTH CAROLINA
SCHEDULE OF EXPENDITURES - BUDGET (GAAP BASIS) AND ACTUAL
GENERAL FUND
For the Year Ended June 30, 2013

	<u>Budget</u>	<u>Actual</u>	Variance Positive (Negative)
Expenditures			
General Government			
County Council			
Personnel	\$ 363,333	\$ 358,942	\$ 4,391
Purchased Services	238,678	241,814	(3,136)
Supplies	8,550	9,745	(1,195)
Other	<u>30,000</u>	<u>30,000</u>	<u>-</u>
	<u>640,561</u>	<u>640,501</u>	<u>60</u>
Auditor			
Personnel	573,304	476,688	96,616
Purchased Services	22,700	37,987	(15,287)
Supplies	<u>4,700</u>	<u>5,887</u>	<u>(1,187)</u>
	<u>600,704</u>	<u>520,562</u>	<u>80,142</u>
Treasurer			
Personnel	442,240	494,931	(52,691)
Purchased Services	252,520	266,090	(13,570)
Supplies	36,000	28,853	7,147
Other	<u>340,000</u>	<u>293,745</u>	<u>46,255</u>
	<u>1,070,760</u>	<u>1,083,619</u>	<u>(12,859)</u>
Clerk of Court			
Personnel	574,451	573,446	1,005
Purchased Services	227,800	212,618	15,182
Supplies	<u>20,500</u>	<u>13,156</u>	<u>7,344</u>
	<u>822,751</u>	<u>799,220</u>	<u>23,531</u>
Family Court			
Personnel	179,758	159,088	20,670
Purchased Services	40,150	15,130	25,020
Supplies	<u>12,707</u>	<u>11,152</u>	<u>1,555</u>
	<u>232,615</u>	<u>185,370</u>	<u>47,245</u>
Probate Court			
Personnel	690,944	632,962	57,982
Purchased Services	60,521	56,526	3,995
Supplies	<u>9,234</u>	<u>7,416</u>	<u>1,818</u>
	<u>760,699</u>	<u>696,904</u>	<u>63,795</u>

BEAUFORT COUNTY, SOUTH CAROLINA
SCHEDULE OF EXPENDITURES - BUDGET (GAAP BASIS) AND ACTUAL
GENERAL FUND
For the Year Ended June 30, 2013

	Budget	Actual	Variance Positive (Negative)
Coroner			
Personnel	\$ 235,911	\$ 210,426	\$ 25,485
Purchased Services	118,700	148,060	(29,360)
Supplies	43,550	25,381	18,169
Capital	<u>37,410</u>	<u>42,207</u>	<u>(4,797)</u>
	<u>435,571</u>	<u>426,074</u>	<u>9,497</u>
Magistrates Court			
Personnel	1,179,090	1,211,155	(32,065)
Purchased Services	187,952	184,383	3,569
Supplies	45,140	44,114	1,026
Capital	<u>8,800</u>	<u>-</u>	<u>8,800</u>
	<u>1,420,982</u>	<u>1,439,652</u>	<u>(18,670)</u>
Master in Equity			
Personnel	285,148	280,425	4,723
Purchased Services	6,200	5,142	1,058
Supplies	<u>6,500</u>	<u>5,902</u>	<u>598</u>
	<u>297,848</u>	<u>291,394</u>	<u>6,454</u>
General Subsidies	<u>1,386,946</u>	<u>1,259,863</u>	<u>127,083</u>
County Administrator			
Personnel	396,359	425,261	(28,902)
Purchased Services	79,357	141,944	(62,587)
Supplies	15,263	10,708	4,555
Other	<u>14,640</u>	<u>11,350</u>	<u>3,290</u>
	<u>505,619</u>	<u>589,263</u>	<u>(83,644)</u>
Communications and Accountability			
Personnel	124,579	127,253	(2,674)
Purchased Services	21,700	13,743	7,957
Supplies	<u>2,250</u>	<u>1,305</u>	<u>945</u>
	<u>148,529</u>	<u>142,301</u>	<u>6,228</u>
Broadcast Services			
Personnel	181,731	188,833	(7,102)
Purchased Services	22,750	34,212	(11,462)
Supplies	<u>18,950</u>	<u>45,457</u>	<u>(26,507)</u>
	<u>223,431</u>	<u>268,502</u>	<u>(45,071)</u>

BEAUFORT COUNTY, SOUTH CAROLINA
SCHEDULE OF EXPENDITURES - BUDGET (GAAP BASIS) AND ACTUAL
GENERAL FUND
For the Year Ended June 30, 2013

	Budget	Actual	Variance Positive (Negative)
County Attorney			
Personnel	\$ 165,973	\$ 175,766	\$ (9,793)
Purchased Services	150,590	66,518	84,072
Supplies	<u>3,500</u>	<u>1,712</u>	<u>1,788</u>
	<u>320,063</u>	<u>243,996</u>	<u>76,067</u>
Voter Registration and Elections			
Personnel	423,552	757,199	(333,647)
Purchased Services	128,301	(142,981)	271,282
Supplies	47,850	56,768	(8,918)
Capital	<u>35,000</u>	<u>-</u>	<u>35,000</u>
	<u>634,703</u>	<u>670,986</u>	<u>(36,283)</u>
Assessor			
Personnel	1,976,110	1,693,858	282,252
Purchased Services	65,229	55,340	9,889
Supplies	<u>28,250</u>	<u>26,654</u>	<u>1,596</u>
	<u>2,069,589</u>	<u>1,775,852</u>	<u>293,737</u>
Register of Deeds			
Personnel	349,037	358,024	(8,987)
Purchased Services	98,555	89,602	8,953
Supplies	21,484	18,297	3,187
Capital	<u>6,283</u>	<u>5,209</u>	<u>1,074</u>
	<u>475,359</u>	<u>471,132</u>	<u>4,227</u>
Risk Management			
Personnel	90,662	86,753	3,909
Purchased Services	11,129	8,655	2,474
Supplies	<u>1,900</u>	<u>1,544</u>	<u>356</u>
	<u>103,691</u>	<u>96,952</u>	<u>6,739</u>

BEAUFORT COUNTY, SOUTH CAROLINA
SCHEDULE OF EXPENDITURES - BUDGET (GAAP BASIS) AND ACTUAL
GENERAL FUND
For the Year Ended June 30, 2013

	Budget	Actual	Variance Positive (Negative)
Legislative Delegation			
Personnel	\$ 66,254	\$ 71,074	\$ (4,820)
Purchased Services	2,650	1,620	1,030
Supplies	<u>400</u>	<u>1,309</u>	<u>(909)</u>
	<u>69,304</u>	<u>74,003</u>	<u>(4,699)</u>
Zoning and Development			
Personnel	153,904	157,605	(3,701)
Purchased Services	4,495	4,409	86
Supplies	<u>2,655</u>	<u>1,161</u>	<u>1,494</u>
	<u>161,054</u>	<u>163,175</u>	<u>(2,121)</u>
Planning and Comprehensive Plan			
Personnel	655,491	585,329	70,162
Purchased Services	41,733	(127,252)	168,985
Supplies	<u>8,415</u>	<u>4,947</u>	<u>3,468</u>
	<u>705,639</u>	<u>463,024</u>	<u>242,615</u>
GIS			
Personnel	277,801	284,092	(6,291)
Purchased Services	134,125	130,838	3,287
Supplies	<u>9,000</u>	<u>4,030</u>	<u>4,970</u>
	<u>420,926</u>	<u>418,960</u>	<u>1,966</u>
Community Services			
Personnel	98,490	101,144	(2,654)
Purchased Services	15,550	3,661	11,889
Supplies	2,000	361	1,639
Other	<u>30,000</u>	<u>15,000</u>	<u>15,000</u>
	<u>146,040</u>	<u>120,166</u>	<u>25,874</u>
Employee Services			
Personnel	650,201	627,423	22,778
Purchased Services	304,350	366,725	(62,375)
Supplies	<u>22,800</u>	<u>20,042</u>	<u>2,758</u>
	<u>977,351</u>	<u>1,014,190</u>	<u>(36,839)</u>

BEAUFORT COUNTY, SOUTH CAROLINA
SCHEDULE OF EXPENDITURES - BUDGET (GAAP BASIS) AND ACTUAL
GENERAL FUND
For the Year Ended June 30, 2013

	Budget	Actual	Variance Positive (Negative)
Records Management			
Personnel	\$ 222,695	\$ 187,624	\$ 35,071
Purchased Services	162,438	76,018	86,420
Supplies	<u>16,842</u>	<u>19,850</u>	<u>(3,008)</u>
	<u>401,975</u>	<u>283,492</u>	<u>118,483</u>
Finance			
Personnel	549,702	538,402	11,300
Purchased Services	44,633	42,138	2,495
Supplies	<u>5,867</u>	<u>7,055</u>	<u>(1,188)</u>
	<u>600,202</u>	<u>587,595</u>	<u>12,607</u>
Purchasing			
Personnel	206,837	137,406	69,431
Purchased Services	25,400	20,254	5,146
Supplies	<u>2,750</u>	<u>865</u>	<u>1,885</u>
	<u>234,987</u>	<u>158,525</u>	<u>76,462</u>
Business License			
Personnel	45,587	38,649	6,938
Purchased Services	19,685	6,171	13,514
Supplies	<u>1,855</u>	<u>715</u>	<u>1,140</u>
	<u>67,127</u>	<u>45,535</u>	<u>21,592</u>
Management Information Systems			
Personnel	1,266,322	1,130,037	136,285
Purchased Services	584,177	556,542	27,635
Supplies	152,934	445,899	(292,965)
Capital	<u>236,283</u>	<u>64,202</u>	<u>172,081</u>
	<u>2,239,716</u>	<u>2,196,680</u>	<u>43,036</u>
Public Services			
Personnel	203,697	213,351	(9,654)
Purchased Services	1,600	933	667
Supplies	<u>450</u>	<u>228</u>	<u>222</u>
	<u>205,747</u>	<u>214,512</u>	<u>(8,765)</u>
General Government Fringe Benefits			
Personnel	2,397,124	2,311,172	85,952
General Government Current Expenditures	20,453,837	19,541,629	912,208
General Government Capital Expenditures	<u>323,776</u>	<u>111,543</u>	<u>212,233</u>
Total General Government	<u>20,777,613</u>	<u>19,653,172</u>	<u>1,124,441</u>

BEAUFORT COUNTY, SOUTH CAROLINA
SCHEDULE OF EXPENDITURES - BUDGET (GAAP BASIS) AND ACTUAL
GENERAL FUND
For the Year Ended June 30, 2013

	<u>Budget</u>	<u>Actual</u>	Variance Positive (Negative)
Public Safety			
Sheriff's Office			
Personnel	\$ 15,734,034	\$ 15,659,938	\$ 74,096
Purchased Services	1,296,852	1,364,720	(67,868)
Supplies	1,875,834	1,909,711	(33,877)
Capital	<u>559,281</u>	<u>483,681</u>	<u>75,600</u>
	<u>19,466,001</u>	<u>19,418,050</u>	<u>47,951</u>
Emergency Management			
Personnel	321,063	333,152	(12,089)
Purchased Services	60,657	61,799	(1,142)
Supplies	19,643	25,573	(5,930)
Other	<u>10,000</u>	<u>10,000</u>	<u>-</u>
	<u>411,363</u>	<u>430,524</u>	<u>(19,161)</u>
Communications / Traffic Management			
Personnel	3,035,934	2,896,958	138,976
Purchased Services	3,231,369	3,348,451	(117,082)
Supplies	139,247	120,624	18,623
Capital	83,367	83,367	-
Other	<u>50,000</u>	<u>50,000</u>	<u>-</u>
	<u>6,539,917</u>	<u>6,499,400</u>	<u>40,517</u>
Emergency Medical Services			
Personnel	4,055,859	4,356,621	(300,762)
Purchased Services	293,893	328,530	(34,637)
Supplies	331,500	356,601	(25,101)
Capital	423,507	405,303	18,204
Other	<u>20,000</u>	<u>20,349</u>	<u>(349)</u>
	<u>5,124,759</u>	<u>5,467,404</u>	<u>(342,645)</u>
Emergency Services Director			
Personnel	<u>16,558</u>	<u>17,273</u>	<u>(715)</u>
	<u>16,558</u>	<u>17,273</u>	<u>(715)</u>
Detention Center			
Personnel	3,953,983	3,834,787	119,196
Purchased Services	1,267,113	1,248,264	18,849
Supplies	141,758	109,035	32,723
Capital	<u>87,000</u>	<u>55,524</u>	<u>31,476</u>
	<u>5,449,854</u>	<u>5,247,610</u>	<u>202,244</u>

BEAUFORT COUNTY, SOUTH CAROLINA
SCHEDULE OF EXPENDITURES - BUDGET (GAAP BASIS) AND ACTUAL
GENERAL FUND
For the Year Ended June 30, 2013

	Budget	Actual	Variance Positive (Negative)
Building Codes and Enforcement			
Personnel	\$ 732,750	\$ 716,857	\$ 15,893
Purchased Services	68,765	47,579	21,186
Supplies	55,360	42,541	12,819
Other	-	1,315	(1,315)
	<u>856,875</u>	<u>808,292</u>	<u>48,583</u>
Public Safety Fringe Benefits			
Personnel	4,871,328	4,714,375	156,953
Public Safety Current Expenditures	41,583,500	41,575,053	8,447
Public Safety Capital Expenditures	<u>1,153,155</u>	<u>1,027,875</u>	<u>125,280</u>
Total Public Safety	<u>42,736,655</u>	<u>42,602,928</u>	<u>133,727</u>
Public Works			
Facilities Maintenance			
Personnel	2,352,232	2,083,403	268,829
Purchased Services	2,208,570	2,293,287	(84,717)
Supplies	395,263	385,566	9,697
Capital	<u>119,269</u>	<u>56,800</u>	<u>62,469</u>
	<u>5,075,334</u>	<u>4,819,056</u>	<u>256,278</u>
Public Works			
Personnel	1,543,856	1,463,263	80,593
Purchased Services	404,971	392,528	12,443
Supplies	275,150	272,594	2,556
Capital	<u>22,825</u>	<u>221,972</u>	<u>(199,147)</u>
	<u>2,246,802</u>	<u>2,350,357</u>	<u>(103,555)</u>
Engineering			
Personnel	456,245	303,457	152,788
Purchased Services	27,932	21,815	6,117
Supplies	<u>17,800</u>	<u>18,844</u>	<u>(1,044)</u>
	<u>501,977</u>	<u>344,116</u>	<u>157,861</u>
Solid Waste / Recycling			
Personnel	1,284,984	1,207,896	77,088
Purchased Services	3,633,332	3,752,511	(119,179)
Supplies	129,756	115,881	13,875
Capital	<u>3,000</u>	<u>34,728</u>	<u>(31,728)</u>
	<u>5,051,072</u>	<u>5,111,016</u>	<u>(59,944)</u>

BEAUFORT COUNTY, SOUTH CAROLINA
SCHEDULE OF EXPENDITURES - BUDGET (GAAP BASIS) AND ACTUAL
GENERAL FUND
For the Year Ended June 30, 2013

	Budget	Actual	Variance Positive (Negative)
Public Works Fringe Benefits			
Personnel	\$ 1,401,567	\$ 1,364,533	\$ 37,034
Public Works Current Expenditures	14,131,658	13,675,578	456,080
Public Works Capital Expenditures	<u>145,094</u>	<u>313,500</u>	<u>(168,406)</u>
Total Public Works	<u>14,276,752</u>	<u>13,989,078</u>	<u>287,674</u>
Public Health			
Animal Shelter and Control			
Personnel	653,660	664,880	(11,220)
Purchased Services	109,851	150,205	(40,354)
Supplies	49,526	102,285	(52,759)
Capital	21,332	21,332	-
Other	<u>-</u>	<u>1,413</u>	<u>(1,413)</u>
	<u>834,369</u>	<u>940,115</u>	<u>(105,746)</u>
Mosquito Control			
Personnel	595,523	574,970	20,553
Purchased Services	136,208	121,431	14,777
Supplies	557,829	532,437	25,392
Capital	<u>79,901</u>	<u>79,900</u>	<u>1</u>
	<u>1,369,461</u>	<u>1,308,738</u>	<u>60,723</u>
Public Health Subsidies	<u>1,712,534</u>	<u>1,637,534</u>	<u>75,000</u>
Public Health Fringe Benefits			
Personnel	371,330	353,506	17,824
Public Health Current Expenditures	4,186,461	4,138,661	47,800
Public Health Capital Expenditures	<u>101,233</u>	<u>101,232</u>	<u>1</u>
Total Public Health	<u>4,287,694</u>	<u>4,239,893</u>	<u>47,801</u>
Public Welfare			
Veterans Affairs Office			
Personnel	167,702	133,470	34,232
Purchased Services	10,130	7,954	2,176
Supplies	<u>3,375</u>	<u>2,543</u>	<u>832</u>
	<u>181,207</u>	<u>143,967</u>	<u>37,240</u>

BEAUFORT COUNTY, SOUTH CAROLINA
SCHEDULE OF EXPENDITURES - BUDGET (GAAP BASIS) AND ACTUAL
GENERAL FUND
For the Year Ended June 30, 2013

	Budget	Actual	Variance Positive (Negative)
Department of Social Services			
Purchased Services	\$ 91,700	\$ 91,254	\$ 446
Supplies	-	133	(133)
Other	79,000	79,000	-
	<u>170,700</u>	<u>170,387</u>	<u>313</u>
Public Welfare Subsidies	<u>356,000</u>	<u>357,613</u>	<u>(1,613)</u>
Public Welfare Fringe Benefits			
Personnel	30,581	29,573	1,008
Public Welfare Current Expenditures	<u>738,488</u>	<u>701,540</u>	<u>36,948</u>
Total Public Welfare	<u>738,488</u>	<u>701,540</u>	<u>36,948</u>
Cultural and Recreation			
Parks and Leisure Services			
Personnel	1,671,859	1,590,365	81,494
Purchased Services	1,146,770	1,110,993	35,777
Supplies	208,000	228,937	(20,937)
Capital	120,571	149,941	(29,370)
Other	140,653	142,215	(1,562)
	<u>3,287,853</u>	<u>3,222,451</u>	<u>65,402</u>
Libraries			
Personnel	2,732,235	2,486,773	245,462
Purchased Services	470,612	437,471	33,141
Supplies	330,905	313,683	17,222
Other	262	343	(81)
	<u>3,534,014</u>	<u>3,238,270</u>	<u>295,744</u>
Cultural and Recreation Subsidies	<u>4,000,000</u>	<u>4,000,000</u>	<u>-</u>
Cultural and Recreation Fringe Benefits			
Personnel	735,214	709,601	25,613
Cultural and Recreation Current Expenditures	11,436,510	11,020,381	416,129
Cultural and Recreation Capital Expenditures	<u>120,571</u>	<u>149,941</u>	<u>(29,370)</u>
Total Cultural and Recreation	<u>11,557,081</u>	<u>11,170,322</u>	<u>386,759</u>
Total Current Expenditures	<u>92,530,454</u>	<u>90,652,842</u>	<u>1,877,612</u>
Total Capital Expenditures	<u>1,843,829</u>	<u>1,704,091</u>	<u>139,738</u>
Total Expenditures	<u>\$ 94,374,283</u>	<u>\$ 92,356,933</u>	<u>\$ 2,017,350</u>

BEAUFORT COUNTY, SOUTH CAROLINA
 SCHEDULE OF EXPENDITURES - BUDGET (GAAP BASIS) AND ACTUAL
 COUNTY WIDE GENERAL OBLIGATION BONDS
 For the Year Ended June 30, 2013

	Final Budget	Actual	Variance Positive (Negative)
Revenues			
Property Taxes	\$ 7,883,961	\$ 7,954,426	\$ 70,465
Intergovernmental	173,199	184,594	11,395
Interest	<u>73,057</u>	<u>66,865</u>	<u>(6,192)</u>
Total Revenues	<u>8,130,217</u>	<u>8,205,885</u>	<u>75,668</u>
Expenditures			
Debt Service - Principal	7,395,000	14,895,000	(7,500,000)
Debt Service - Interest and Fees	<u>7,474,223</u>	<u>7,350,093</u>	<u>124,130</u>
Total Debt Service Expenditures	<u>14,869,223</u>	<u>22,245,093</u>	<u>(7,375,870)</u>
Excess of Revenues Over (Under) Expenditures	(6,739,006)	(14,039,208)	(7,300,202)
Other Financing Sources (Uses)			
Bond Proceeds	7,580,000	7,580,000	
Refunding Bond Proceeds	15,295,000	58,335,000	43,040,000
Payments to Refunding Debt Escrow Agent	(17,312,305)	(65,909,303)	(48,596,998)
Bond Premium on Refunding Bonds Issued	(316,995)	11,525,901	11,842,896
Bond Premium on Bond Anticipation Notes	350,945	-	(350,945)
Transfers In	<u>7,093,490</u>	<u>7,093,489</u>	<u>(1)</u>
Total Other Financing Sources (Uses)	<u>12,690,135</u>	<u>18,625,087</u>	<u>5,934,952</u>
Net Change in Fund Balance	5,951,129	4,585,879	(1,365,250)
Fund Balance - beginning	<u>4,294,286</u>	<u>4,294,286</u>	<u>-</u>
Fund Balance - ending	<u>\$ 10,245,415</u>	<u>\$ 8,880,165</u>	<u>\$ (1,365,250)</u>

BEAUFORT COUNTY, SOUTH CAROLINA
 SCHEDULE OF EXPENDITURES - BUDGET (GAAP BASIS) AND ACTUAL
 NEW RIVER TIF BONDS
 For the Year Ended June 30, 2013

	Final Budget	Actual	Variance Positive (Negative)
Revenues			
Property Taxes	\$ 7,138,509	\$ 6,617,597	\$ (520,912)
Interest	55,920	55,920	-
Total Revenues	<u>7,194,429</u>	<u>6,673,517</u>	<u>(520,912)</u>
Expenditures			
Debt Service - Principal	36,705,000	36,705,000	-
Debt Service - Interest and Fees	931,175	931,175	-
Total Debt Service Expenditures	<u>37,636,175</u>	<u>37,636,175</u>	<u>-</u>
Excess (deficiency) of Revenues Over Expenditures	(30,441,746)	(30,962,658)	(520,912)
Other Financing Sources (Uses)			
Transfers In	-	520,912	520,912
Total Other Financing Sources (Uses)	<u>-</u>	<u>520,912</u>	<u>520,912</u>
Net Change in Fund Balance	(30,441,746)	(30,441,746)	-
Fund Balance - beginning	<u>30,441,746</u>	<u>30,441,746</u>	<u>-</u>
Fund Balance - ending	<u>\$ -</u>	<u>\$ -</u>	<u>\$ -</u>

BEAUFORT COUNTY, SOUTH CAROLINA
 SCHEDULE OF EXPENDITURES - BUDGET (GAAP BASIS) AND ACTUAL
 BLUFFTON - COUNTY TIF BONDS
 For the Year Ended June 30, 2013

	Final Budget	Actual	Variance Positive (Negative)
Revenues			
Property Taxes	\$ 650,000	\$ 567,755	\$ (82,245)
Interest	<u>190,000</u>	<u>189,469</u>	<u>(531)</u>
Total Revenues	<u>840,000</u>	<u>757,224</u>	<u>(82,776)</u>
Expenditures			
Debt Service - Principal	20,205,000	20,205,000	-
Debt Service - Interest and Fees	<u>1,002,275</u>	<u>1,041,406</u>	<u>(39,131)</u>
Total Debt Service Expenditures	<u>21,207,275</u>	<u>21,246,406</u>	<u>(39,131)</u>
Excess (deficiency) of Revenues Over Expenditures	(20,367,275)	(20,489,182)	(121,907)
Other Financing Sources (Uses)			
Bond Proceeds	5,645,869	5,685,000	39,131
Transfers In	<u>1,693,942</u>	<u>2,131,239</u>	<u>437,297</u>
Total Other Financing Sources (Uses)	<u>7,339,811</u>	<u>7,816,239</u>	<u>476,428</u>
Net Change in Fund Balance	(13,027,464)	(12,672,943)	354,521
Fund Balance - beginning	<u>14,572,899</u>	<u>14,572,899</u>	<u>-</u>
Fund Balance - ending	<u>\$ 1,545,435</u>	<u>\$ 1,899,956</u>	<u>\$ 354,521</u>

BEAUFORT COUNTY, SOUTH CAROLINA
 SCHEDULE OF EXPENDITURES - BUDGET (GAAP BASIS) AND ACTUAL
 SALES TAX PROJECTS
 For the Year Ended June 30, 2013

	Final Budget	Actual	Variance Positive (Negative)
Revenues			
Intergovernmental	\$ 9,000,000	\$ 23,255,723	\$ 14,255,723
Interest	<u>75,000</u>	<u>101,983</u>	<u>26,983</u>
Total Revenues	<u>9,075,000</u>	<u>23,357,706</u>	<u>14,282,706</u>
Expenditures			
Capital Projects	<u>27,136,897</u>	<u>9,872,539</u>	<u>17,264,358</u>
Excess (deficiency) of Revenues Over Expenditures	(18,061,897)	13,485,167	31,547,064
Other Financing Sources (Uses)			
Transfers In	-	988,084	988,084
Transfers Out	<u>-</u>	<u>(988,084)</u>	<u>(988,084)</u>
Total Other Financing Sources (Uses)	<u>-</u>	<u>-</u>	<u>-</u>
Net Change in Fund Balance	(18,061,897)	13,485,167	31,547,064
Fund Balance - beginning	<u>27,836,847</u>	<u>27,836,847</u>	<u>-</u>
Fund Balance - ending	<u>\$ 9,774,950</u>	<u>\$ 41,322,014</u>	<u>\$ 31,547,064</u>

BEAUFORT COUNTY, SOUTH CAROLINA
 SCHEDULE OF EXPENDITURES - BUDGET (GAAP BASIS) AND ACTUAL
 REAL PROPERTY PROGRAM
 For the Year Ended June 30, 2013

	Final Budget	Actual	Variance Positive (Negative)
Revenues			
Interest	\$ 18,000	\$ 14,318	\$ (3,682)
Miscellaneous	<u>22,685</u>	<u>22,685</u>	<u>-</u>
Total Revenues	<u>40,685</u>	<u>37,003</u>	<u>(3,682)</u>
Expenditures			
Capital Projects	<u>12,775,896</u>	<u>17,556,967</u>	<u>(4,781,071)</u>
Total Capital Projects Expenditures	<u>12,775,896</u>	<u>17,556,967</u>	<u>(4,781,071)</u>
Excess (deficiency) of Revenues Over Expenditures	(12,735,211)	(17,519,964)	(4,784,753)
Other Financing Sources (Uses)			
Bond Proceeds	<u>25,000,000</u>	<u>25,000,000</u>	<u>-</u>
Total Other Financing Sources (Uses)	<u>25,000,000</u>	<u>25,000,000</u>	<u>-</u>
Net Change in Fund Balance	12,264,789	7,480,036	(4,784,753)
Fund Balance - beginning	<u>11,370,421</u>	<u>11,370,421</u>	<u>-</u>
Fund Balance - ending	<u>\$ 23,635,210</u>	<u>\$ 18,850,457</u>	<u>\$ (4,784,753)</u>

Paula Smith
Beaufort County Resident



BEAUFORT COUNTY, SOUTH CAROLINA
BALANCE SHEET
NONMAJOR GOVERNMENTAL FUNDS
June 30, 2013

	Special Revenue Funds	Debt Service Funds	Capital Projects Funds	Total Nonmajor Governmental Funds
<u>ASSETS</u>				
Cash and Equity in Pooled Cash and Investments	\$ 26,545,819	\$ 1,849,376	\$ 10,418,445	\$ 38,813,640
Receivables, Net	1,951,061	-	-	1,951,061
Due from Other Governments	1,023,091	-	323,934	1,347,025
Prepaid Items	50,592	-	-	50,592
Total Assets	<u>\$ 29,570,563</u>	<u>\$ 1,849,376</u>	<u>\$ 10,742,379</u>	<u>\$ 42,162,318</u>
<u>LIABILITIES</u>				
Accounts Payable	\$ 1,752,421	\$ -	\$ 1,067,055	\$ 2,819,476
Accrued Payroll	249,068	-	-	249,068
Due to Others	43,076	-	-	43,076
Total Liabilities	<u>2,044,565</u>	<u>-</u>	<u>1,067,055</u>	<u>3,111,620</u>
<u>DEFERRED INFLOWS OF RESOURCES</u>				
Unavailable revenue - property taxes	153,513	-	-	153,513
Total deferred inflows of resources	<u>153,513</u>	<u>-</u>	<u>-</u>	<u>153,513</u>
<u>FUND BALANCE</u>				
Nonspendable	93,732	-	-	93,732
Restricted	27,222,695	1,849,376	9,675,324	38,747,395
Committed	56,058	-	-	56,058
Total Fund Balance	<u>27,372,485</u>	<u>1,849,376</u>	<u>9,675,324</u>	<u>38,897,185</u>
Total liabilities, deferred inflows of resources, and fund balances	<u>\$ 29,570,563</u>	<u>\$ 1,849,376</u>	<u>\$ 10,742,379</u>	<u>\$ 42,162,318</u>

BEAUFORT COUNTY, SOUTH CAROLINA
SCHEDULE OF REVENUES, EXPENDITURES AND CHANGES IN FUND BALANCES
NONMAJOR GOVERNMENTAL FUNDS
For the Year Ended June 30, 2013

	Special Revenue Funds		
	Final Budget	Actual	Variance Positive (Negative)
Revenues			
Property Taxes	\$ 6,771,087	\$ 6,848,242	\$ 77,155
Licenses and Permits	7,243,796	7,888,726	644,930
Intergovernmental	11,186,813	11,859,634	672,821
Charge for Services	5,217,060	5,370,491	153,431
Fines and Forfeitures	169,500	149,933	(19,567)
Interest	63,268	(2,296)	(65,564)
Miscellaneous	<u>968,159</u>	<u>905,241</u>	<u>(62,918)</u>
Total Revenues	<u>31,619,683</u>	<u>33,019,971</u>	<u>1,400,288</u>
Expenditures			
General Government	4,901,920	4,116,429	785,491
Public Safety	2,504,187	2,607,283	(103,096)
Public Works	239,190	3,874,602	(3,635,412)
Public Health	7,460,748	7,167,510	293,238
Public Welfare	1,527,108	1,092,632	434,476
Cultural and Recreation	647,793	2,112,331	(1,464,538)
Capital Projects	<u>6,553,705</u>	<u>2,170,333</u>	<u>4,383,372</u>
Total Expenditures	<u>23,834,651</u>	<u>23,141,120</u>	<u>693,531</u>
Excess (deficiency) of revenues over expenditures	7,785,032	9,878,851	2,093,819
Other Financing Sources (Uses)			
Transfers In	3,711,473	6,544,771	2,833,298
Transfers Out	<u>(13,162,745)</u>	<u>(14,976,973)</u>	<u>(1,814,228)</u>
Total Other Financing Sources (Uses)	<u>(9,451,272)</u>	<u>(8,432,202)</u>	<u>1,019,070</u>
Net Change in Fund Balance	(1,666,240)	1,446,649	3,112,889
Fund Balance - beginning	<u>25,925,836</u>	<u>25,925,836</u>	<u>-</u>
Fund Balance - ending	<u>\$ 24,259,596</u>	<u>\$ 27,372,485</u>	<u>\$ 3,112,889</u>

BEAUFORT COUNTY, SOUTH CAROLINA
 SCHEDULE OF REVENUES, EXPENDITURES AND CHANGES IN FUND BALANCES
 NONMAJOR GOVERNMENTAL FUNDS
 For the Year Ended June 30, 2013

	Debt Service Funds		
	Final Budget	Actual	Variance Positive (Negative)
Revenues			
Interest	\$ 5,000	\$ 1,814	\$ (3,186)
Total Revenues	<u>5,000</u>	<u>1,814</u>	<u>(3,186)</u>
Expenditures			
Debt Service - Principal	1,000,000	1,000,000	-
Debt Service - Interest and Fees	<u>1,121,250</u>	<u>1,121,250</u>	<u>-</u>
Total Expenditures	<u>2,121,250</u>	<u>2,121,250</u>	<u>-</u>
Excess (deficiency) of revenues over expenditures	(2,116,250)	(2,119,436)	(3,186)
Other Financing Sources (Uses)			
Transfers In	2,040,000	2,227,950	187,950
Transfers Out	<u>(393,850)</u>	<u>(393,850)</u>	<u>-</u>
Total Other Financing Sources (Uses)	<u>1,646,150</u>	<u>1,834,100</u>	<u>187,950</u>
Net Change in Fund Balance	(470,100)	(285,336)	184,764
Fund Balance - beginning	<u>2,134,712</u>	<u>2,134,712</u>	<u>-</u>
Fund Balance - ending	<u>\$ 1,664,612</u>	<u>\$ 1,849,376</u>	<u>\$ 184,764</u>

BEAUFORT COUNTY, SOUTH CAROLINA
SCHEDULE OF REVENUES, EXPENDITURES AND CHANGES IN FUND BALANCES
NONMAJOR GOVERNMENTAL FUNDS
For the Year Ended June 30, 2013

	Capital Projects Funds		
	Final Budget	Actual	Variance Positive (Negative)
Revenues			
Property Taxes	\$ 33,000	\$ 40,669	\$ 7,669
Intergovernmental	2,466,859	2,466,860	1
Interest	16,804	19,417	2,613
Miscellaneous	-	34,857	34,857
Total Revenues	<u>2,516,663</u>	<u>2,561,803</u>	<u>45,140</u>
Expenditures			
Capital Projects	<u>21,220,954</u>	<u>12,224,854</u>	<u>8,996,100</u>
Total Expenditures	<u>21,220,954</u>	<u>12,224,854</u>	<u>8,996,100</u>
Excess (deficiency) of revenues over expenditures	(18,704,291)	(9,663,051)	9,041,240
Other Financing Sources (Uses)			
Issuance of Bonds	11,000,000	11,000,000	-
Transfers In	5,881,471	6,160,474	279,003
Transfers Out	<u>(5,273,525)</u>	<u>(6,977,581)</u>	<u>(1,704,056)</u>
Total Other Financing Sources (Uses)	<u>11,607,946</u>	<u>10,182,893</u>	<u>(1,425,053)</u>
Net Change in Fund Balance	(7,096,345)	519,842	7,616,187
Fund Balance - beginning	<u>9,155,482</u>	<u>9,155,482</u>	<u>-</u>
Fund Balance - ending	<u>\$ 2,059,137</u>	<u>\$ 9,675,324</u>	<u>\$ 7,616,187</u>

BEAUFORT COUNTY, SOUTH CAROLINA
SCHEDULE OF REVENUES, EXPENDITURES AND CHANGES IN FUND BALANCES
NONMAJOR GOVERNMENTAL FUNDS
For the Year Ended June 30, 2013

	Total Nonmajor Governmental Funds		
	Final Budget	Actual	Variance Positive (Negative)
Revenues			
Property Taxes	\$ 6,804,087	\$ 6,888,911	\$ 84,824
Licenses and Permits	7,243,796	7,888,726	644,930
Intergovernmental	13,653,672	14,326,494	672,822
Charge for Services	5,217,060	5,370,491	153,431
Fines and Forfeitures	169,500	149,933	(19,567)
Interest	85,072	18,935	(66,137)
Miscellaneous	968,159	940,098	(28,061)
Total Revenues	<u>34,141,346</u>	<u>35,583,588</u>	<u>1,442,242</u>
Expenditures			
General Government	4,901,920	4,116,429	785,491
Public Safety	2,504,187	2,607,283	(103,096)
Public Works	239,190	3,874,602	(3,635,412)
Public Health	7,460,748	7,167,510	293,238
Public Welfare	1,527,108	1,092,632	434,476
Cultural and Recreation	647,793	2,112,331	(1,464,538)
Debt Service - Principal	1,000,000	1,000,000	-
Debt Service - Interest and Fees	1,121,250	1,121,250	-
Capital Projects	27,774,659	14,395,187	13,379,472
Total Expenditures	<u>47,176,855</u>	<u>37,487,224</u>	<u>9,689,631</u>
Excess (deficiency) of revenues over expenditures	(13,035,509)	(1,903,636)	11,131,873
Other Financing Sources (Uses)			
Issuance of Bonds	11,000,000	11,000,000	-
Transfers In	11,632,944	14,933,195	3,300,251
Transfers Out	(18,830,120)	(22,348,404)	(3,518,284)
Total Other Financing Sources (Uses)	<u>3,802,824</u>	<u>3,584,791</u>	<u>(218,033)</u>
Net Change in Fund Balance	(9,232,685)	1,681,155	10,913,840
Fund Balance - beginning	<u>37,216,030</u>	<u>37,216,030</u>	<u>-</u>
Fund Balance - ending	<u>\$ 27,983,345</u>	<u>\$ 38,897,185</u>	<u>\$ 10,913,840</u>



Joseph Wolfe
Beaufort County Resident

BEAUFORT COUNTY, SOUTH CAROLINA
COMBINING BALANCE SHEET
ALL NONMAJOR SPECIAL REVENUE FUNDS
June 30, 2013

	General Government Programs	Public Safety Programs	Public Works Programs	Alcohol and Drug Programs	Disabilities and Special Needs Programs	Public Welfare Programs	Cultural and Recreational Programs	Total
ASSETS								
Cash and Equity in Pooled Cash and Investments	\$ 12,424,369	\$ 4,739,197	\$ 4,280,523	\$ 110,094	\$ 621,586	\$ 181,580	\$ 4,188,470	\$ 26,545,819
Receivables, Net	432,321	598,011	637,146	-	3,791	28,386	251,406	1,951,061
Due from Other Governments	133,666	215,639	515,999	61,616	-	14,975	81,196	1,023,091
Prepaid Items	<u>2,328</u>	<u>21,224</u>	<u>-</u>	<u>126</u>	<u>26,914</u>	<u>-</u>	<u>-</u>	<u>50,592</u>
Total Assets	<u>\$ 12,992,684</u>	<u>\$ 5,574,071</u>	<u>\$ 5,433,668</u>	<u>\$ 171,836</u>	<u>\$ 652,291</u>	<u>\$ 224,941</u>	<u>\$ 4,521,072</u>	<u>\$ 29,570,563</u>
LIABILITIES								
Accounts Payable	\$ 105,570	\$ 1,052,046	\$ 256,060	\$ 26,208	\$ 82,447	\$ 51,078	\$ 179,012	\$ 1,752,421
Accrued Payroll	62,742	29,573	2,662	28,132	116,401	4,342	5,216	249,068
Due to Others	<u>-</u>	<u>21,711</u>	<u>-</u>	<u>-</u>	<u>21,365</u>	<u>-</u>	<u>-</u>	<u>43,076</u>
Total Liabilities	<u>168,312</u>	<u>1,103,330</u>	<u>258,722</u>	<u>54,340</u>	<u>220,213</u>	<u>55,420</u>	<u>184,228</u>	<u>2,044,565</u>
DEFERRED INFLOWS OF RESOURCES								
Deferred Property Tax Revenues	<u>153,513</u>	<u>-</u>	<u>-</u>	<u>-</u>	<u>-</u>	<u>-</u>	<u>-</u>	<u>153,513</u>
Total deferred inflows of resources	<u>153,513</u>	<u>-</u>	<u>-</u>	<u>-</u>	<u>-</u>	<u>-</u>	<u>-</u>	<u>153,513</u>
FUND BALANCE								
Nonspendable	45,468	21,224	-	126	26,914	-	-	93,732
Restricted	12,625,391	4,446,499	5,174,946	117,370	405,164	169,521	4,283,804	27,222,695
Committed	<u>-</u>	<u>3,018</u>	<u>-</u>	<u>-</u>	<u>-</u>	<u>-</u>	<u>53,040</u>	<u>56,058</u>
Total Fund Balances	<u>12,670,859</u>	<u>4,470,741</u>	<u>5,174,946</u>	<u>117,496</u>	<u>432,078</u>	<u>169,521</u>	<u>4,336,844</u>	<u>27,372,485</u>
Total liabilities, deferred inflows of resources, and fund balances	<u>\$ 12,992,684</u>	<u>\$ 5,574,071</u>	<u>\$ 5,433,668</u>	<u>\$ 171,836</u>	<u>\$ 652,291</u>	<u>\$ 224,941</u>	<u>\$ 4,521,072</u>	<u>\$ 29,570,563</u>

BEAUFORT COUNTY, SOUTH CAROLINA
 COMBINING SCHEDULE OF REVENUES, EXPENDITURES AND CHANGES IN
 FUND BALANCE - BUDGET AND ACTUAL
 ALL NONMAJOR SPECIAL REVENUE FUNDS
 For the Year Ended June 30, 2013

	General Government Programs		
	Final Budget	Actual	Variance Positive (Negative)
Revenues			
Property Taxes	\$ 6,771,087	\$ 6,848,242	\$ 77,155
Licenses and Permits	4,188,146	3,875,271	(312,875)
Intergovernmental	1,779,900	1,642,667	(137,233)
Charge for Services	1,086,935	1,072,152	(14,783)
Fines and Forfeitures	4,000	3,400	(600)
Interest	44,163	(20,839)	(65,002)
Miscellaneous	<u>648,797</u>	<u>566,430</u>	<u>(82,367)</u>
Total Revenues	<u>14,523,028</u>	<u>13,987,323</u>	<u>(535,705)</u>
Expenditures			
General Government	4,901,920	4,116,429	785,491
Capital	<u>11,200</u>	<u>6,040</u>	<u>5,160</u>
Total Expenditures	<u>4,913,120</u>	<u>4,122,469</u>	<u>790,651</u>
Excess (deficiency) of revenues over expenditures	9,609,908	9,864,854	254,946
Other Financing Sources (Uses)			
Transfers In	341,302	643,561	302,259
Transfers Out	<u>(9,525,643)</u>	<u>(9,841,433)</u>	<u>(315,790)</u>
Total Other Financing Sources (Uses)	<u>(9,184,341)</u>	<u>(9,197,872)</u>	<u>(13,531)</u>
Net Change in Fund Balance	425,567	666,982	241,415
Fund Balance - beginning	<u>12,003,877</u>	<u>12,003,877</u>	<u>-</u>
Fund Balance - ending	<u>\$ 12,429,444</u>	<u>\$ 12,670,859</u>	<u>\$ 241,415</u>

BEAUFORT COUNTY, SOUTH CAROLINA
COMBINING SCHEDULE OF REVENUES, EXPENDITURES AND CHANGES IN
FUND BALANCE - BUDGET AND ACTUAL
ALL NONMAJOR SPECIAL REVENUE FUNDS
For the Year Ended June 30, 2013

	Public Safety Programs		
	Final Budget	Actual	Variance Positive (Negative)
Revenues			
Licenses and Permits	\$ 21,200	\$ 25,450	\$ 4,250
Intergovernmental	1,970,342	2,008,460	38,118
Charge for Services	2,454,100	2,336,432	(117,668)
Fines and Forfeitures	165,500	146,533	(18,967)
Interest	3,680	2,876	(804)
Miscellaneous	<u>185,459</u>	<u>204,285</u>	<u>18,826</u>
Total Revenues	<u>4,800,281</u>	<u>4,724,036</u>	<u>(76,245)</u>
Expenditures			
Public Safety	2,504,187	2,607,283	(103,096)
Capital	<u>1,236,277</u>	<u>495,061</u>	<u>741,216</u>
Total Expenditures	<u>3,740,464</u>	<u>3,102,344</u>	<u>638,120</u>
Excess (deficiency) of revenues over expenditures	1,059,817	1,621,692	561,875
Other Financing Sources (Uses)			
Transfers In	333,203	416,217	83,014
Transfers Out	<u>(85,500)</u>	<u>(150,691)</u>	<u>(65,191)</u>
Total Other Financing Sources (Uses)	<u>247,703</u>	<u>265,526</u>	<u>17,823</u>
Net Change in Fund Balance	1,307,520	1,887,218	579,698
Fund Balance - beginning	<u>2,583,523</u>	<u>2,583,523</u>	<u>-</u>
Fund Balance - ending	<u>\$ 3,891,043</u>	<u>\$ 4,470,741</u>	<u>\$ 579,698</u>

BEAUFORT COUNTY, SOUTH CAROLINA
 COMBINING SCHEDULE OF REVENUES, EXPENDITURES AND CHANGES IN
 FUND BALANCE - BUDGET AND ACTUAL
 ALL NONMAJOR SPECIAL REVENUE FUNDS
 For the Year Ended June 30, 2013

	Public Works Programs		
	Final Budget	Actual	Variance Positive (Negative)
Revenues			
Licenses and Permits	\$ 2,315,000	\$ 2,916,506	\$ 601,506
Intergovernmental	1,290,523	1,987,545	697,022
Charge for Services	1,108,008	1,361,945	253,937
Interest	6,100	10,843	4,743
Miscellaneous	<u>12,120</u>	<u>12,155</u>	<u>35</u>
Total Revenues	<u>4,731,751</u>	<u>6,288,994</u>	<u>1,557,243</u>
Expenditures			
Public Works	239,190	3,874,602	(3,635,412)
Capital	<u>4,385,723</u>	<u>1,222,496</u>	<u>3,163,227</u>
Total Expenditures	<u>4,624,913</u>	<u>5,097,098</u>	<u>(472,185)</u>
Excess (deficiency) of revenues over expenditures	106,838	1,191,896	1,085,058
Other Financing Sources (Uses)			
Transfers In	36,530	326,985	290,455
Transfers Out	<u>(2,330,068)</u>	<u>(2,955,315)</u>	<u>(625,247)</u>
Total Other Financing Sources (Uses)	<u>(2,293,538)</u>	<u>(2,628,330)</u>	<u>(334,792)</u>
Net Change in Fund Balance	(2,186,700)	(1,436,434)	750,266
Fund Balance - beginning	<u>6,611,380</u>	<u>6,611,380</u>	<u>-</u>
Fund Balance - ending	<u>\$ 4,424,680</u>	<u>\$ 5,174,946</u>	<u>\$ 750,266</u>

BEAUFORT COUNTY, SOUTH CAROLINA
 COMBINING SCHEDULE OF REVENUES, EXPENDITURES AND CHANGES IN
 FUND BALANCE - BUDGET AND ACTUAL
 ALL NONMAJOR SPECIAL REVENUE FUNDS
 For the Year Ended June 30, 2013

	Public Health - Alcohol and Drug Programs		
	Final Budget	Actual	Variance Positive (Negative)
Revenues			
Intergovernmental	\$ 670,718	\$ 659,021	\$ (11,697)
Charge for Services	235,013	243,607	8,594
Interest	-	115	115
Miscellaneous	-	500	500
Total Revenues	<u>905,731</u>	<u>903,243</u>	<u>(2,488)</u>
Expenditures			
Public Health	1,267,831	1,193,095	74,736
Capital	<u>23,500</u>	<u>26,081</u>	<u>(2,581)</u>
Total Expenditures	<u>1,291,331</u>	<u>1,219,176</u>	<u>72,155</u>
Excess (deficiency) of revenues over expenditures	(385,600)	(315,933)	69,667
Other Financing Sources (Uses)			
Transfers In	350,000	445,000	95,000
Transfers Out	-	<u>(95,000)</u>	<u>(95,000)</u>
Total Other Financing Sources (Uses)	<u>350,000</u>	<u>350,000</u>	<u>-</u>
Net Change in Fund Balance	(35,600)	34,067	69,667
Fund Balance - beginning	<u>83,429</u>	<u>83,429</u>	<u>-</u>
Fund Balance - ending	<u>\$ 47,829</u>	<u>\$ 117,496</u>	<u>\$ 69,667</u>

BEAUFORT COUNTY, SOUTH CAROLINA
COMBINING SCHEDULE OF REVENUES, EXPENDITURES AND CHANGES IN
FUND BALANCE - BUDGET AND ACTUAL
ALL NONMAJOR SPECIAL REVENUE FUNDS
For the Year Ended June 30, 2013

	Public Health-Disabilities and Special Needs Programs		
	Final Budget	Actual	Variance Positive (Negative)
Revenues			
Intergovernmental	\$ 4,002,577	\$ 4,293,042	\$ 290,465
Charge for Services	274,804	269,029	(5,775)
Interest	-	345	345
Miscellaneous	102,486	94,034	(8,452)
Total Revenues	<u>4,379,867</u>	<u>4,656,450</u>	<u>276,583</u>
Expenditures			
Public Health	6,192,917	5,974,415	218,502
Capital	80,000	1,121	78,879
Total Expenditures	<u>6,272,917</u>	<u>5,975,536</u>	<u>297,381</u>
Excess (deficiency) of revenues over expenditures	(1,893,050)	(1,319,086)	573,964
Other Financing Sources (Uses)			
Transfers In	1,788,100	2,421,100	633,000
Transfers Out	(8,100)	(721,100)	(713,000)
Total Other Financing Sources (Uses)	<u>1,780,000</u>	<u>1,700,000</u>	<u>(80,000)</u>
Net Change in Fund Balance	(113,050)	380,914	493,964
Fund Balance - beginning	<u>51,164</u>	<u>51,164</u>	<u>-</u>
Fund Balance - ending	<u>\$ (61,886)</u>	<u>\$ 432,078</u>	<u>\$ 493,964</u>

BEAUFORT COUNTY, SOUTH CAROLINA
 COMBINING SCHEDULE OF REVENUES, EXPENDITURES AND CHANGES IN
 FUND BALANCE - BUDGET AND ACTUAL
 ALL NONMAJOR SPECIAL REVENUE FUNDS
 For the Year Ended June 30, 2013

	Public Welfare Programs		
	Final Budget	Actual	Variance Positive (Negative)
Revenues			
Intergovernmental	\$ 1,057,000	\$ 700,980	\$ (356,020)
Charge for Services	40,200	64,283	24,083
Miscellaneous	14,000	16,420	2,420
Total Revenues	<u>1,111,200</u>	<u>781,683</u>	<u>(329,517)</u>
Expenditures			
Public Welfare	<u>1,527,108</u>	<u>1,092,632</u>	<u>434,476</u>
Total Expenditures	<u>1,527,108</u>	<u>1,092,632</u>	<u>434,476</u>
Excess (deficiency) of revenues over expenditures	(415,908)	(310,949)	104,959
Other Financing Sources (Uses)			
Transfers In	<u>390,000</u>	<u>390,000</u>	-
Total Other Financing Sources (Uses)	<u>390,000</u>	<u>390,000</u>	-
Net Change in Fund Balance	(25,908)	79,051	104,959
Fund Balance - beginning	<u>90,470</u>	<u>90,470</u>	-
Fund Balance - ending	<u>\$ 64,562</u>	<u>\$ 169,521</u>	<u>\$ 104,959</u>

BEAUFORT COUNTY, SOUTH CAROLINA
 COMBINING SCHEDULE OF REVENUES, EXPENDITURES AND CHANGES IN
 FUND BALANCE - BUDGET AND ACTUAL
 ALL NONMAJOR SPECIAL REVENUE FUNDS
 For the Year Ended June 30, 2013

	Cultural and Recreation Programs		
	Final Budget	Actual	Variance Positive (Negative)
Revenues			
Licenses and Permits	\$ 719,450	\$ 1,071,499	\$ 352,049
Intergovernmental	415,753	567,919	152,166
Charge for Services	18,000	23,043	5,043
Interest	9,325	4,364	(4,961)
Miscellaneous	<u>5,297</u>	<u>11,417</u>	<u>6,120</u>
Total Revenues	<u>1,167,825</u>	<u>1,678,242</u>	<u>510,417</u>
Expenditures			
Cultural and Recreation	647,793	2,112,331	(1,464,538)
Capital	<u>817,005</u>	<u>419,534</u>	<u>397,471</u>
Total Expenditures	<u>1,464,798</u>	<u>2,531,865</u>	<u>(1,067,067)</u>
Excess (deficiency) of revenues over expenditures	(296,973)	(853,623)	(556,650)
Other Financing Sources (Uses)			
Transfers In	472,338	1,901,908	1,429,570
Transfers Out	<u>(1,213,434)</u>	<u>(1,213,434)</u>	<u>-</u>
Total Other Financing Sources (Uses)	<u>(741,096)</u>	<u>688,474</u>	<u>1,429,570</u>
Net Change in Fund Balance	(1,038,069)	(165,149)	872,920
Fund Balance - beginning	<u>4,501,993</u>	<u>4,501,993</u>	<u>-</u>
Fund Balance - ending	<u>\$ 3,463,924</u>	<u>\$ 4,336,844</u>	<u>\$ 872,920</u>

BEAUFORT COUNTY, SOUTH CAROLINA
 COMBINING SCHEDULE OF REVENUES, EXPENDITURES AND CHANGES IN
 FUND BALANCE - BUDGET AND ACTUAL
 ALL NONMAJOR SPECIAL REVENUE FUNDS
 For the Year Ended June 30, 2013

	Totals		
	Final Budget	Actual	Variance Positive (Negative)
Revenues			
Property Taxes	\$ 6,771,087	\$ 6,848,242	\$ 77,155
Licenses and Permits	7,243,796	7,888,726	644,930
Intergovernmental	11,186,813	11,859,634	672,821
Charge for Services	5,217,060	5,370,491	153,431
Fines and Forfeitures	169,500	149,933	(19,567)
Interest	63,268	(2,296)	(65,564)
Miscellaneous	<u>968,159</u>	<u>905,241</u>	<u>(62,918)</u>
Total Revenues	<u>31,619,683</u>	<u>33,019,971</u>	<u>1,400,288</u>
Expenditures			
General Government	4,901,920	4,116,429	785,491
Public Safety	2,504,187	2,607,283	(103,096)
Public Works	239,190	3,874,602	(3,635,412)
Public Health	7,460,748	7,167,510	293,238
Public Welfare	1,527,108	1,092,632	434,476
Cultural and Recreation	647,793	2,112,331	(1,464,538)
Capital	<u>6,553,705</u>	<u>2,170,333</u>	<u>4,383,372</u>
Total Expenditures	<u>23,834,651</u>	<u>23,141,120</u>	<u>693,531</u>
Excess (deficiency) of revenues over expenditures	7,785,032	9,878,851	2,093,819
Other Financing Sources (Uses)			
Transfers In	3,711,473	6,544,771	2,833,298
Transfers Out	<u>(13,162,745)</u>	<u>(14,976,973)</u>	<u>(1,814,228)</u>
Total Other Financing Sources (Uses)	<u>(9,451,272)</u>	<u>(8,432,202)</u>	<u>1,019,070</u>
Net Change in Fund Balance	(1,666,240)	1,446,649	3,112,889
Fund Balance - beginning	<u>25,925,836</u>	<u>25,925,836</u>	<u>-</u>
Fund Balance - ending	<u>\$ 24,259,596</u>	<u>\$ 27,372,485</u>	<u>\$ 3,112,889</u>

BEAUFORT COUNTY, SOUTH CAROLINA
 COMBINING BALANCE SHEET
 NONMAJOR SPECIAL REVENUE FUNDS - GENERAL GOVERNMENT GRANTS
 June 30, 2013

	State Accommodations Tax Program	Del Webb Development Agreement	Purchase of Real Property Program	Local Accommodations Tax Program	Local Hospitality Tax Program	Local Admissions Fee Program	Treasurer Execution Fees	Clerk of Court Incentive	Clerk of Court Unit Cost	Employer Group Benefit Trust	Public Defender Trust	Reforestation Trust	Total
ASSETS													
Cash and Equity in Pooled Cash and Investments	\$ 530,057	\$ -	\$ 2,675,679	\$ 2,538,205	\$ 3,435,985	\$ 1,933,261	\$ 660,053	\$ 98,888	\$ -	\$ 262,747	\$ -	\$ 289,494	\$ 12,424,369
Receivables, Net	-	-	228,964	69,871	43,140	18,506	-	-	-	8,115	63,725	-	432,321
Due from Other Governments	81,303	-	11	-	-	-	-	2,408	19,100	-	30,844	-	133,666
Prepaid Items	-	-	-	-	-	-	864	-	-	-	1,464	-	2,328
Total Assets	\$ 611,360	\$ -	\$ 2,904,654	\$ 2,608,076	\$ 3,479,125	\$ 1,951,767	\$ 660,917	\$ 101,296	\$ 19,100	\$ 270,862	\$ 96,033	\$ 289,494	\$ 12,992,684
LIABILITIES													
Accounts Payable	\$ 24,391	\$ -	\$ 3,600	\$ 29	\$ 29	\$ 29	\$ 7,070	\$ -	\$ 13,374	\$ -	\$ 53,973	\$ 3,075	\$ 105,570
Accrued Payroll	-	-	-	950	950	950	12,106	-	5,726	-	42,060	-	62,742
Total liabilities	24,391	-	3,600	979	979	979	19,176	-	19,100	-	96,033	3,075	168,312
DEFERRED INFLOWS OF RESOURCES													
Unavailable revenue - property taxes	-	-	153,513	-	-	-	-	-	-	-	-	-	153,513
Total deferred inflows of resources	-	-	153,513	-	-	-	-	-	-	-	-	-	153,513
FUND BALANCE													
Nonspendable	-	-	-	-	43,140	-	864	-	-	-	1,464	-	45,468
Restricted	586,969	-	2,747,541	2,607,097	3,435,006	1,950,788	640,877	101,296	-	270,862	(1,464)	286,419	12,625,391
Unassigned (Deficit)	-	-	-	-	-	-	-	-	-	-	-	-	-
Total Fund Balance	586,969	-	2,747,541	2,607,097	3,478,146	1,950,788	641,741	101,296	-	270,862	-	286,419	12,670,859
Total liabilities, deferred inflows of resources and fund balances	\$ 611,360	\$ -	\$ 2,904,654	\$ 2,608,076	\$ 3,479,125	\$ 1,951,767	\$ 660,917	\$ 101,296	\$ 19,100	\$ 270,862	\$ 96,033	\$ 289,494	\$ 12,992,684

Sandy Dimke
Beaufort County Resident



BEAUFORT COUNTY, SOUTH CAROLINA
COMBINING SCHEDULE OF REVENUES, EXPENDITURES AND CHANGES IN FUND BALANCES
NONMAJOR SPECIAL REVENUE FUNDS - GENERAL GOVERNMENT GRANTS
For the Year Ended June 30, 2013

	State Accomodations Tax Program		
	Final Budget	Actual	Variance Positive (Negative)
Revenues			
Intergovernmental	\$ 900,000	\$ 724,235	\$ (175,765)
Interest	<u>600</u>	<u>496</u>	<u>(104)</u>
Total Revenues	<u>900,600</u>	<u>724,731</u>	<u>(175,869)</u>
Expenditures			
General Government			
Other	<u>739,500</u>	<u>672,871</u>	<u>66,629</u>
Total Expenditures	<u>739,500</u>	<u>672,871</u>	<u>66,629</u>
Excess (deficiency) of revenues over expenditures	161,100	51,860	(109,240)
Other Financing Sources (Uses)			
Transfers Out	<u>(68,750)</u>	<u>(59,962)</u>	<u>8,788</u>
Total Other Financing Sources (Uses)	<u>(68,750)</u>	<u>(59,962)</u>	<u>8,788</u>
Net Change in Fund Balance	92,350	(8,102)	(100,452)
Fund Deficit at Beginning of Year	<u>595,071</u>	<u>595,071</u>	<u>-</u>
Fund Balance - ending	<u>\$ 687,421</u>	<u>\$ 586,969</u>	<u>\$ (100,452)</u>

BEAUFORT COUNTY, SOUTH CAROLINA
COMBINING SCHEDULE OF REVENUES, EXPENDITURES AND CHANGES IN FUND BALANCES
NONMAJOR SPECIAL REVENUE FUNDS - GENERAL GOVERNMENT GRANTS
For the Year Ended June 30, 2013

	<u>Dell Webb Development Agreement</u>		
	<u>Final Budget</u>	<u>Actual</u>	<u>Variance Positive (Negative)</u>
Revenues			
Charge for Services	\$ -	\$ -	\$ -
Total Revenues	<u>-</u>	<u>-</u>	<u>-</u>
Expenditures			
General Government			
Capital	-	-	-
Total Expenditures	<u>-</u>	<u>-</u>	<u>-</u>
Excess (deficiency) of revenues over expenditures	-	-	-
Other Financing Sources (Uses)			
Transfers Out	<u>(232,321)</u>	<u>(232,321)</u>	<u>-</u>
Total Other Financing Sources (Uses)	<u>(232,321)</u>	<u>(232,321)</u>	<u>-</u>
Net Change in Fund Balance	(232,321)	(232,321)	-
Fund Balance - beginning	<u>232,321</u>	<u>232,321</u>	<u>-</u>
Fund Balance - ending	<u>\$ -</u>	<u>\$ -</u>	<u>\$ -</u>

BEAUFORT COUNTY, SOUTH CAROLINA
COMBINING SCHEDULE OF REVENUES, EXPENDITURES AND CHANGES IN FUND BALANCES
NONMAJOR SPECIAL REVENUE FUNDS - GENERAL GOVERNMENT GRANTS
For the Year Ended June 30, 2013

	Purchase of Real Property Program		
	Final Budget	Actual	Variance Positive (Negative)
Revenues			
Property Taxes	\$ 6,771,087	\$ 6,848,242	\$ 77,155
Intergovernmental	65,500	125,577	60,077
Interest	5,000	2,734	(2,266)
Miscellaneous	<u>11,550</u>	<u>14,282</u>	<u>2,732</u>
Total Revenues	<u>6,853,137</u>	<u>6,990,835</u>	<u>137,698</u>
Expenditures			
General Government			
Purchased Services	<u>276,987</u>	<u>171,137</u>	<u>105,850</u>
Total Expenditures	<u>276,987</u>	<u>171,137</u>	<u>105,850</u>
Excess (deficiency) of revenues over expenditures	6,576,150	6,819,698	243,548
Other Financing Sources (Uses)			
Transfers Out	<u>(6,274,572)</u>	<u>(6,274,571)</u>	<u>1</u>
Total Other Financing Sources (Uses)	<u>(6,274,572)</u>	<u>(6,274,571)</u>	<u>1</u>
Net Change in Fund Balance	301,578	545,127	243,549
Fund Balance - beginning	<u>2,202,414</u>	<u>2,202,414</u>	<u>-</u>
Fund Balance - ending	<u>\$ 2,503,992</u>	<u>\$ 2,747,541</u>	<u>\$ 243,549</u>

BEAUFORT COUNTY, SOUTH CAROLINA
 COMBINING SCHEDULE OF REVENUES, EXPENDITURES AND CHANGES IN FUND BALANCES
 NONMAJOR SPECIAL REVENUE FUNDS - GENERAL GOVERNMENT GRANTS
 For the Year Ended June 30, 2013

	Local Accomodations Tax Program		
	Final Budget	Actual	Variance Positive (Negative)
Revenues			
Licenses and Permits	\$ 925,000	\$ 948,991	\$ 23,991
Interest	<u>3,500</u>	<u>2,625</u>	<u>(875)</u>
Total Revenues	<u>928,500</u>	<u>951,616</u>	<u>23,116</u>
Expenditures			
General Government			
Personnel	55,606	46,589	9,017
Purchased Services	9,565	2,967	6,598
Supplies	1,175	374	801
Other	<u>420,000</u>	<u>350,000</u>	<u>70,000</u>
Total Expenditures	<u>486,346</u>	<u>399,930</u>	<u>86,416</u>
Excess (deficiency) of revenues over expenditures	442,154	551,686	109,532
Other Financing Sources (Uses)			
Transfers Out	<u>-</u>	<u>(271,579)</u>	<u>(271,579)</u>
Total Other Financing Sources (Uses)	<u>-</u>	<u>(271,579)</u>	<u>(271,579)</u>
Net Change in Fund Balance	442,154	280,107	(162,047)
Fund Balance - beginning	<u>2,326,990</u>	<u>2,326,990</u>	<u>-</u>
Fund Balance - ending	<u>\$ 2,769,144</u>	<u>\$ 2,607,097</u>	<u>\$ (162,047)</u>

BEAUFORT COUNTY, SOUTH CAROLINA
COMBINING SCHEDULE OF REVENUES, EXPENDITURES AND CHANGES IN FUND BALANCES
NONMAJOR SPECIAL REVENUE FUNDS - GENERAL GOVERNMENT GRANTS
For the Year Ended June 30, 2013

	Local Hospitality Tax Program		
	Final Budget	Actual	Variance Positive (Negative)
Revenues			
Licenses and Permits	\$ 1,690,000	\$ 1,675,677	\$ (14,323)
Interest	<u>30,000</u>	<u>(30,294)</u>	<u>(60,294)</u>
Total Revenues	<u>1,720,000</u>	<u>1,645,383</u>	<u>(74,617)</u>
Expenditures			
General Government			
Personnel	55,606	45,946	9,660
Purchased Services	4,565	2,948	1,617
Supplies	<u>1,975</u>	<u>374</u>	<u>1,601</u>
Total Expenditures	<u>62,146</u>	<u>49,268</u>	<u>12,878</u>
Excess (deficiency) of revenues over expenditures	1,657,854	1,596,115	(61,739)
Other Financing Sources (Uses)			
Transfers Out	<u>(1,200,000)</u>	<u>(1,200,000)</u>	<u>-</u>
Total Other Financing Sources (Uses)	<u>(1,200,000)</u>	<u>(1,200,000)</u>	<u>-</u>
Net Change in Fund Balance	457,854	396,115	(61,739)
Fund Balance - beginning	<u>3,082,031</u>	<u>3,082,031</u>	<u>-</u>
Fund Balance - ending	<u>\$ 3,539,885</u>	<u>\$ 3,478,146</u>	<u>\$ (61,739)</u>

BEAUFORT COUNTY, SOUTH CAROLINA
COMBINING SCHEDULE OF REVENUES, EXPENDITURES AND CHANGES IN FUND BALANCES
NONMAJOR SPECIAL REVENUE FUNDS - GENERAL GOVERNMENT GRANTS
For the Year Ended June 30, 2013

	Local Admissions Fee Program		
	Final Budget	Actual	Variance Positive (Negative)
Revenues			
Licenses and Permits	\$ 1,573,146	\$ 1,250,603	\$ (322,543)
Interest	<u>4,000</u>	<u>2,128</u>	<u>(1,872)</u>
Total Revenues	<u>1,577,146</u>	<u>1,252,731</u>	<u>(324,415)</u>
Expenditures			
General Government			
Personnel	55,606	45,946	9,660
Purchased Services	19,565	2,941	16,624
Supplies	<u>1,975</u>	<u>374</u>	<u>1,601</u>
Total Expenditures	<u>77,146</u>	<u>49,261</u>	<u>27,885</u>
Excess (deficiency) of revenues over expenditures	1,500,000	1,203,470	(296,530)
Other Financing Sources (Uses)			
Transfers Out	<u>(1,500,000)</u>	<u>(1,500,000)</u>	<u>-</u>
Total Other Financing Sources (Uses)	<u>(1,500,000)</u>	<u>(1,500,000)</u>	<u>-</u>
Net Change in Fund Balance	-	(296,530)	(296,530)
Fund Balance - beginning	<u>2,247,318</u>	<u>2,247,318</u>	<u>-</u>
Fund Balance - ending	<u>\$ 2,247,318</u>	<u>\$ 1,950,788</u>	<u>\$ (296,530)</u>

BEAUFORT COUNTY, SOUTH CAROLINA
 COMBINING SCHEDULE OF REVENUES, EXPENDITURES AND CHANGES IN FUND BALANCES
 NONMAJOR SPECIAL REVENUE FUNDS - GENERAL GOVERNMENT GRANTS
 For the Year Ended June 30, 2013

	Treasurer Execution Fees		
	Final Budget	Actual	Variance Positive (Negative)
Revenues			
Charge for Services	\$ 1,086,935	\$ 1,072,152	\$ (14,783)
Interest	-	645	645
Miscellaneous	-	6,322	6,322
Total Revenues	<u>1,086,935</u>	<u>1,079,119</u>	<u>(7,816)</u>
Expenditures			
General Government			
Personnel	551,475	445,534	105,941
Purchased Services	468,460	357,659	110,801
Supplies	62,000	9,955	52,045
Capital	5,000	-	5,000
Other	-	10,955	(10,955)
Total Expenditures	<u>1,086,935</u>	<u>824,103</u>	<u>262,832</u>
Excess (deficiency) of revenues over expenditures	-	255,016	255,016
Other Financing Sources (Uses)			
Transfers In	41,302	41,302	-
Transfers Out	(250,000)	(303,000)	(53,000)
Total Other Financing Sources (Uses)	<u>(208,698)</u>	<u>(261,698)</u>	<u>(53,000)</u>
Net Change in Fund Balance	(208,698)	(6,682)	202,016
Fund Balance - beginning	<u>648,423</u>	<u>648,423</u>	<u>-</u>
Fund Balance - ending	<u>\$ 439,725</u>	<u>\$ 641,741</u>	<u>\$ 202,016</u>

BEAUFORT COUNTY, SOUTH CAROLINA
 COMBINING SCHEDULE OF REVENUES, EXPENDITURES AND CHANGES IN FUND BALANCES
 NONMAJOR SPECIAL REVENUE FUNDS - GENERAL GOVERNMENT GRANTS
 For the Year Ended June 30, 2013

	Clerk of Court Incentives		
	Final Budget	Actual	Variance Positive (Negative)
Revenues			
Intergovernmental	\$ 38,000	\$ 29,158	\$ (8,842)
Interest	<u>-</u>	<u>89</u>	<u>89</u>
Total Revenues	<u>38,000</u>	<u>29,247</u>	<u>(8,753)</u>
Expenditures			
General Government			
Capital	<u>6,200</u>	<u>6,040</u>	<u>160</u>
Total Expenditures	<u>6,200</u>	<u>6,040</u>	<u>160</u>
Excess (deficiency) of revenues over expenditures	31,800	23,207	(8,593)
Other Financing Sources (Uses)			
Transfers In	<u>-</u>	<u>-</u>	<u>-</u>
Total Other Financing Sources (Uses)	<u>-</u>	<u>-</u>	<u>-</u>
Net Change in Fund Balance	31,800	23,207	(8,593)
Fund Deficit at Beginning of Year	<u>78,089</u>	<u>78,089</u>	<u>-</u>
Fund Balance - ending	<u>\$ 109,889</u>	<u>\$ 101,296</u>	<u>\$ (8,593)</u>

BEAUFORT COUNTY, SOUTH CAROLINA
 COMBINING SCHEDULE OF REVENUES, EXPENDITURES AND CHANGES IN FUND BALANCES
 NONMAJOR SPECIAL REVENUE FUNDS - GENERAL GOVERNMENT GRANTS
 For the Year Ended June 30, 2013

	Clerk of Court Unit Cost		
	Final Budget	Actual	Variance Positive (Negative)
Revenues			
Intergovernmental	\$ 310,000	\$ 250,805	\$ (59,195)
Interest	563	-	(563)
Miscellaneous	<u>3,747</u>	<u>-</u>	<u>(3,747)</u>
Total Revenues	<u>314,310</u>	<u>250,805</u>	<u>(63,505)</u>
Expenditures			
General Government			
Personnel	189,000	194,837	(5,837)
Purchased Services	52,220	39,316	12,904
Supplies	3,090	3,232	(142)
Other	<u>70,000</u>	<u>13,420</u>	<u>56,580</u>
Total Expenditures	<u>314,310</u>	<u>250,805</u>	<u>63,505</u>
Excess (deficiency) of revenues over expenditures	-	-	-
Other Financing Sources (Uses)			
Transfers Out	<u>-</u>	<u>-</u>	<u>-</u>
Total Other Financing Sources (Uses)	<u>-</u>	<u>-</u>	<u>-</u>
Net Change in Fund Balance	-	-	-
Fund Balance - beginning	<u>-</u>	<u>-</u>	<u>-</u>
Fund Balance - ending	<u>\$ -</u>	<u>\$ -</u>	<u>\$ -</u>

BEAUFORT COUNTY, SOUTH CAROLINA
 COMBINING SCHEDULE OF REVENUES, EXPENDITURES AND CHANGES IN FUND BALANCES
 NONMAJOR SPECIAL REVENUE FUNDS - GENERAL GOVERNMENT GRANTS
 For the Year Ended June 30, 2013

	Employer Group Benefit Trust		
	Final Budget	Actual	Variance Positive (Negative)
Revenues			
Interest	\$ -	\$ 282	\$ 282
Miscellaneous	<u>300,000</u>	<u>212,425</u>	<u>(87,575)</u>
Total Revenues	<u>300,000</u>	<u>212,707</u>	<u>(87,293)</u>
Expenditures			
General Government			
Other	<u>300,000</u>	<u>221,433</u>	<u>78,567</u>
Total Expenditures	<u>300,000</u>	<u>221,433</u>	<u>78,567</u>
Excess (deficiency) of revenues over expenditures	-	(8,726)	(8,726)
Other Financing Sources (Uses)			
Transfers In	<u>-</u>	<u>-</u>	<u>-</u>
Total Other Financing Sources (Uses)	<u>-</u>	<u>-</u>	<u>-</u>
Net Change in Fund Balance	-	(8,726)	(8,726)
Fund Balance - beginning	<u>279,588</u>	<u>279,588</u>	<u>-</u>
Fund Balance - ending	<u>\$ 279,588</u>	<u>\$ 270,862</u>	<u>\$ (8,726)</u>

BEAUFORT COUNTY, SOUTH CAROLINA
COMBINING SCHEDULE OF REVENUES, EXPENDITURES AND CHANGES IN FUND BALANCES
NONMAJOR SPECIAL REVENUE FUNDS - GENERAL GOVERNMENT GRANTS
For the Year Ended June 30, 2013

	Public Defender Trust		
	Final Budget	Actual	Variance Positive (Negative)
Revenues			
Intergovernmental	\$ 466,400	\$ 512,892	\$ 46,492
Interest	500	155	(345)
Miscellaneous	<u>333,500</u>	<u>333,401</u>	<u>(99)</u>
Total Revenues	<u>800,400</u>	<u>846,448</u>	<u>46,048</u>
Expenditures			
General Government			
Personnel	1,449,800	1,385,459	64,341
Purchased Services	58,600	63,511	(4,911)
Supplies	13,800	12,551	1,249
Capital	-	-	-
Total Expenditures	<u>1,522,200</u>	<u>1,461,521</u>	<u>60,679</u>
Excess (deficiency) of revenues over expenditures	(721,800)	(615,073)	106,727
Other Financing Sources (Uses)			
Transfers In	<u>300,000</u>	<u>602,259</u>	<u>302,259</u>
Total Other Financing Sources (Uses)	<u>300,000</u>	<u>602,259</u>	<u>302,259</u>
Net Change in Fund Balance	(421,800)	(12,814)	408,986
Fund Balance - beginning	<u>12,814</u>	<u>12,814</u>	<u>-</u>
Fund Balance - ending	<u>\$ (408,986)</u>	<u>\$ -</u>	<u>\$ 408,986</u>

BEAUFORT COUNTY, SOUTH CAROLINA
COMBINING SCHEDULE OF REVENUES, EXPENDITURES AND CHANGES IN FUND BALANCES
NONMAJOR SPECIAL REVENUE FUNDS - GENERAL GOVERNMENT GRANTS
For the Year Ended June 30, 2013

	Reforestation Trust		
	Final Budget	Actual	Variance Positive (Negative)
Revenues			
Fines and Forfeitures	\$ 4,000	\$ 3,400	\$ (600)
Interest	-	301	301
Total Revenues	<u>4,000</u>	<u>3,701</u>	<u>(299)</u>
Expenditures			
General Government			
Purchased Services	<u>41,350</u>	<u>16,100</u>	<u>25,250</u>
Total Expenditures	<u>41,350</u>	<u>16,100</u>	<u>25,250</u>
Excess (deficiency) of revenues over expenditures	(37,350)	(12,399)	24,951
Other Financing Sources (Uses)			
Transfers In	-	-	-
Total Other Financing Sources (Uses)	-	-	-
Net Change in Fund Balance	(37,350)	(12,399)	24,951
Fund Balance - beginning	<u>298,818</u>	<u>298,818</u>	<u>-</u>
Fund Balance - ending	<u>\$ 261,468</u>	<u>\$ 286,419</u>	<u>\$ 24,951</u>

BEAUFORT COUNTY, SOUTH CAROLINA
 COMBINING SCHEDULE OF REVENUES, EXPENDITURES AND CHANGES IN FUND BALANCES
 NONMAJOR SPECIAL REVENUE FUNDS - GENERAL GOVERNMENT GRANTS
 For the Year Ended June 30, 2013

	Total		Variance Positive (Negative)
	Final Budget	Actual	
Revenues			
Property Taxes	\$ 6,771,087	\$ 6,848,242	\$ 77,155
Licenses and Permits	4,188,146	3,875,271	(312,875)
Intergovernmental	1,779,900	1,642,667	(137,233)
Charge for Services	1,086,935	1,072,152	(14,783)
Fines and Forfeitures	4,000	3,400	(600)
Interest	44,163	(20,839)	(65,002)
Miscellaneous	<u>648,797</u>	<u>566,430</u>	<u>(82,367)</u>
Total Revenues	<u>14,523,028</u>	<u>13,987,323</u>	<u>(535,705)</u>
Expenditures			
General Government			
Personnel	2,357,093	2,164,311	192,782
Purchased Services	931,312	656,579	274,733
Supplies	84,015	26,860	57,155
Capital	11,200	6,040	5,160
Other	<u>1,529,500</u>	<u>1,268,679</u>	<u>260,821</u>
Total Expenditures	<u>4,913,120</u>	<u>4,122,469</u>	<u>790,651</u>
Excess (deficiency) of revenues over expenditures	9,609,908	9,864,854	254,946
Other Financing Sources (Uses)			
Transfers In	341,302	643,561	302,259
Transfers Out	<u>(9,525,643)</u>	<u>(9,841,433)</u>	<u>(315,790)</u>
Total Other Financing Sources (Uses)	<u>(9,184,341)</u>	<u>(9,197,872)</u>	<u>(13,531)</u>
Net Change in Fund Balance	425,567	666,982	241,415
Fund Balance - beginning	<u>12,003,877</u>	<u>12,003,877</u>	<u>-</u>
Fund Balance - ending	<u>\$ 12,429,444</u>	<u>\$ 12,670,859</u>	<u>\$ 241,415</u>



Tom Lehrer
Beaufort County Resident

BEAUFORT COUNTY, SOUTH CAROLINA
COMBINING BALANCE SHEET
NONMAJOR SPECIAL REVENUE FUNDS - PUBLIC SAFETY GRANTS
June 30, 2013

	E-911 Telephone Program	Radio Equipment	Public Safety Grant	Emergency Medical Services Grant	Emergency Medical Services Donations	Highway 170 Program	Victims Assistance Program	Sheriff's Special Program	School Resource Officer Program	Sheriff's Grant Program	Sheriff's Alzheimer's Program	Sheriffs Restricted Drug Award Trust
ASSETS												
Cash and Equity in Pooled Cash and Investments	\$ 3,366,175	\$ 134,640	\$ -	\$ 8,468	\$ 3,018	\$ -	\$ -	\$ -	\$ 138,660	\$ 15,350	\$ 51	\$ 125,632
Receivables, Net	56,063	-	445,938	-	-	-	14,873	35,099	-	19,541	-	-
Due from Other Governments	212,850	-	-	-	-	-	-	-	-	-	-	-
Prepaid Items	14,067	-	-	-	-	-	1,339	-	4,204	795	-	-
Total Assets	\$ 3,649,155	\$ 134,640	\$ 445,938	\$ 8,468	\$ 3,018	\$ -	\$ 16,212	\$ 35,099	\$ 142,864	\$ 35,686	\$ 51	\$ 125,632
LIABILITIES												
Accounts Payable	\$ 94,427	\$ -	\$ 413,440	\$ -	\$ -	\$ -	\$ 4,941	\$ 37,486	\$ -	\$ 38	\$ -	\$ 9,881
Accrued Payroll	5,461	-	-	-	-	-	11,271	(6,076)	18,309	608	-	-
Due to Others	-	-	-	-	-	-	-	-	-	-	-	-
Total Liabilities	99,888	-	413,440	-	-	-	16,212	31,410	18,309	646	-	9,881
FUND BALANCE												
Nonspendable	14,067	-	-	-	-	-	1,339	-	4,204	795	-	-
Restricted	3,535,200	134,640	32,498	8,468	-	-	(1,339)	3,689	120,351	34,245	51	115,751
Committed	-	-	-	-	3,018	-	-	-	-	-	-	-
Total Fund Balance	3,549,267	134,640	32,498	8,468	3,018	-	-	3,689	124,555	35,040	51	115,751
Total Liabilities and Fund Balance	\$ 3,649,155	\$ 134,640	\$ 445,938	\$ 8,468	\$ 3,018	\$ -	\$ 16,212	\$ 35,099	\$ 142,864	\$ 35,686	\$ 51	\$ 125,632



Josh Whiteside
Beaufort County Resident

BEAUFORT COUNTY, SOUTH CAROLINA
 COMBINING BALANCE SHEET
 NONMAJOR SPECIAL REVENUE FUNDS - PUBLIC SAFETY GRANTS
 June 30, 2013

	Sheriff's Drug Seizure Trust	Sheriff's Family Court Trust	Detention Center Trust	Detention Center Alien Assistance	Animal Shelter Memorial	Animal Shelter Spay/Neuter	Animal Shelter Cat Adoption Center	Hazardous Materials Trust	Logistics Team	Sheriff ICE	Sheriff DNA Grant	Total
ASSETS												
Cash and Equity in Pooled Cash and Investments	\$ 706,860	\$ 40,667	\$ 63,991	\$ 46,031	\$ 13,582	\$ 7,760	\$ 2,005	\$ 49,222	\$ 15,148	\$ 1,937	\$ -	\$ 4,739,197
Receivables, Net	-	-	3,032	-	-	-	-	23,465	-	-	-	598,011
Due from Other Governments	-	2,789	-	-	-	-	-	-	-	-	-	215,639
Prepaid Items	-	-	819	-	-	-	-	-	-	-	-	21,224
Total Assets	<u>\$ 706,860</u>	<u>\$ 43,456</u>	<u>\$ 67,842</u>	<u>\$ 46,031</u>	<u>\$ 13,582</u>	<u>\$ 7,760</u>	<u>\$ 2,005</u>	<u>\$ 72,687</u>	<u>\$ 15,148</u>	<u>\$ 1,937</u>	<u>\$ -</u>	<u>\$ 5,574,071</u>
LIABILITIES												
Accounts Payable	\$ 485,621	\$ -	\$ 2,859	\$ -	\$ 343	\$ -	\$ 2,005	\$ 1,005	\$ -	\$ -	\$ -	\$ 1,052,046
Accrued Payroll	-	-	-	-	-	-	-	-	-	-	-	29,573
Due to Others	4,320	-	15,454	-	-	-	-	-	-	1,937	-	21,711
Total Liabilities	<u>489,941</u>	<u>-</u>	<u>18,313</u>	<u>-</u>	<u>343</u>	<u>-</u>	<u>2,005</u>	<u>1,005</u>	<u>-</u>	<u>1,937</u>	<u>-</u>	<u>1,103,330</u>
FUND BALANCE												
Nonspendable	-	-	819	-	-	-	-	-	-	-	-	21,224
Restricted	216,919	43,456	48,710	46,031	13,239	7,760	-	71,682	15,148	-	-	4,446,499
Committed	-	-	-	-	-	-	-	-	-	-	-	3,018
Total Fund Balance	<u>216,919</u>	<u>43,456</u>	<u>49,529</u>	<u>46,031</u>	<u>13,239</u>	<u>7,760</u>	<u>-</u>	<u>71,682</u>	<u>15,148</u>	<u>-</u>	<u>-</u>	<u>4,470,741</u>
Total Liabilities and Fund Balance	<u>\$ 706,860</u>	<u>\$ 43,456</u>	<u>\$ 67,842</u>	<u>\$ 46,031</u>	<u>\$ 13,582</u>	<u>\$ 7,760</u>	<u>\$ 2,005</u>	<u>\$ 72,687</u>	<u>\$ 15,148</u>	<u>\$ 1,937</u>	<u>\$ -</u>	<u>\$ 5,574,071</u>

Justin Casuh
Beaufort County Resident



BEAUFORT COUNTY, SOUTH CAROLINA
COMBINING SCHEDULE OF REVENUES, EXPENDITURES AND CHANGES IN FUND BALANCES
NONMAJOR SPECIAL REVENUE FUNDS - PUBLIC SAFETY GRANTS
For the Year Ended June 30, 2013

	E-911 Telephone Program		
	Final Budget	Actual	Variance Positive (Negative)
Revenues			
Intergovernmental	\$ 460,000	\$ 628,248	\$ 168,248
Charge for Services	2,454,100	2,125,620	(328,480)
Interest	<u>3,500</u>	<u>2,286</u>	<u>(1,214)</u>
Total Revenues	<u>2,917,600</u>	<u>2,756,154</u>	<u>(161,446)</u>
Expenditures			
Public Safety			
Personnel	224,038	216,402	7,636
Purchased Services	468,650	357,623	111,027
Supplies	10,500	28,484	(17,984)
Capital	617,162	-	617,162
Other	<u>139,099</u>	<u>140,328</u>	<u>(1,229)</u>
Total Expenditures	<u>1,459,449</u>	<u>742,837</u>	<u>716,612</u>
Excess (deficiency) of revenues over expenditures	1,458,151	2,013,317	555,166
Other Financing Sources (Uses)			
Transfers In	<u>-</u>	<u>-</u>	<u>-</u>
Total Other Financing Sources (Uses)	<u>-</u>	<u>-</u>	<u>-</u>
Net Change in Fund Balance	1,458,151	2,013,317	555,166
Fund Balance - beginning	<u>1,535,950</u>	<u>1,535,950</u>	<u>-</u>
Fund Balance - ending	<u>\$ 2,994,101</u>	<u>\$ 3,549,267</u>	<u>\$ 555,166</u>

BEAUFORT COUNTY, SOUTH CAROLINA
 COMBINING SCHEDULE OF REVENUES, EXPENDITURES AND CHANGES IN FUND BALANCES
 NONMAJOR SPECIAL REVENUE FUNDS - PUBLIC SAFETY GRANTS
 For the Year Ended June 30, 2013

	Radio Equipment		
	Final Budget	Actual	Variance Positive (Negative)
Revenues			
Miscellaneous	\$ 15,000	\$ -	\$ (15,000)
Total Revenues	<u>15,000</u>	<u>-</u>	<u>(15,000)</u>
Expenditures			
Public Safety			
Capital	<u>15,000</u>	<u>-</u>	<u>15,000</u>
Other	<u>-</u>	<u>-</u>	<u>-</u>
Total Expenditures	<u>15,000</u>	<u>-</u>	<u>15,000</u>
Excess (deficiency) of revenues over expenditures	-	-	-
Other Financing Sources (Uses)			
Transfers In	<u>-</u>	<u>-</u>	<u>-</u>
Total Other Financing Sources (Uses)	<u>-</u>	<u>-</u>	<u>-</u>
Net Change in Fund Balance	-	-	-
Fund Balance - beginning	<u>134,640</u>	<u>134,640</u>	<u>-</u>
Fund Balance - ending	<u>\$ 134,640</u>	<u>\$ 134,640</u>	<u>\$ -</u>

BEAUFORT COUNTY, SOUTH CAROLINA
COMBINING SCHEDULE OF REVENUES, EXPENDITURES AND CHANGES IN FUND BALANCES
NONMAJOR SPECIAL REVENUE FUNDS - PUBLIC SAFETY GRANTS
For the Year Ended June 30, 2013

	Public Safety Grant		
	Final Budget	Actual	Variance Positive (Negative)
Revenues			
Intergovernmental	\$ 874,627	\$ 698,072	\$ (176,555)
Total Revenues	<u>874,627</u>	<u>698,072</u>	<u>(176,555)</u>
Expenditures			
Public Safety			
Personnel	11,383	11,623	(240)
Purchased Services	59,090	39,331	19,759
Supplies	363,909	289,428	74,481
Capital	<u>511,319</u>	<u>382,957</u>	<u>128,362</u>
Total Expenditures	<u>945,701</u>	<u>723,339</u>	<u>222,362</u>
Excess (deficiency) of revenues over expenditures	(71,074)	(25,267)	45,807
Other Financing Sources (Uses)			
Transfers In	71,074	57,767	(13,307)
Transfers Out	<u>-</u>	<u>(49,979)</u>	<u>(49,979)</u>
Total Other Financing Sources (Uses)	<u>71,074</u>	<u>7,788</u>	<u>(63,286)</u>
Net Change in Fund Balance	-	(17,479)	(17,479)
Fund Balance - beginning	<u>49,977</u>	<u>49,977</u>	<u>-</u>
Fund Balance - ending	<u>\$ 49,977</u>	<u>\$ 32,498</u>	<u>\$ (17,479)</u>

BEAUFORT COUNTY, SOUTH CAROLINA
COMBINING SCHEDULE OF REVENUES, EXPENDITURES AND CHANGES IN FUND BALANCES
NONMAJOR SPECIAL REVENUE FUNDS - PUBLIC SAFETY GRANTS
For the Year Ended June 30, 2013

	Emergency Medical Services Grant		
	Final Budget	Actual	Variance Positive (Negative)
Revenues			
Intergovernmental	\$ 18,000	\$ 14,083	\$ (3,917)
Total Revenues	<u>18,000</u>	<u>14,083</u>	<u>(3,917)</u>
Expenditures			
Public Safety			
Purchased Services	5,700	-	5,700
Supplies	7,300	11,760	(4,460)
Other	<u>5,000</u>	<u>-</u>	<u>5,000</u>
Total Expenditures	<u>18,000</u>	<u>11,760</u>	<u>6,240</u>
Excess (deficiency) of revenues over expenditures	-	2,323	2,323
Other Financing Sources (Uses)			
Transfers In	<u>-</u>	<u>-</u>	<u>-</u>
Total Other Financing Sources (Uses)	<u>-</u>	<u>-</u>	<u>-</u>
Net Change in Fund Balance	-	2,323	2,323
Fund Balance - beginning	<u>6,145</u>	<u>6,145</u>	<u>-</u>
Fund Balance - ending	<u>\$ 6,145</u>	<u>\$ 8,468</u>	<u>\$ 2,323</u>

BEAUFORT COUNTY, SOUTH CAROLINA
 COMBINING SCHEDULE OF REVENUES, EXPENDITURES AND CHANGES IN FUND BALANCES
 NONMAJOR SPECIAL REVENUE FUNDS - PUBLIC SAFETY GRANTS
 For the Year Ended June 30, 2013

	<u>Emergency Medical Services Donations</u>		
	Final Budget	Actual	Variance Positive (Negative)
Revenues			
Miscellaneous	\$ 750	\$ 1,100	\$ 350
Total Revenues	<u>750</u>	<u>1,100</u>	<u>350</u>
Expenditures			
Public Safety			
Purchased Services	-	81	(81)
Other	<u>750</u>	<u>938</u>	<u>(188)</u>
Total Expenditures	<u>750</u>	<u>1,019</u>	<u>(269)</u>
Excess (deficiency) of revenues over expenditures	-	81	81
Other Financing Sources (Uses)			
Transfers In	<u>-</u>	<u>-</u>	<u>-</u>
Total Other Financing Sources (Uses)	<u>-</u>	<u>-</u>	<u>-</u>
Net Change in Fund Balance	-	81	81
Fund Balance - beginning	<u>2,937</u>	<u>2,937</u>	<u>-</u>
Fund Balance - ending	<u>\$ 2,937</u>	<u>\$ 3,018</u>	<u>\$ 81</u>

BEAUFORT COUNTY, SOUTH CAROLINA
 COMBINING SCHEDULE OF REVENUES, EXPENDITURES AND CHANGES IN FUND BALANCES
 NONMAJOR SPECIAL REVENUE FUNDS - PUBLIC SAFETY GRANTS
 For the Year Ended June 30, 2013

	Highway 170 Program		
	Final Budget	Actual	Variance Positive (Negative)
Revenues			
Interest	\$ -	\$ -	\$ -
Total Revenues	<u>-</u>	<u>-</u>	<u>-</u>
Expenditures			
Public Safety			
Other	-	10	(10)
Total Expenditures	<u>-</u>	<u>10</u>	<u>(10)</u>
Excess (deficiency) of revenues over expenditures	-	(10)	(10)
Other Financing Sources (Uses)			
Transfers In	-	-	-
Total Other Financing Sources (Uses)	<u>-</u>	<u>-</u>	<u>-</u>
Net Change in Fund Balance	-	(10)	(10)
Fund Balance - beginning	<u>10</u>	<u>10</u>	<u>-</u>
Fund Balance - ending	<u>\$ 10</u>	<u>\$ -</u>	<u>\$ (10)</u>

BEAUFORT COUNTY, SOUTH CAROLINA
COMBINING SCHEDULE OF REVENUES, EXPENDITURES AND CHANGES IN FUND BALANCES
NONMAJOR SPECIAL REVENUE FUNDS - PUBLIC SAFETY GRANTS
For the Year Ended June 30, 2013

	Victims Assistance Program		
	Final Budget	Actual	Variance Positive (Negative)
Revenues			
Intergovernmental	\$ 57,640	\$ 59,491	\$ 1,851
Fines and Forfeitures	<u>165,500</u>	<u>146,533</u>	<u>(18,967)</u>
Total Revenues	<u>223,140</u>	<u>206,024</u>	<u>(17,116)</u>
Expenditures			
Public Safety			
Personnel	316,111	392,350	(76,239)
Purchased Services	12,760	8,937	3,823
Supplies	13,559	9,714	3,845
Other	<u>-</u>	<u>370</u>	<u>(370)</u>
Total Expenditures	<u>342,430</u>	<u>411,371</u>	<u>(68,941)</u>
Excess (deficiency) of revenues over expenditures	(119,290)	(205,347)	(86,057)
Other Financing Sources (Uses)			
Transfers In	<u>119,290</u>	<u>190,399</u>	<u>71,109</u>
Total Other Financing Sources (Uses)	<u>119,290</u>	<u>190,399</u>	<u>71,109</u>
Net Change in Fund Balance	-	(14,948)	(14,948)
Fund Balance - beginning	<u>14,948</u>	<u>14,948</u>	<u>-</u>
Fund Balance - ending	<u>\$ 14,948</u>	<u>\$ -</u>	<u>\$ (14,948)</u>

Justin Casuh
Beaufort County Resident



BEAUFORT COUNTY, SOUTH CAROLINA
COMBINING SCHEDULE OF REVENUES, EXPENDITURES AND CHANGES IN FUND BALANCES
NONMAJOR SPECIAL REVENUE FUNDS - PUBLIC SAFETY GRANTS
For the Year Ended June 30, 2013

	Sheriff's Special Program		
	Final Budget	Actual	Variance Positive (Negative)
Revenues			
Charge for Services	\$ -	\$ 210,812	\$ 210,812
Total Revenues	-	210,812	210,812
Expenditures			
Public Safety			
Personnel	-	211,730	(211,730)
Total Expenditures	-	211,730	(211,730)
Excess (deficiency) of revenues over expenditures	-	(918)	(918)
Other Financing Sources (Uses)			
Transfers In	-	-	-
Total Other Financing Sources (Uses)	-	-	-
Net Change in Fund Balance	-	(918)	(918)
Fund Balance - beginning	4,607	4,607	-
Fund Balance - ending	\$ 4,607	\$ 3,689	\$ (918)

BEAUFORT COUNTY, SOUTH CAROLINA
 COMBINING SCHEDULE OF REVENUES, EXPENDITURES AND CHANGES IN FUND BALANCES
 NONMAJOR SPECIAL REVENUE FUNDS - PUBLIC SAFETY GRANTS
 For the Year Ended June 30, 2013

	<u>School Resource Officer Program</u>		
	Final Budget	Actual	Variance Positive (Negative)
Revenues			
Intergovernmental	\$ 395,000	\$ 414,366	\$ 19,366
Total Revenues	<u>395,000</u>	<u>414,366</u>	<u>19,366</u>
Expenditures			
Public Safety			
Personnel	509,248	467,868	41,380
Purchased Services	12,609	15,401	(2,792)
Supplies	<u>15,982</u>	<u>22,335</u>	<u>(6,353)</u>
Total Expenditures	<u>537,839</u>	<u>505,604</u>	<u>32,235</u>
Excess (deficiency) of revenues over expenditures	(142,839)	(91,238)	51,601
Other Financing Sources (Uses)			
Transfers In	<u>142,839</u>	<u>142,839</u>	-
Total Other Financing Sources (Uses)	<u>142,839</u>	<u>142,839</u>	-
Net Change in Fund Balance	-	51,601	51,601
Fund Balance - beginning	<u>72,954</u>	<u>72,954</u>	-
Fund Balance - ending	<u>\$ 72,954</u>	<u>\$ 124,555</u>	<u>\$ 51,601</u>

BEAUFORT COUNTY, SOUTH CAROLINA
COMBINING SCHEDULE OF REVENUES, EXPENDITURES AND CHANGES IN FUND BALANCES
NONMAJOR SPECIAL REVENUE FUNDS - PUBLIC SAFETY GRANTS
For the Year Ended June 30, 2013

	Sheriff's Grant Program		
	Final Budget	Actual	Variance Positive (Negative)
Revenues			
Intergovernmental	\$ 79,559	\$ 95,924	\$ 16,365
Total Revenues	79,559	95,924	16,365
Expenditures			
Public Safety			
Personnel	76,464	67,237	9,227
Purchased Services	3,148	2,744	404
Supplies	2,124	1,266	858
Total Expenditures	81,736	71,247	10,489
Excess (deficiency) of revenues over expenditures	(2,177)	24,677	26,854
Other Financing Sources (Uses)			
Transfers In	-	-	-
Total Other Financing Sources (Uses)	-	-	-
Net Change in Fund Balance	(2,177)	24,677	26,854
Fund Balance - beginning	10,363	10,363	-
Fund Balance - ending	\$ 8,186	\$ 35,040	\$ 26,854

BEAUFORT COUNTY, SOUTH CAROLINA
 COMBINING SCHEDULE OF REVENUES, EXPENDITURES AND CHANGES IN FUND BALANCES
 NONMAJOR SPECIAL REVENUE FUNDS - PUBLIC SAFETY GRANTS
 For the Year Ended June 30, 2013

	<u>Sheriff's Alzheimer's Program</u>		
	Final Budget	Actual	Variance Positive (Negative)
Revenues			
Miscellaneous	\$ -	\$ 3,450	\$ 3,450
Total Revenues	<u>-</u>	<u>3,450</u>	<u>3,450</u>
Expenditures			
Public Safety			
Purchased Services	-	3,399	(3,399)
Total Expenditures	<u>-</u>	<u>3,399</u>	<u>(3,399)</u>
Excess (deficiency) of revenues over expenditures	-	51	51
Other Financing Sources (Uses)			
Transfers In	-	-	-
Total Other Financing Sources (Uses)	<u>-</u>	<u>-</u>	<u>-</u>
Net Change in Fund Balance	-	51	51
Fund Balance - beginning	<u>-</u>	<u>-</u>	<u>-</u>
Fund Balance - ending	<u>\$ -</u>	<u>\$ 51</u>	<u>\$ 51</u>

BEAUFORT COUNTY, SOUTH CAROLINA
COMBINING SCHEDULE OF REVENUES, EXPENDITURES AND CHANGES IN FUND BALANCES
NONMAJOR SPECIAL REVENUE FUNDS - PUBLIC SAFETY GRANTS
For the Year Ended June 30, 2013

<u>Sheriff's Restricted Drug Award Trust</u>			
	Final Budget	Actual	Variance Positive (Negative)
Revenues			
Interest	\$ -	\$ 162	\$ 162
Total Revenues	<u>-</u>	<u>162</u>	<u>162</u>
Expenditures			
Public Safety			
Purchased Services	-	7,625	(7,625)
Capital	-	55,195	(55,195)
Total Expenditures	<u>-</u>	<u>62,820</u>	<u>(62,820)</u>
Excess (deficiency) of revenues over expenditures	-	(62,658)	(62,658)
Other Financing Sources (Uses)			
Transfers In	-	-	-
Total Other Financing Sources (Uses)	<u>-</u>	<u>-</u>	<u>-</u>
Net Change in Fund Balance	-	(62,658)	(62,658)
Fund Balance - beginning	<u>178,409</u>	<u>178,409</u>	<u>-</u>
Fund Balance - ending	<u>\$ 178,409</u>	<u>\$ 115,751</u>	<u>\$ (62,658)</u>

BEAUFORT COUNTY, SOUTH CAROLINA
COMBINING SCHEDULE OF REVENUES, EXPENDITURES AND CHANGES IN FUND BALANCES
NONMAJOR SPECIAL REVENUE FUNDS - PUBLIC SAFETY GRANTS
For the Year Ended June 30, 2013

	<u>Sheriff's Drug Seizure Trust</u>		
	Final Budget	Actual	Variance Positive (Negative)
Revenues			
Interest	\$ -	\$ 162	\$ 162
Miscellaneous	-	29,966	29,966
Total Revenues	<u>-</u>	<u>30,128</u>	<u>30,128</u>
Expenditures			
Public Safety			
Capital	-	-	-
Other	-	42,666	(42,666)
Total Expenditures	<u>-</u>	<u>42,666</u>	<u>(42,666)</u>
Excess (deficiency) of revenues over expenditures	-	(12,538)	(12,538)
Other Financing Sources (Uses)			
Transfers In	-	10,000	10,000
Total Other Financing Sources (Uses)	<u>-</u>	<u>10,000</u>	<u>10,000</u>
Net Change in Fund Balance	-	(2,538)	(2,538)
Fund Balance - beginning	<u>219,457</u>	<u>219,457</u>	<u>-</u>
Fund Balance - ending	<u>\$ 219,457</u>	<u>\$ 216,919</u>	<u>\$ (2,538)</u>

BEAUFORT COUNTY, SOUTH CAROLINA
 COMBINING SCHEDULE OF REVENUES, EXPENDITURES AND CHANGES IN FUND BALANCES
 NONMAJOR SPECIAL REVENUE FUNDS - PUBLIC SAFETY GRANTS
 For the Year Ended June 30, 2013

	<u>Sheriff's Family Court Trust</u>		
	Final Budget	Actual	Variance Positive (Negative)
Revenues			
Intergovernmental	\$ -	\$ 16,731	\$ 16,731
Interest	-	41	41
Total Revenues	<u>-</u>	<u>16,772</u>	<u>16,772</u>
Expenditures			
Public Safety			
Supplies	-	12,281	(12,281)
Total Expenditures	<u>-</u>	<u>12,281</u>	<u>(12,281)</u>
Excess (deficiency) of revenues over expenditures	-	4,491	4,491
Other Financing Sources (Uses)			
Transfers In	-	-	-
Total Other Financing Sources (Uses)	<u>-</u>	<u>-</u>	<u>-</u>
Net Change in Fund Balance	-	4,491	4,491
Fund Balance - beginning	<u>38,965</u>	<u>38,965</u>	<u>-</u>
Fund Balance - ending	<u>\$ 38,965</u>	<u>\$ 43,456</u>	<u>\$ 4,491</u>

BEAUFORT COUNTY, SOUTH CAROLINA
 COMBINING SCHEDULE OF REVENUES, EXPENDITURES AND CHANGES IN FUND BALANCES
 NONMAJOR SPECIAL REVENUE FUNDS - PUBLIC SAFETY GRANTS
 For the Year Ended June 30, 2013

	<u>Detention Center Trust</u>		
	Final Budget	Actual	Variance Positive (Negative)
Revenues			
Interest	\$ 100	\$ 60	\$ (40)
Miscellaneous	<u>97,500</u>	<u>101,997</u>	<u>4,497</u>
Total Revenues	<u>97,600</u>	<u>102,057</u>	<u>4,457</u>
Expenditures			
Public Safety			
Other	<u>129,392</u>	<u>114,286</u>	<u>15,106</u>
Total Expenditures	<u>129,392</u>	<u>114,286</u>	<u>15,106</u>
Excess (deficiency) of revenues over expenditures	(31,792)	(12,229)	19,563
Other Financing Sources (Uses)			
Transfers In	<u>-</u>	<u>-</u>	<u>-</u>
Total Other Financing Sources (Uses)	<u>-</u>	<u>-</u>	<u>-</u>
Net Change in Fund Balance	(31,792)	(12,229)	19,563
Fund Balance - beginning	<u>61,758</u>	<u>61,758</u>	<u>-</u>
Fund Balance - ending	<u>\$ 29,966</u>	<u>\$ 49,529</u>	<u>\$ 19,563</u>

BEAUFORT COUNTY, SOUTH CAROLINA
 COMBINING SCHEDULE OF REVENUES, EXPENDITURES AND CHANGES IN FUND BALANCES
 NONMAJOR SPECIAL REVENUE FUNDS - PUBLIC SAFETY GRANTS
 For the Year Ended June 30, 2013

	<u>Detention Center Alien Assistance</u>		
	Final Budget	Actual	Variance Positive (Negative)
Revenues			
Intergovernmental	\$ 72,973	\$ 58,080	\$ (14,893)
Interest	<u>80</u>	<u>66</u>	<u>(14)</u>
Total Revenues	<u>73,053</u>	<u>58,146</u>	<u>(14,907)</u>
Expenditures			
Public Safety			
Personnel	-	27,000	(27,000)
Purchased Services	28,421	38,969	(10,548)
Supplies	8,745	2,114	6,631
Capital	<u>35,887</u>	<u>-</u>	<u>35,887</u>
Total Expenditures	<u>73,053</u>	<u>68,083</u>	<u>4,970</u>
Excess (deficiency) of revenues over expenditures	-	(9,937)	(9,937)
Other Financing Sources (Uses)			
Transfers In	<u>-</u>	<u>-</u>	<u>-</u>
Total Other Financing Sources (Uses)	<u>-</u>	<u>-</u>	<u>-</u>
Net Change in Fund Balance	-	(9,937)	(9,937)
Fund Balance - beginning	<u>55,968</u>	<u>55,968</u>	<u>-</u>
Fund Balance - ending	<u>\$ 55,968</u>	<u>\$ 46,031</u>	<u>\$ (9,937)</u>

BEAUFORT COUNTY, SOUTH CAROLINA
 COMBINING SCHEDULE OF REVENUES, EXPENDITURES AND CHANGES IN FUND BALANCES
 NONMAJOR SPECIAL REVENUE FUNDS - PUBLIC SAFETY GRANTS
 For the Year Ended June 30, 2013

	<u>Animal Shelter Memorial</u>		
	Final Budget	Actual	Variance Positive (Negative)
Revenues			
Interest	\$ -	\$ 23	\$ 23
Miscellaneous	<u>10,000</u>	<u>10,863</u>	<u>863</u>
Total Revenues	<u>10,000</u>	<u>10,886</u>	<u>886</u>
Expenditures			
Public Safety			
Purchased Services	-	343	(343)
Supplies	<u>10,000</u>	<u>-</u>	<u>10,000</u>
Total Expenditures	<u>10,000</u>	<u>343</u>	<u>9,657</u>
Excess (deficiency) of revenues over expenditures	-	10,543	10,543
Other Financing Sources (Uses)			
Transfers Out	<u>-</u>	<u>(15,212)</u>	<u>(15,212)</u>
Total Other Financing Sources (Uses)	<u>-</u>	<u>(15,212)</u>	<u>(15,212)</u>
Net Change in Fund Balance	-	(4,669)	(4,669)
Fund Balance - beginning	<u>17,908</u>	<u>17,908</u>	<u>-</u>
Fund Balance - ending	<u>\$ 17,908</u>	<u>\$ 13,239</u>	<u>\$ (4,669)</u>

BEAUFORT COUNTY, SOUTH CAROLINA
 COMBINING SCHEDULE OF REVENUES, EXPENDITURES AND CHANGES IN FUND BALANCES
 NONMAJOR SPECIAL REVENUE FUNDS - PUBLIC SAFETY GRANTS
 For the Year Ended June 30, 2013

	<u>Animal Shelter Spay/Neuter</u>		
	Final Budget	Actual	Variance Positive (Negative)
Revenues			
Interest	\$ -	\$ 8	\$ 8
Miscellaneous	<u>5,300</u>	<u>-</u>	<u>(5,300)</u>
Total Revenues	<u>5,300</u>	<u>8</u>	<u>(5,292)</u>
Expenditures			
Public Safety			
Other	<u>5,300</u>	<u>-</u>	<u>5,300</u>
Total Expenditures	<u>5,300</u>	<u>-</u>	<u>5,300</u>
Excess (deficiency) of revenues over expenditures	-	8	8
Other Financing Sources (Uses)			
Transfers In	<u>-</u>	<u>-</u>	<u>-</u>
Total Other Financing Sources (Uses)	<u>-</u>	<u>-</u>	<u>-</u>
Net Change in Fund Balance	-	8	8
Fund Balance - beginning	<u>7,752</u>	<u>7,752</u>	<u>-</u>
Fund Balance - ending	<u>\$ 7,752</u>	<u>\$ 7,760</u>	<u>\$ 8</u>

BEAUFORT COUNTY, SOUTH CAROLINA
COMBINING SCHEDULE OF REVENUES, EXPENDITURES AND CHANGES IN FUND BALANCES
NONMAJOR SPECIAL REVENUE FUNDS - PUBLIC SAFETY GRANTS
For the Year Ended June 30, 2013

	<u>Animal Shelter Cat Adoption Center</u>		
	Final Budget	Actual	Variance Positive (Negative)
Revenues			
Interest	\$ -	\$ -	\$ -
Total Revenues	<u>-</u>	<u>-</u>	<u>-</u>
Expenditures			
Public Safety			
Purchased Services	-	11,612	(11,612)
Supplies	<u>-</u>	<u>3,600</u>	<u>(3,600)</u>
Total Expenditures	<u>-</u>	<u>15,212</u>	<u>(15,212)</u>
Excess (deficiency) of revenues over expenditures	-	(15,212)	(15,212)
Other Financing Sources (Uses)			
Transfers In	<u>-</u>	<u>15,212</u>	<u>15,212</u>
Total Other Financing Sources (Uses)	<u>-</u>	<u>15,212</u>	<u>15,212</u>
Net Change in Fund Balance	-	-	-
Fund Balance - beginning	<u>-</u>	<u>-</u>	<u>-</u>
Fund Balance - ending	<u>\$ -</u>	<u>\$ -</u>	<u>\$ -</u>

Chris Kirk
Beaufort County Resident



BEAUFORT COUNTY, SOUTH CAROLINA
COMBINING SCHEDULE OF REVENUES, EXPENDITURES AND CHANGES IN FUND BALANCES
NONMAJOR SPECIAL REVENUE FUNDS - PUBLIC SAFETY GRANTS
For the Year Ended June 30, 2013

	Hazardous Materials Trust		
	Final Budget	Actual	Variance Positive (Negative)
Revenues			
Licenses and Permits	\$ 21,200	\$ 25,450	\$ 4,250
Intergovernmental	12,543	23,465	10,922
Interest	-	53	53
Total Revenues	<u>33,743</u>	<u>48,968</u>	<u>15,225</u>
Expenditures			
Public Safety			
Personnel	11,744	11,599	145
Purchased Services	13,932	11,385	2,547
Supplies	875	1,090	(215)
Other	<u>23,354</u>	<u>23,354</u>	-
Total Expenditures	<u>49,905</u>	<u>47,428</u>	<u>2,477</u>
Excess (deficiency) of revenues over expenditures	(16,162)	1,540	17,702
Other Financing Sources (Uses)			
Transfers In	-	-	-
Total Other Financing Sources (Uses)	<u>-</u>	<u>-</u>	<u>-</u>
Net Change in Fund Balance	(16,162)	1,540	17,702
Fund Balance - beginning	<u>70,142</u>	<u>70,142</u>	<u>-</u>
Fund Balance - ending	<u>\$ 53,980</u>	<u>\$ 71,682</u>	<u>\$ 17,702</u>

BEAUFORT COUNTY, SOUTH CAROLINA
COMBINING SCHEDULE OF REVENUES, EXPENDITURES AND CHANGES IN FUND BALANCES
NONMAJOR SPECIAL REVENUE FUNDS - PUBLIC SAFETY GRANTS
For the Year Ended June 30, 2013

	Logistics Team		
	Final Budget	Actual	Variance Positive (Negative)
Revenues			
Interest	\$ -	\$ 15	\$ 15
Total Revenues	<u>-</u>	<u>15</u>	<u>15</u>
Expenditures			
Public Safety			
Purchased Services	9,500	-	9,500
Supplies	<u>5,500</u>	<u>-</u>	<u>5,500</u>
Total Expenditures	<u>15,000</u>	<u>-</u>	<u>15,000</u>
Excess (deficiency) of revenues over expenditures	(15,000)	15	15,015
Other Financing Sources (Uses)			
Transfers In	<u>-</u>	<u>-</u>	<u>-</u>
Total Other Financing Sources (Uses)	<u>-</u>	<u>-</u>	<u>-</u>
Net Change in Fund Balance	(15,000)	15	15,015
Fund Balance - beginning	<u>15,133</u>	<u>15,133</u>	<u>-</u>
Fund Balance - ending	<u>\$ 133</u>	<u>\$ 15,148</u>	<u>\$ 15,015</u>

BEAUFORT COUNTY, SOUTH CAROLINA
 COMBINING SCHEDULE OF REVENUES, EXPENDITURES AND CHANGES IN FUND BALANCES
 NONMAJOR SPECIAL REVENUE FUNDS - PUBLIC SAFETY GRANTS
 For the Year Ended June 30, 2013

	Sheriff ICE		Variance Positive (Negative)
	Final Budget	Actual	
Revenues			
Miscellaneous	\$ 56,909	\$ 56,909	\$ -
Total Revenues	<u>56,909</u>	<u>56,909</u>	<u>-</u>
Expenditures			
Public Safety			
Capital	<u>56,909</u>	<u>56,909</u>	<u>-</u>
Total Expenditures	<u>56,909</u>	<u>56,909</u>	<u>-</u>
Excess (deficiency) of revenues over expenditures	-	-	-
Other Financing Sources (Uses)			
Transfers In	<u>-</u>	<u>-</u>	<u>-</u>
Total Other Financing Sources (Uses)	<u>-</u>	<u>-</u>	<u>-</u>
Net Change in Fund Balance	-	-	-
Fund Balance - beginning	<u>-</u>	<u>-</u>	<u>-</u>
Fund Balance - ending	<u>\$ -</u>	<u>\$ -</u>	<u>\$ -</u>

BEAUFORT COUNTY, SOUTH CAROLINA
COMBINING SCHEDULE OF REVENUES, EXPENDITURES AND CHANGES IN FUND BALANCES
NONMAJOR SPECIAL REVENUE FUNDS - PUBLIC SAFETY GRANTS
For the Year Ended June 30, 2013

	Sheriff DNA Grant		Variance Positive (Negative)
	Final Budget	Actual	
Revenues			
Intergovernmental	\$ -	\$ -	\$ -
Total Revenues	-	-	-
Expenditures			
Public Safety			
Capital	-	-	-
Total Expenditures	-	-	-
Excess (deficiency) of revenues over expenditures	-	-	-
Other Financing Sources (Uses)			
Transfers Out	(85,500)	(85,500)	-
Total Other Financing Sources (Uses)	(85,500)	(85,500)	-
Net Change in Fund Balance	(85,500)	(85,500)	-
Fund Balance - beginning	85,500	85,500	-
Fund Balance - ending	\$ -	\$ -	\$ -

BEAUFORT COUNTY, SOUTH CAROLINA
COMBINING SCHEDULE OF REVENUES, EXPENDITURES AND CHANGES IN FUND BALANCES
NONMAJOR SPECIAL REVENUE FUNDS - PUBLIC SAFETY GRANTS
For the Year Ended June 30, 2013

	Total		Variance Positive (Negative)
	Final Budget	Actual	
Revenues			
Licenses and Permits	\$ 21,200	\$ 25,450	\$ 4,250
Intergovernmental	1,970,342	2,008,460	38,118
Charge for Services	2,454,100	2,336,432	(117,668)
Fines and Forfeitures	165,500	146,533	(18,967)
Interest	3,680	2,876	(804)
Miscellaneous	<u>185,459</u>	<u>204,285</u>	<u>18,826</u>
Total Revenues	<u>4,800,281</u>	<u>4,724,036</u>	<u>(76,245)</u>
Expenditures			
Public Safety			
Personnel	1,148,988	1,405,809	(256,821)
Purchased Services	613,810	497,450	116,360
Supplies	438,494	382,072	56,422
Capital	1,236,277	495,061	741,216
Other	<u>302,895</u>	<u>321,952</u>	<u>(19,057)</u>
Total Expenditures	<u>3,740,464</u>	<u>3,102,344</u>	<u>638,120</u>
Excess (deficiency) of revenues over expenditures	1,059,817	1,621,692	561,875
Other Financing Sources (Uses)			
Transfers In	333,203	416,217	83,014
Transfers Out	<u>(85,500)</u>	<u>(150,691)</u>	<u>(65,191)</u>
Total Other Financing Sources (Uses)	<u>247,703</u>	<u>265,526</u>	<u>17,823</u>
Net Change in Fund Balance	1,307,520	1,887,218	579,698
Fund Balance - beginning	<u>2,583,523</u>	<u>2,583,523</u>	<u>-</u>
Fund Balance - ending	<u>\$ 3,891,043</u>	<u>\$ 4,470,741</u>	<u>\$ 579,698</u>

BEAUFORT COUNTY, SOUTH CAROLINA
 COMBINING BALANCE SHEET
 NONMAJOR SPECIAL REVENUE FUNDS - PUBLIC WORKS PROGRAMS
 June 30, 2013

	County Road Improvement Program	Oil Collection Grant	Solid Waste/ Recycling Grant	Energy Grant	Tire Recycling Grant	Waste Management Recycling Grant	Barton's Run Agreement	Traffic Impact Analysis Program	Del Webb Transportation Fees	Del Webb Boat Ramp Repair Fees	Road Impact Fees	Total
ASSETS												
Cash and Equity in Pooled Cash and Investments	\$ 3,922,618	\$ 1,061	\$ 9,575	\$ -	\$ 18,202	\$ 42,241	\$ 7,200	\$ 92,800	\$ 46,984	\$ 591	\$ 139,251	\$ 4,280,523
Receivables, Net	-	-	-	-	-	-	-	-	-	-	637,146	637,146
Due from Other Governments	498,657	-	-	-	17,342	-	-	-	-	-	-	515,999
Total Assets	<u>\$ 4,421,275</u>	<u>\$ 1,061</u>	<u>\$ 9,575</u>	<u>\$ -</u>	<u>\$ 35,544</u>	<u>\$ 42,241</u>	<u>\$ 7,200</u>	<u>\$ 92,800</u>	<u>\$ 46,984</u>	<u>\$ 591</u>	<u>\$ 776,397</u>	<u>\$ 5,433,668</u>
LIABILITIES												
Accounts Payable	\$ 191,928	\$ 275	\$ -	\$ -	\$ 772	\$ -	\$ -	\$ -	\$ -	\$ -	\$ 63,085	\$ 256,060
Accrued Payroll	2,662	-	-	-	-	-	-	-	-	-	-	2,662
Total Liabilities	<u>194,590</u>	<u>275</u>	<u>-</u>	<u>-</u>	<u>772</u>	<u>-</u>	<u>-</u>	<u>-</u>	<u>-</u>	<u>-</u>	<u>63,085</u>	<u>258,722</u>
FUND BALANCE												
Nonspendable	-	-	-	-	-	-	-	-	-	-	-	-
Restricted	4,226,685	786	9,575	-	34,772	42,241	7,200	92,800	46,984	591	713,312	5,174,946
Total Fund Balance	<u>4,226,685</u>	<u>786</u>	<u>9,575</u>	<u>-</u>	<u>34,772</u>	<u>42,241</u>	<u>7,200</u>	<u>92,800</u>	<u>46,984</u>	<u>591</u>	<u>713,312</u>	<u>5,174,946</u>
Total Liabilities and Fund Balance	<u>\$ 4,421,275</u>	<u>\$ 1,061</u>	<u>\$ 9,575</u>	<u>\$ -</u>	<u>\$ 35,544</u>	<u>\$ 42,241</u>	<u>\$ 7,200</u>	<u>\$ 92,800</u>	<u>\$ 46,984</u>	<u>\$ 591</u>	<u>\$ 776,397</u>	<u>\$ 5,433,668</u>

BEAUFORT COUNTY, SOUTH CAROLINA
COMBINING SCHEDULE OF REVENUES, EXPENDITURES AND CHANGES IN FUND BALANCES
NONMAJOR SPECIAL REVENUE FUNDS - PUBLIC WORKS PROGRAMS
For the Year Ended June 30, 2013

	County Road Improvement Program		
	Final Budget	Actual	Variance Positive (Negative)
Revenues			
Intergovernmental	\$ 1,200,000	\$ 1,894,643	\$ 694,643
Charges for Services	1,100,000	1,344,781	244,781
Interest	<u>2,000</u>	<u>10,304</u>	<u>8,304</u>
Total Revenues	<u>2,302,000</u>	<u>3,249,728</u>	<u>947,728</u>
Expenditures			
Public Works			
Personnel	100,080	94,881	5,199
Purchased Services	43,737	50,816	(7,079)
Supplies	850	3,299,229	(3,298,379)
Capital	<u>4,284,923</u>	<u>1,222,496</u>	<u>3,062,427</u>
Total Expenditures	<u>4,429,590</u>	<u>4,667,422</u>	<u>(237,832)</u>
Excess (deficiency) of revenues over expenditures	(2,127,590)	(1,417,694)	709,896
Other Financing Sources (Uses)			
Transfers Out	<u>(425,068)</u>	<u>(425,068)</u>	<u>-</u>
Total Other Financing Sources (Uses)	<u>(425,068)</u>	<u>(425,068)</u>	<u>-</u>
Net Change in Fund Balance	(2,552,658)	(1,842,762)	709,896
Fund Balance - beginning	<u>6,069,447</u>	<u>6,069,447</u>	<u>-</u>
Fund Balance - ending	<u>\$ 3,516,789</u>	<u>\$ 4,226,685</u>	<u>\$ 709,896</u>

BEAUFORT COUNTY, SOUTH CAROLINA
 COMBINING SCHEDULE OF REVENUES, EXPENDITURES AND CHANGES IN FUND BALANCES
 NONMAJOR SPECIAL REVENUE FUNDS - PUBLIC WORKS PROGRAMS
 For the Year Ended June 30, 2013

	Oil Collection Grant		
	Final Budget	Actual	Variance Positive (Negative)
Revenues			
Intergovernmental	\$ 10,000	\$ 4,938	\$ (5,062)
Total Revenues	<u>10,000</u>	<u>4,938</u>	<u>(5,062)</u>
Expenditures			
Public Works			
Purchased Services	2,000	6,138	(4,138)
Supplies	-	2,521	(2,521)
Capital	<u>8,000</u>	<u>-</u>	<u>8,000</u>
Total Expenditures	<u>10,000</u>	<u>8,659</u>	<u>1,341</u>
Excess (deficiency) of revenues over expenditures	-	(3,721)	(3,721)
Other Financing Sources (Uses)			
Transfers In	<u>-</u>	<u>-</u>	<u>-</u>
Total Other Financing Sources (Uses)	<u>-</u>	<u>-</u>	<u>-</u>
Net Change in Fund Balance	-	(3,721)	(3,721)
Fund Balance - beginning	<u>4,507</u>	<u>4,507</u>	<u>-</u>
Fund Balance - ending	<u>\$ 4,507</u>	<u>\$ 786</u>	<u>\$ (3,721)</u>

BEAUFORT COUNTY, SOUTH CAROLINA
 COMBINING SCHEDULE OF REVENUES, EXPENDITURES AND CHANGES IN FUND BALANCES
 NONMAJOR SPECIAL REVENUE FUNDS - PUBLIC WORKS PROGRAMS
 For the Year Ended June 30, 2013

	<u>Solid Waste/Recycling Grant</u>		
	Final Budget	Actual	Variance Positive (Negative)
Revenues			
Intergovernmental	\$ 14,000	\$ 18,017	\$ 4,017
Total Revenues	<u>14,000</u>	<u>18,017</u>	<u>4,017</u>
Expenditures			
Public Works			
Supplies	<u>14,000</u>	<u>14,169</u>	<u>(169)</u>
Total Expenditures	<u>14,000</u>	<u>14,169</u>	<u>(169)</u>
Excess (deficiency) of revenues over expenditures	-	3,848	3,848
Other Financing Sources (Uses)			
Transfers In	<u>-</u>	<u>-</u>	<u>-</u>
Total Other Financing Sources (Uses)	<u>-</u>	<u>-</u>	<u>-</u>
Net Change in Fund Balance	-	3,848	3,848
Fund Balance - beginning	<u>5,727</u>	<u>5,727</u>	<u>-</u>
Fund Balance - ending	<u>\$ 5,727</u>	<u>\$ 9,575</u>	<u>\$ 3,848</u>

BEAUFORT COUNTY, SOUTH CAROLINA
 COMBINING SCHEDULE OF REVENUES, EXPENDITURES AND CHANGES IN FUND BALANCES
 NONMAJOR SPECIAL REVENUE FUNDS - PUBLIC WORKS PROGRAMS
 For the Year Ended June 30, 2013

	Energy Grant		Variance Positive (Negative)
	Final Budget	Actual	
Revenues			
Intergovernmental	\$ 13,023	\$ 11,886	\$ (1,137)
Total Revenues	<u>13,023</u>	<u>11,886</u>	<u>(1,137)</u>
Expenditures			
Public Works			
Personnel	10,386	9,693	693
Supplies	<u>2,637</u>	<u>2,637</u>	<u>-</u>
Total Expenditures	<u>13,023</u>	<u>12,330</u>	<u>693</u>
Excess (deficiency) of revenues over expenditures	-	(444)	(444)
Other Financing Sources (Uses)			
Transfers In	<u>-</u>	<u>444</u>	<u>444</u>
Total Other Financing Sources (Uses)	<u>-</u>	<u>444</u>	<u>444</u>
Net Change in Fund Balance	-	-	-
Fund Balance - beginning	<u>-</u>	<u>-</u>	<u>-</u>
Fund Balance - ending	<u>\$ -</u>	<u>\$ -</u>	<u>\$ -</u>

BEAUFORT COUNTY, SOUTH CAROLINA
COMBINING SCHEDULE OF REVENUES, EXPENDITURES AND CHANGES IN FUND BALANCES
NONMAJOR SPECIAL REVENUE FUNDS - PUBLIC WORKS PROGRAMS
For the Year Ended June 30, 2013

	Tire Recycling Grant		
	Final Budget	Actual	Variance Positive (Negative)
Revenues			
Intergovernmental	\$ 53,500	\$ 58,061	\$ 4,561
Interest	-	17	17
Total Revenues	<u>53,500</u>	<u>58,078</u>	<u>4,578</u>
Expenditures			
Public Works			
Purchased Services	<u>53,500</u>	<u>42,819</u>	<u>10,681</u>
Total Expenditures	<u>53,500</u>	<u>42,819</u>	<u>10,681</u>
Excess (deficiency) of revenues over expenditures	-	15,259	15,259
Other Financing Sources (Uses)			
Transfers In	-	-	-
Total Other Financing Sources (Uses)	-	-	-
Net Change in Fund Balance	-	15,259	15,259
Fund Balance - beginning	<u>19,513</u>	<u>19,513</u>	-
Fund Balance - ending	<u>\$ 19,513</u>	<u>\$ 34,772</u>	<u>\$ 15,259</u>

BEAUFORT COUNTY, SOUTH CAROLINA
 COMBINING SCHEDULE OF REVENUES, EXPENDITURES AND CHANGES IN FUND BALANCES
 NONMAJOR SPECIAL REVENUE FUNDS - PUBLIC WORKS PROGRAMS
 For the Year Ended June 30, 2013

	<u>Waste Management Recycling Grant</u>		
	<u>Final</u>		<u>Variance</u>
	<u>Budget</u>	<u>Actual</u>	<u>Positive</u>
			<u>(Negative)</u>
Revenues			
Miscellaneous	<u>12,000</u>	<u>12,015</u>	<u>15</u>
Total Revenues	<u>12,000</u>	<u>12,015</u>	<u>15</u>
Expenditures			
Public Works			
Purchased Services	<u>12,000</u>	<u>-</u>	<u>12,000</u>
Total Expenditures	<u>12,000</u>	<u>-</u>	<u>12,000</u>
Excess (deficiency) of revenues over expenditures	-	12,015	12,015
Other Financing Sources (Uses)			
Transfers In	<u>-</u>	<u>-</u>	<u>-</u>
Total Other Financing Sources (Uses)	<u>-</u>	<u>-</u>	<u>-</u>
Net Change in Fund Balance	-	12,015	12,015
Fund Balance - beginning	<u>30,226</u>	<u>30,226</u>	<u>-</u>
Fund Balance - ending	<u>\$ 30,226</u>	<u>\$ 42,241</u>	<u>\$ 12,015</u>

BEAUFORT COUNTY, SOUTH CAROLINA
 COMBINING SCHEDULE OF REVENUES, EXPENDITURES AND CHANGES IN FUND BALANCES
 NONMAJOR SPECIAL REVENUE FUNDS - PUBLIC WORKS PROGRAMS
 For the Year Ended June 30, 2013

	Barton's Run Agreement		
	Final Budget	Actual	Variance Positive (Negative)
Revenues			
Charges for Services	\$ 1,800	\$ 6,300	\$ 4,500
Total Revenues	<u>1,800</u>	<u>6,300</u>	<u>4,500</u>
Expenditures			
Public Works			
Capital	-	-	-
Total Expenditures	<u>-</u>	<u>-</u>	<u>-</u>
Excess (deficiency) of revenues over expenditures	1,800	6,300	4,500
Other Financing Sources (Uses)			
Transfers In	-	-	-
Total Other Financing Sources (Uses)	<u>-</u>	<u>-</u>	<u>-</u>
Net Change in Fund Balance	1,800	6,300	4,500
Fund Balance - beginning	<u>900</u>	<u>900</u>	<u>-</u>
Fund Balance - ending	<u>\$ 2,700</u>	<u>\$ 7,200</u>	<u>\$ 4,500</u>

BEAUFORT COUNTY, SOUTH CAROLINA
 COMBINING SCHEDULE OF REVENUES, EXPENDITURES AND CHANGES IN FUND BALANCES
 NONMAJOR SPECIAL REVENUE FUNDS - PUBLIC WORKS PROGRAMS
 For the Year Ended June 30, 2013

	Traffic Impact Analysis Program		
	Final Budget	Actual	Variance Positive (Negative)
Revenues			
Miscellaneous	\$ -	\$ -	\$ -
Total Revenues	<u>-</u>	<u>-</u>	<u>-</u>
Expenditures			
Public Works			
Capital	92,800	-	92,800
Total Expenditures	<u>92,800</u>	<u>-</u>	<u>92,800</u>
Excess (deficiency) of revenues over expenditures	(92,800)	-	92,800
Other Financing Sources (Uses)			
Transfers In	-	-	-
Total Other Financing Sources (Uses)	<u>-</u>	<u>-</u>	<u>-</u>
Net Change in Fund Balance	(92,800)	-	92,800
Fund Balance - beginning	<u>92,800</u>	<u>92,800</u>	<u>-</u>
Fund Balance - ending	<u>\$ -</u>	<u>\$ 92,800</u>	<u>\$ 92,800</u>

BEAUFORT COUNTY, SOUTH CAROLINA
 COMBINING SCHEDULE OF REVENUES, EXPENDITURES AND CHANGES IN FUND BALANCES
 NONMAJOR SPECIAL REVENUE FUNDS - PUBLIC WORKS PROGRAMS
 For the Year Ended June 30, 2013

	<u>Del Webb Transportation Fees</u>		
	Final Budget	Actual	Variance Positive (Negative)
Revenues			
Charges for Services	\$ 6,208	\$ 10,864	\$ 4,656
Interest	<u>100</u>	<u>40</u>	<u>(60)</u>
Total Revenues	<u>6,308</u>	<u>10,904</u>	<u>4,596</u>
Expenditures			
Public Works			
Capital	<u>-</u>	<u>-</u>	<u>-</u>
Total Expenditures	<u>-</u>	<u>-</u>	<u>-</u>
Excess (deficiency) of revenues over expenditures	6,308	10,904	4,596
Other Financing Sources (Uses)			
Transfers In	<u>36,080</u>	<u>36,080</u>	<u>-</u>
Total Other Financing Sources (Uses)	<u>36,080</u>	<u>36,080</u>	<u>-</u>
Net Change in Fund Balance	42,388	46,984	4,596
Fund Balance - beginning	<u>-</u>	<u>-</u>	<u>-</u>
Fund Balance - ending	<u>\$ 42,388</u>	<u>\$ 46,984</u>	<u>\$ 4,596</u>

BEAUFORT COUNTY, SOUTH CAROLINA
 COMBINING SCHEDULE OF REVENUES, EXPENDITURES AND CHANGES IN FUND BALANCES
 NONMAJOR SPECIAL REVENUE FUNDS - PUBLIC WORKS PROGRAMS
 For the Year Ended June 30, 2013

	Del Webb Boat Ramp Repair Fees		
	Final Budget	Actual	Variance Positive (Negative)
Revenues			
Interest	\$ -	\$ 1	\$ 1
Miscellaneous	<u>120</u>	<u>140</u>	<u>20</u>
Total Revenues	<u>120</u>	<u>141</u>	<u>21</u>
Expenditures			
Public Works			
Capital	<u>-</u>	<u>-</u>	<u>-</u>
Total Expenditures	<u>-</u>	<u>-</u>	<u>-</u>
Excess (deficiency) of revenues over expenditures	120	141	21
Other Financing Sources (Uses)			
Transfers In	<u>450</u>	<u>450</u>	<u>-</u>
Total Other Financing Sources (Uses)	<u>450</u>	<u>450</u>	<u>-</u>
Net Change in Fund Balance	570	591	21
Fund Balance - beginning	<u>-</u>	<u>-</u>	<u>-</u>
Fund Balance - ending	<u>\$ 570</u>	<u>\$ 591</u>	<u>\$ 21</u>

BEAUFORT COUNTY, SOUTH CAROLINA
 COMBINING SCHEDULE OF REVENUES, EXPENDITURES AND CHANGES IN FUND BALANCES
 NONMAJOR SPECIAL REVENUE FUNDS - PUBLIC WORKS PROGRAMS
 For the Year Ended June 30, 2013

	Road Impact Fees		
	Final Budget	Actual	Variance Positive (Negative)
Revenues			
Licenses and Permits	\$ 2,315,000	\$ 2,916,506	\$ 601,506
Interest	<u>4,000</u>	<u>481</u>	<u>(3,519)</u>
Total Revenues	<u>2,319,000</u>	<u>2,916,987</u>	<u>597,987</u>
Expenditures			
Public Works			
Purchased Services	<u>-</u>	<u>351,699</u>	<u>(351,699)</u>
Total Expenditures	<u>-</u>	<u>351,699</u>	<u>(351,699)</u>
Excess (deficiency) of revenues over expenditures	2,319,000	2,565,288	246,288
Other Financing Sources (Uses)			
Transfers In	-	290,011	290,011
Transfers Out	<u>(1,905,000)</u>	<u>(2,530,247)</u>	<u>(625,247)</u>
Total Other Financing Sources (Uses)	<u>(1,905,000)</u>	<u>(2,240,236)</u>	<u>(335,236)</u>
Net Change in Fund Balance	414,000	325,052	(88,948)
Fund Balance - beginning	<u>388,260</u>	<u>388,260</u>	<u>-</u>
Fund Balance - ending	<u>\$ 802,260</u>	<u>\$ 713,312</u>	<u>\$ (88,948)</u>

BEAUFORT COUNTY, SOUTH CAROLINA
 COMBINING SCHEDULE OF REVENUES, EXPENDITURES AND CHANGES IN FUND BALANCES
 NONMAJOR SPECIAL REVENUE FUNDS - PUBLIC WORKS PROGRAMS
 For the Year Ended June 30, 2013

	Total		Variance Positive (Negative)
	Final Budget	Actual	
Revenues			
Licenses and Permits	\$ 2,315,000	\$ 2,916,506	\$ 601,506
Intergovernmental	1,290,523	1,987,545	697,022
Charges for Services	1,108,008	1,361,945	253,937
Interest	6,100	10,843	4,743
Miscellaneous	<u>12,120</u>	<u>12,155</u>	<u>35</u>
Total Revenues	<u>4,731,751</u>	<u>6,288,994</u>	<u>1,557,243</u>
Expenditures			
Public Works			
Personnel	110,466	104,574	5,892
Purchased Services	111,237	451,472	(340,235)
Supplies	17,487	3,318,556	(3,301,069)
Capital	<u>4,385,723</u>	<u>1,222,496</u>	<u>3,163,227</u>
Total Expenditures	<u>4,624,913</u>	<u>5,097,098</u>	<u>(472,185)</u>
Excess (deficiency) of revenues over expenditures	106,838	1,191,896	1,085,058
Other Financing Sources (Uses)			
Transfers In	36,530	326,985	290,455
Transfers Out	<u>(2,330,068)</u>	<u>(2,955,315)</u>	<u>(625,247)</u>
Total Other Financing Sources (Uses)	<u>(2,293,538)</u>	<u>(2,628,330)</u>	<u>(334,792)</u>
Net Change in Fund Balance	(2,186,700)	(1,436,434)	750,266
Fund Balance - beginning	<u>6,611,380</u>	<u>6,611,380</u>	<u>-</u>
Fund Balance - ending	<u>\$ 4,424,680</u>	<u>\$ 5,174,946</u>	<u>\$ 750,266</u>

Teri Norris
Beaufort County
Planning & GIS Analyst



BEAUFORT COUNTY, SOUTH CAROLINA
 COMBINING BALANCE SHEET
 NONMAJOR SPECIAL REVENUE FUNDS - ALCOHOL AND DRUG PROGRAMS
 June 30, 2013

	Central Administration	Safety Action Program	School Intervention Program	Community Based Treatment Program	Preventive Education Program	Intensive Outpatient Program	Drug Court	Total
ASSETS								
Cash and Equity in Pooled Cash and Investments	\$ 25,185	\$ 12,469	\$ 22,848	\$ 27,050	\$ -	\$ -	\$ 22,542	\$ 110,094
Due from Other Governments	-	-	15,404	15,404	15,404	15,404	-	61,616
Prepaid Items	126	-	-	-	-	-	-	126
Total Assets	<u>\$ 25,311</u>	<u>\$ 12,469</u>	<u>\$ 38,252</u>	<u>\$ 42,454</u>	<u>\$ 15,404</u>	<u>\$ 15,404</u>	<u>\$ 22,542</u>	<u>\$ 171,836</u>
LIABILITIES								
Accounts Payable	\$ 1,446	\$ 38	\$ 150	\$ 532	\$ 8,935	\$ 11,160	\$ 3,947	\$ 26,208
Accrued Payroll	4,408	3,828	1,363	10,159	4,581	3,793	-	28,132
Total Liabilities	<u>5,854</u>	<u>3,866</u>	<u>1,513</u>	<u>10,691</u>	<u>13,516</u>	<u>14,953</u>	<u>3,947</u>	<u>54,340</u>
FUND BALANCE								
Nonspendable	126	-	-	-	-	-	-	126
Restricted	19,331	8,603	36,739	31,763	1,888	451	18,595	117,370
Total Fund Balance	<u>19,457</u>	<u>8,603</u>	<u>36,739</u>	<u>31,763</u>	<u>1,888</u>	<u>451</u>	<u>18,595</u>	<u>117,496</u>
Total Liabilities and Fund Balance	<u>\$ 25,311</u>	<u>\$ 12,469</u>	<u>\$ 38,252</u>	<u>\$ 42,454</u>	<u>\$ 15,404</u>	<u>\$ 15,404</u>	<u>\$ 22,542</u>	<u>\$ 171,836</u>

BEAUFORT COUNTY, SOUTH CAROLINA
 COMBINING SCHEDULE OF REVENUES, EXPENDITURES AND CHANGES IN FUND BALANCES
 NONMAJOR SPECIAL REVENUE FUNDS - ALCOHOL AND DRUG PROGRAMS
 For the Year Ended June 30, 2013

	Central Administration		
	Final Budget	Actual	Variance Positive (Negative)
Revenues			
Interest	\$ -	\$ 82	\$ 82
Total Revenues	<u>-</u>	<u>82</u>	<u>82</u>
Expenditures			
Public Health			
Personnel	-	164,780	(164,780)
Purchased Services	(37,400)	34,212	(71,612)
Supplies	13,900	10,552	3,348
Capital	<u>23,500</u>	<u>26,081</u>	<u>(2,581)</u>
Total Expenditures	<u>-</u>	<u>235,625</u>	<u>(235,625)</u>
Excess (deficiency) of revenues over expenditures	-	(235,543)	(235,543)
Other Financing Sources (Uses)			
Transfers In	-	350,000	350,000
Transfers Out	<u>-</u>	<u>(95,000)</u>	<u>(95,000)</u>
Total Other Financing Sources (Uses)	<u>-</u>	<u>255,000</u>	<u>255,000</u>
Net Change in Fund Balance	-	19,457	19,457
Fund Balance - beginning	<u>-</u>	<u>-</u>	<u>-</u>
Fund Balance - ending	<u>\$ -</u>	<u>\$ 19,457</u>	<u>\$ 19,457</u>

BEAUFORT COUNTY, SOUTH CAROLINA
COMBINING SCHEDULE OF REVENUES, EXPENDITURES AND CHANGES IN FUND BALANCES
NONMAJOR SPECIAL REVENUE FUNDS - ALCOHOL AND DRUG PROGRAMS
For the Year Ended June 30, 2013

	Safety Action Program		
	Final Budget	Actual	Variance Positive (Negative)
Revenues			
Intergovernmental	\$ 57,614	\$ 45,503	\$ (12,111)
Charges for Services	<u>155,000</u>	<u>132,411</u>	<u>(22,589)</u>
Total Revenues	<u>212,614</u>	<u>177,914</u>	<u>(34,700)</u>
Expenditures			
Public Health			
Personnel	178,266	145,147	33,119
Purchased Services	37,981	17,370	20,611
Supplies	<u>7,200</u>	<u>6,794</u>	<u>406</u>
Total Expenditures	<u>223,447</u>	<u>169,311</u>	<u>54,136</u>
Excess (deficiency) of revenues over expenditures	(10,833)	8,603	19,436
Other Financing Sources (Uses)			
Transfers In	<u>10,833</u>	-	<u>(10,833)</u>
Total Other Financing Sources (Uses)	<u>10,833</u>	-	<u>(10,833)</u>
Net Change in Fund Balance	-	8,603	8,603
Fund Balance - beginning	<u>-</u>	<u>-</u>	<u>-</u>
Fund Balance - ending	<u>\$ -</u>	<u>\$ 8,603</u>	<u>\$ 8,603</u>

BEAUFORT COUNTY, SOUTH CAROLINA
COMBINING SCHEDULE OF REVENUES, EXPENDITURES AND CHANGES IN FUND BALANCES
NONMAJOR SPECIAL REVENUE FUNDS - ALCOHOL AND DRUG PROGRAMS
For the Year Ended June 30, 2013

	School Intervention Program		
	Final Budget	Actual	Variance Positive (Negative)
Revenues			
Intergovernmental	\$ 55,000	\$ 78,149	\$ 23,149
Total Revenues	55,000	78,149	23,149
Expenditures			
Public Health			
Personnel	61,510	47,342	14,168
Purchased Services	13,776	8,561	5,215
Supplies	714	-	714
Total Expenditures	76,000	55,903	20,097
Excess (deficiency) of revenues over expenditures	(21,000)	22,246	43,246
Other Financing Sources (Uses)			
Transfers In	21,000	-	(21,000)
Total Other Financing Sources (Uses)	21,000	-	(21,000)
Net Change in Fund Balance	-	22,246	22,246
Fund Balance - beginning	14,493	14,493	-
Fund Balance - ending	\$ 14,493	\$ 36,739	\$ 22,246

BEAUFORT COUNTY, SOUTH CAROLINA
 COMBINING SCHEDULE OF REVENUES, EXPENDITURES AND CHANGES IN FUND BALANCES
 NONMAJOR SPECIAL REVENUE FUNDS - ALCOHOL AND DRUG PROGRAMS
 For the Year Ended June 30, 2013

	<u>Community Based Treatment Program</u>		
	<u>Final Budget</u>	<u>Actual</u>	<u>Variance Positive (Negative)</u>
Revenues			
Intergovernmental	\$ 327,402	\$ 309,622	\$ (17,780)
Charges for Services	<u>80,013</u>	<u>111,196</u>	<u>31,183</u>
Total Revenues	<u>407,415</u>	<u>420,818</u>	<u>13,403</u>
Expenditures			
Public Health			
Personnel	457,518	375,301	82,217
Purchased Services	57,397	19,188	38,209
Supplies	<u>1,000</u>	<u>369</u>	<u>631</u>
Total Expenditures	<u>515,915</u>	<u>394,858</u>	<u>121,057</u>
Excess (deficiency) of revenues over expenditures	(108,500)	25,960	134,460
Other Financing Sources (Uses)			
Transfers In	<u>108,500</u>	-	<u>(108,500)</u>
Total Other Financing Sources (Uses)	<u>108,500</u>	-	<u>(108,500)</u>
Net Change in Fund Balance	-	25,960	25,960
Fund Balance - beginning	<u>5,803</u>	<u>5,803</u>	<u>-</u>
Fund Balance - ending	<u>\$ 5,803</u>	<u>\$ 31,763</u>	<u>\$ 25,960</u>

BEAUFORT COUNTY, SOUTH CAROLINA
 COMBINING SCHEDULE OF REVENUES, EXPENDITURES AND CHANGES IN FUND BALANCES
 NONMAJOR SPECIAL REVENUE FUNDS - ALCOHOL AND DRUG PROGRAMS
 For the Year Ended June 30, 2013

	Preventative Education Program		
	Final Budget	Actual	Variance Positive (Negative)
Revenues			
Intergovernmental	\$ 183,920	\$ 158,778	\$ (25,142)
Miscellaneous	-	500	500
Total Revenues	<u>183,920</u>	<u>159,278</u>	<u>(24,642)</u>
Expenditures			
Public Health			
Personnel	209,542	174,078	35,464
Purchased Services	42,178	13,915	28,263
Supplies	2,200	1,003	1,197
Total Expenditures	<u>253,920</u>	<u>188,996</u>	<u>64,924</u>
Excess (deficiency) of revenues over expenditures	(70,000)	(29,718)	40,282
Other Financing Sources (Uses)			
Transfers In	<u>70,000</u>	<u>20,000</u>	<u>(50,000)</u>
Total Other Financing Sources (Uses)	<u>70,000</u>	<u>20,000</u>	<u>(50,000)</u>
Net Change in Fund Balance	-	(9,718)	(9,718)
Fund Balance - beginning	<u>11,606</u>	<u>11,606</u>	-
Fund Balance - ending	<u>\$ 11,606</u>	<u>\$ 1,888</u>	<u>\$ (9,718)</u>

BEAUFORT COUNTY, SOUTH CAROLINA
 COMBINING SCHEDULE OF REVENUES, EXPENDITURES AND CHANGES IN FUND BALANCES
 NONMAJOR SPECIAL REVENUE FUNDS - ALCOHOL AND DRUG PROGRAMS
 For the Year Ended June 30, 2013

	Intensive Outpatient Program		
	Final Budget	Actual	Variance Positive (Negative)
Revenues			
Intergovernmental	\$ 46,782	\$ 66,969	\$ 20,187
Total Revenues	<u>46,782</u>	<u>66,969</u>	<u>20,187</u>
Expenditures			
Public Health			
Personnel	174,931	142,420	32,511
Purchased Services	10,318	4,756	5,562
Supplies	1,200	145	1,055
Total Expenditures	<u>186,449</u>	<u>147,321</u>	<u>39,128</u>
Excess (deficiency) of revenues over expenditures	(139,667)	(80,352)	59,315
Other Financing Sources (Uses)			
Transfers In	139,667	75,000	(64,667)
Total Other Financing Sources (Uses)	<u>139,667</u>	<u>75,000</u>	<u>(64,667)</u>
Net Change in Fund Balance	-	(5,352)	(5,352)
Fund Balance - beginning	<u>5,803</u>	<u>5,803</u>	<u>-</u>
Fund Balance - ending	<u>\$ 5,803</u>	<u>\$ 451</u>	<u>\$ (5,352)</u>

BEAUFORT COUNTY, SOUTH CAROLINA
 COMBINING SCHEDULE OF REVENUES, EXPENDITURES AND CHANGES IN FUND BALANCES
 NONMAJOR SPECIAL REVENUE FUNDS - ALCOHOL AND DRUG PROGRAMS
 For the Year Ended June 30, 2013

	Drug Court		Variance Positive (Negative)
	Final Budget	Actual	
Revenues			
Interest	\$ -	\$ 33	\$ 33
Total Revenues	<u>-</u>	<u>33</u>	<u>33</u>
Expenditures			
Public Health			
Purchased Services	14,050	8,382	5,668
Supplies	<u>21,550</u>	<u>18,780</u>	<u>2,770</u>
Total Expenditures	<u>35,600</u>	<u>27,162</u>	<u>8,438</u>
Excess (deficiency) of revenues over expenditures	(35,600)	(27,129)	8,471
Other Financing Sources (Uses)			
Transfers In	<u>-</u>	<u>-</u>	<u>-</u>
Total Other Financing Sources (Uses)	<u>-</u>	<u>-</u>	<u>-</u>
Net Change in Fund Balance	(35,600)	(27,129)	8,471
Fund Balance - beginning	<u>45,724</u>	<u>45,724</u>	<u>-</u>
Fund Balance - ending	<u>\$ 10,124</u>	<u>\$ 18,595</u>	<u>\$ 8,471</u>

BEAUFORT COUNTY, SOUTH CAROLINA
COMBINING SCHEDULE OF REVENUES, EXPENDITURES AND CHANGES IN FUND BALANCES
NONMAJOR SPECIAL REVENUE FUNDS - ALCOHOL AND DRUG PROGRAMS
For the Year Ended June 30, 2013

	Total		Variance Positive (Negative)
	Final Budget	Actual	
Revenues			
Intergovernmental	\$ 670,718	\$ 659,021	\$ (11,697)
Charges for Services	235,013	243,607	8,594
Interest	-	115	115
Miscellaneous	-	500	500
Total Revenues	<u>905,731</u>	<u>903,243</u>	<u>(2,488)</u>
Expenditures			
Public Health			
Personnel	1,081,767	1,049,068	32,699
Purchased Services	138,300	106,384	31,916
Supplies	47,764	37,643	10,121
Capital	23,500	26,081	(2,581)
Total Expenditures	<u>1,291,331</u>	<u>1,219,176</u>	<u>72,155</u>
Excess (deficiency) of revenues over expenditures	(385,600)	(315,933)	69,667
Other Financing Sources (Uses)			
Transfers In	350,000	445,000	95,000
Transfers Out	-	(95,000)	(95,000)
Total Other Financing Sources (Uses)	<u>350,000</u>	<u>350,000</u>	<u>-</u>
Net Change in Fund Balance	(35,600)	34,067	69,667
Fund Balance - beginning	<u>83,429</u>	<u>83,429</u>	<u>-</u>
Fund Balance - ending	<u>\$ 47,829</u>	<u>\$ 117,496</u>	<u>\$ 69,667</u>

BEAUFORT COUNTY, SOUTH CAROLINA
COMBINING BALANCE SHEET
NONMAJOR SPECIAL REVENUE FUNDS - DISABILITIES AND SPECIAL NEEDS PROGRAMS
June 30, 2013

	Central Adminis- tration	Employed Services Program	Supervised Management Program	Service Coordination Program	Family Support Program	Old Shell Plants Program	Old Shell Pottery Program	Port Royal Residence Program	Early Intervention Program
<u>ASSETS</u>									
Cash and Equity in Pooled Cash and Investments	\$ 424,515	\$ 34,315	\$ 2,319	\$ 8,466	\$ 5,643	\$ 2,176	\$ 1,728	\$ 38,835	\$ 18,663
Receivables, Net	-	3,791	-	-	-	-	-	-	-
Prepaid Items	7,437	9,921	54	324	-	-	-	1,373	216
Total Assets	<u>\$ 431,952</u>	<u>\$ 48,027</u>	<u>\$ 2,373</u>	<u>\$ 8,790</u>	<u>\$ 5,643</u>	<u>\$ 2,176</u>	<u>\$ 1,728</u>	<u>\$ 40,208</u>	<u>\$ 18,879</u>
<u>LIABILITIES</u>									
Accounts Payable	\$ 26,995	\$ 23,108	\$ 42	\$ 204	\$ -	\$ 5	\$ -	\$ 10,506	\$ 671
Accrued Payroll	11,461	24,179	1,592	7,881	-	-	-	29,372	8,500
Due to Others	21,365	-	-	-	-	-	-	-	-
Total Liabilities	<u>59,821</u>	<u>47,287</u>	<u>1,634</u>	<u>8,085</u>	<u>-</u>	<u>5</u>	<u>-</u>	<u>39,878</u>	<u>9,171</u>
<u>FUND BALANCE</u>									
Nonspendable	7,437	9,921	54	324	-	-	-	1,373	216
Restricted	364,694	(9,181)	685	381	5,643	2,171	1,728	(1,043)	9,492
Total Fund Balance	<u>372,131</u>	<u>740</u>	<u>739</u>	<u>705</u>	<u>5,643</u>	<u>2,171</u>	<u>1,728</u>	<u>330</u>	<u>9,708</u>
Total Liabilities and Fund Balance	<u>\$ 431,952</u>	<u>\$ 48,027</u>	<u>\$ 2,373</u>	<u>\$ 8,790</u>	<u>\$ 5,643</u>	<u>\$ 2,176</u>	<u>\$ 1,728</u>	<u>\$ 40,208</u>	<u>\$ 18,879</u>

BEAUFORT COUNTY, SOUTH CAROLINA
COMBINING BALANCE SHEET
NONMAJOR SPECIAL REVENUE FUNDS - DISABILITIES AND SPECIAL NEEDS PROGRAMS
June 30, 2013

	Summer Services Program	Community Training Program	Enhanced Services Program	Respite Program	CTH 1 Program	CTH 1 D Program	Breakers Program	Waiver Respite Providers	Community Support Waiver	Total
<u>ASSETS</u>										
Cash and Equity in Pooled Cash and Investments	\$ 7,172	\$ 32,690	\$ 2,764	\$ 17,637	\$ 14,523	\$ 72	\$ 1,306	\$ 8,690	\$ 72	\$ 621,586
Receivables, Net	-	-	-	-	-	-	-	-	-	3,791
Prepaid Items	-	7,589	-	-	-	-	-	-	-	26,914
Total Assets	<u>\$ 7,172</u>	<u>\$ 40,279</u>	<u>\$ 2,764</u>	<u>\$ 17,637</u>	<u>\$ 14,523</u>	<u>\$ 72</u>	<u>\$ 1,306</u>	<u>\$ 8,690</u>	<u>\$ 72</u>	<u>\$ 652,291</u>
<u>LIABILITIES</u>										
Accounts Payable	\$ 2,438	\$ 10,032	\$ 2,438	\$ 726	\$ 5,262	\$ -	\$ 20	\$ -	\$ -	\$ 82,447
Accrued Payroll	1,498	30,225	-	-	87	-	473	1,133	-	116,401
Due to Others	-	-	-	-	-	-	-	-	-	21,365
Total Liabilities	<u>3,936</u>	<u>40,257</u>	<u>2,438</u>	<u>726</u>	<u>5,349</u>	<u>-</u>	<u>493</u>	<u>1,133</u>	<u>-</u>	<u>220,213</u>
<u>FUND BALANCE</u>										
Nonspendable	-	7,589	-	-	-	-	-	-	-	26,914
Restricted	3,236	(7,567)	326	16,911	9,174	72	813	7,557	72	405,164
Total Fund Balance	<u>3,236</u>	<u>22</u>	<u>326</u>	<u>16,911</u>	<u>9,174</u>	<u>72</u>	<u>813</u>	<u>7,557</u>	<u>72</u>	<u>432,078</u>
Total Liabilities and Fund Balance	<u>\$ 7,172</u>	<u>\$ 40,279</u>	<u>\$ 2,764</u>	<u>\$ 17,637</u>	<u>\$ 14,523</u>	<u>\$ 72</u>	<u>\$ 1,306</u>	<u>\$ 8,690</u>	<u>\$ 72</u>	<u>\$ 652,291</u>

BEAUFORT COUNTY, SOUTH CAROLINA
COMBINING SCHEDULE OF REVENUES, EXPENDITURES AND CHANGES IN FUND BALANCES
NONMAJOR SPECIAL REVENUE FUNDS - DISABILITIES AND SPECIAL NEEDS PROGRAMS
For the Year Ended June 30, 2013

	Central Administration		Variance Positive (Negative)
	Final Budget	Actual	
Revenues			
Intergovernmental	\$ -	\$ 20,000	\$ 20,000
Interest	-	338	338
Miscellaneous	<u>3,000</u>	<u>2,605</u>	<u>(395)</u>
Total Revenues	<u>3,000</u>	<u>22,943</u>	<u>19,943</u>
Expenditures			
Public Health			
Personnel	445,990	441,895	4,095
Purchased Services	163,546	158,309	5,237
Supplies	46,290	28,387	17,903
Capital	<u>80,000</u>	<u>1,121</u>	<u>78,879</u>
Total Expenditures	<u>735,826</u>	<u>629,712</u>	<u>106,114</u>
Excess (deficiency) of revenues over expenditures	(732,826)	(606,769)	126,057
Other Financing Sources (Uses)			
Transfers In	634,020	1,700,000	1,065,980
Transfers Out	<u>(8,100)</u>	<u>(721,100)</u>	<u>(713,000)</u>
Total Other Financing Sources (Uses)	<u>625,920</u>	<u>978,900</u>	<u>352,980</u>
Net Change in Fund Balance	(106,906)	372,131	479,037
Fund Balance - beginning	<u>-</u>	<u>-</u>	<u>-</u>
Fund Balance - ending	<u>\$ (106,906)</u>	<u>\$ 372,131</u>	<u>\$ 479,037</u>

BEAUFORT COUNTY, SOUTH CAROLINA
 COMBINING SCHEDULE OF REVENUES, EXPENDITURES AND CHANGES IN FUND BALANCES
 NONMAJOR SPECIAL REVENUE FUNDS - DISABILITIES AND SPECIAL NEEDS PROGRAMS
 For the Year Ended June 30, 2013

	Employed Services Program		
	Final Budget	Actual	Variance Positive (Negative)
Revenues			
Intergovernmental	\$ 1,059,564	\$ 1,125,284	\$ 65,720
Charges for Services	20,700	13,659	(7,041)
Miscellaneous	<u>98,486</u>	<u>90,170</u>	<u>(8,316)</u>
Total Revenues	<u>1,178,750</u>	<u>1,229,113</u>	<u>50,363</u>
Expenditures			
Public Health			
Personnel	1,049,864	996,385	53,479
Purchased Services	367,833	367,107	726
Supplies	<u>100,610</u>	<u>91,993</u>	<u>8,617</u>
Total Expenditures	<u>1,518,307</u>	<u>1,455,485</u>	<u>62,822</u>
Excess (deficiency) of revenues over expenditures	(339,557)	(226,372)	113,185
Other Financing Sources (Uses)			
Transfers In	<u>339,557</u>	<u>227,100</u>	<u>(112,457)</u>
Total Other Financing Sources (Uses)	<u>339,557</u>	<u>227,100</u>	<u>(112,457)</u>
Net Change in Fund Balance	-	728	728
Fund Balance - beginning	<u>12</u>	<u>12</u>	<u>-</u>
Fund Balance - ending	<u>\$ 12</u>	<u>\$ 740</u>	<u>\$ 728</u>

BEAUFORT COUNTY, SOUTH CAROLINA
 COMBINING SCHEDULE OF REVENUES, EXPENDITURES AND CHANGES IN FUND BALANCES
 NONMAJOR SPECIAL REVENUE FUNDS - DISABILITIES AND SPECIAL NEEDS PROGRAMS
 For the Year Ended June 30, 2013

	Supervised Management Program		
	Final Budget	Actual	Variance Positive (Negative)
Revenues			
Intergovernmental	\$ 63,711	\$ 70,797	\$ 7,086
Total Revenues	<u>63,711</u>	<u>70,797</u>	<u>7,086</u>
Expenditures			
Public Health			
Personnel	56,981	64,175	(7,194)
Purchased Services	3,600	3,496	104
Supplies	<u>3,130</u>	<u>2,387</u>	<u>743</u>
Total Expenditures	<u>63,711</u>	<u>70,058</u>	<u>(6,347)</u>
Excess (deficiency) of revenues over expenditures	-	739	739
Other Financing Sources (Uses)			
Transfers In	<u>-</u>	<u>-</u>	<u>-</u>
Total Other Financing Sources (Uses)	<u>-</u>	<u>-</u>	<u>-</u>
Net Change in Fund Balance	-	739	739
Fund Balance - beginning	<u>-</u>	<u>-</u>	<u>-</u>
Fund Balance - ending	<u>\$ -</u>	<u>\$ 739</u>	<u>\$ 739</u>

BEAUFORT COUNTY, SOUTH CAROLINA
 COMBINING SCHEDULE OF REVENUES, EXPENDITURES AND CHANGES IN FUND BALANCES
 NONMAJOR SPECIAL REVENUE FUNDS - DISABILITIES AND SPECIAL NEEDS PROGRAMS
 For the Year Ended June 30, 2013

	Service Coordination Program		
	Final Budget	Actual	Variance Positive (Negative)
Revenues			
Intergovernmental	\$ 188,252	\$ 195,056	\$ 6,804
Total Revenues	<u>188,252</u>	<u>195,056</u>	<u>6,804</u>
Expenditures			
Public Health			
Personnel	308,120	313,579	(5,459)
Purchased Services	1,400	1,150	250
Supplies	<u>4,060</u>	<u>4,622</u>	<u>(562)</u>
Total Expenditures	<u>313,580</u>	<u>319,351</u>	<u>(5,771)</u>
Excess (deficiency) of revenues over expenditures	(125,328)	(124,295)	1,033
Other Financing Sources (Uses)			
Transfers In	<u>125,328</u>	<u>125,000</u>	<u>(328)</u>
Total Other Financing Sources (Uses)	<u>125,328</u>	<u>125,000</u>	<u>(328)</u>
Net Change in Fund Balance	-	705	705
Fund Balance - beginning	<u>-</u>	<u>-</u>	<u>-</u>
Fund Balance - ending	<u>\$ -</u>	<u>\$ 705</u>	<u>\$ 705</u>

BEAUFORT COUNTY, SOUTH CAROLINA
 COMBINING SCHEDULE OF REVENUES, EXPENDITURES AND CHANGES IN FUND BALANCES
 NONMAJOR SPECIAL REVENUE FUNDS - DISABILITIES AND SPECIAL NEEDS PROGRAMS
 For the Year Ended June 30, 2013

	Family Support Program		
	Final Budget	Actual	Variance Positive (Negative)
Revenues			
Intergovernmental	\$ 4,000	\$ 4,000	\$ -
Total Revenues	<u>4,000</u>	<u>4,000</u>	<u>-</u>
Expenditures			
Public Health			
Purchased Services	<u>4,000</u>	<u>3,514</u>	<u>486</u>
Total Expenditures	<u>4,000</u>	<u>3,514</u>	<u>486</u>
Excess (deficiency) of revenues over expenditures	-	486	486
Other Financing Sources (Uses)			
Transfers In	<u>-</u>	<u>-</u>	<u>-</u>
Total Other Financing Sources (Uses)	<u>-</u>	<u>-</u>	<u>-</u>
Net Change in Fund Balance	-	486	486
Fund Balance - beginning	<u>5,157</u>	<u>5,157</u>	<u>-</u>
Fund Balance - ending	<u>\$ 5,157</u>	<u>\$ 5,643</u>	<u>\$ 486</u>

BEAUFORT COUNTY, SOUTH CAROLINA
 COMBINING SCHEDULE OF REVENUES, EXPENDITURES AND CHANGES IN FUND BALANCES
 NONMAJOR SPECIAL REVENUE FUNDS - DISABILITIES AND SPECIAL NEEDS PROGRAMS
 For the Year Ended June 30, 2013

	Old Shell Plants Program		
	Final Budget	Actual	Variance Positive (Negative)
Revenues			
Miscellaneous	\$ -	\$ 158	\$ 158
Total Revenues	<u>-</u>	<u>158</u>	<u>158</u>
Expenditures			
Public Health			
Supplies	-	203	(203)
Total Expenditures	<u>-</u>	<u>203</u>	<u>(203)</u>
Excess (deficiency) of revenues over expenditures	-	(45)	(45)
Other Financing Sources (Uses)			
Transfers In	-	-	-
Total Other Financing Sources (Uses)	<u>-</u>	<u>-</u>	<u>-</u>
Net Change in Fund Balance	-	(45)	(45)
Fund Balance - beginning	<u>2,216</u>	<u>2,216</u>	<u>-</u>
Fund Balance - ending	<u>\$ 2,216</u>	<u>\$ 2,171</u>	<u>\$ (45)</u>

BEAUFORT COUNTY, SOUTH CAROLINA
COMBINING SCHEDULE OF REVENUES, EXPENDITURES AND CHANGES IN FUND BALANCES
NONMAJOR SPECIAL REVENUE FUNDS - DISABILITIES AND SPECIAL NEEDS PROGRAMS
For the Year Ended June 30, 2013

	Old Shell Pottery Program		
	Final Budget	Actual	Variance Positive (Negative)
Revenues			
Miscellaneous	\$ -	\$ 51	\$ 51
Total Revenues	<u>-</u>	<u>51</u>	<u>51</u>
Expenditures			
Public Health			
Supplies	-	3	(3)
Total Expenditures	<u>-</u>	<u>3</u>	<u>(3)</u>
Excess (deficiency) of revenues over expenditures	-	48	48
Other Financing Sources (Uses)			
Transfers In	-	-	-
Total Other Financing Sources (Uses)	<u>-</u>	<u>-</u>	<u>-</u>
Net Change in Fund Balance	-	48	48
Fund Balance - beginning	<u>1,680</u>	<u>1,680</u>	<u>-</u>
Fund Balance - ending	<u>\$ 1,680</u>	<u>\$ 1,728</u>	<u>\$ 48</u>

BEAUFORT COUNTY, SOUTH CAROLINA
COMBINING SCHEDULE OF REVENUES, EXPENDITURES AND CHANGES IN FUND BALANCES
NONMAJOR SPECIAL REVENUE FUNDS - DISABILITIES AND SPECIAL NEEDS PROGRAMS
For the Year Ended June 30, 2013

	Port Royal Residence Program		
	Final Budget	Actual	Variance Positive (Negative)
Revenues			
Intergovernmental	\$ 906,624	\$ 1,010,445	\$ 103,821
Charges for Services	103,932	104,392	460
Total Revenues	<u>1,010,556</u>	<u>1,114,837</u>	<u>104,281</u>
Expenditures			
Public Health			
Personnel	1,173,487	1,179,374	(5,887)
Purchased Services	72,750	69,609	3,141
Supplies	<u>72,587</u>	<u>75,524</u>	<u>(2,937)</u>
Total Expenditures	<u>1,318,824</u>	<u>1,324,507</u>	<u>(5,683)</u>
Excess (deficiency) of revenues over expenditures	(308,268)	(209,670)	98,598
Other Financing Sources (Uses)			
Transfers In	<u>308,268</u>	<u>210,000</u>	<u>(98,268)</u>
Total Other Financing Sources (Uses)	<u>308,268</u>	<u>210,000</u>	<u>(98,268)</u>
Net Change in Fund Balance	-	330	330
Fund Balance - beginning	-	-	-
Fund Balance - ending	<u>\$ -</u>	<u>\$ 330</u>	<u>\$ 330</u>

BEAUFORT COUNTY, SOUTH CAROLINA
 COMBINING SCHEDULE OF REVENUES, EXPENDITURES AND CHANGES IN FUND BALANCES
 NONMAJOR SPECIAL REVENUE FUNDS - DISABILITIES AND SPECIAL NEEDS PROGRAMS
 For the Year Ended June 30, 2013

	Early Intervention Program		
	Final Budget	Actual	Variance Positive (Negative)
Revenues			
Intergovernmental	\$ 373,533	\$ 369,769	\$ (3,764)
Total Revenues	<u>373,533</u>	<u>369,769</u>	<u>(3,764)</u>
Expenditures			
Public Health			
Personnel	357,633	345,113	12,520
Purchased Services	6,150	5,097	1,053
Supplies	<u>9,750</u>	<u>9,851</u>	<u>(101)</u>
Total Expenditures	<u>373,533</u>	<u>360,061</u>	<u>13,472</u>
Excess (deficiency) of revenues over expenditures	-	9,708	9,708
Other Financing Sources (Uses)			
Transfers In	<u>-</u>	<u>-</u>	<u>-</u>
Total Other Financing Sources (Uses)	<u>-</u>	<u>-</u>	<u>-</u>
Net Change in Fund Balance	-	9,708	9,708
Fund Balance - beginning	<u>-</u>	<u>-</u>	<u>-</u>
Fund Balance - ending	<u>\$ -</u>	<u>\$ 9,708</u>	<u>\$ 9,708</u>

BEAUFORT COUNTY, SOUTH CAROLINA
 COMBINING SCHEDULE OF REVENUES, EXPENDITURES AND CHANGES IN FUND BALANCES
 NONMAJOR SPECIAL REVENUE FUNDS - DISABILITIES AND SPECIAL NEEDS PROGRAMS
 For the Year Ended June 30, 2013

	Summer Services Program		
	Final Budget	Actual	Variance Positive (Negative)
Revenues			
Intergovernmental	\$ 7,251	\$ 4,500	\$ (2,751)
Miscellaneous	1,000	1,050	50
Total Revenues	<u>8,251</u>	<u>5,550</u>	<u>(2,701)</u>
Expenditures			
Public Health			
Personnel	9,592	10,592	(1,000)
Purchased Services	13,404	5,398	8,006
Supplies	4,255	2,376	1,879
Total Expenditures	<u>27,251</u>	<u>18,366</u>	<u>8,885</u>
Excess (deficiency) of revenues over expenditures	(19,000)	(12,816)	6,184
Other Financing Sources (Uses)			
Transfers In	-	-	-
Total Other Financing Sources (Uses)	<u>-</u>	<u>-</u>	<u>-</u>
Net Change in Fund Balance	(19,000)	(12,816)	6,184
Fund Balance - beginning	<u>16,052</u>	<u>16,052</u>	<u>-</u>
Fund Balance - ending	<u>\$ (2,948)</u>	<u>\$ 3,236</u>	<u>\$ 6,184</u>

BEAUFORT COUNTY, SOUTH CAROLINA
 COMBINING SCHEDULE OF REVENUES, EXPENDITURES AND CHANGES IN FUND BALANCES
 NONMAJOR SPECIAL REVENUE FUNDS - DISABILITIES AND SPECIAL NEEDS PROGRAMS
 For the Year Ended June 30, 2013

	Community Training Program		
	Final Budget	Actual	Variance Positive (Negative)
Revenues			
Intergovernmental	\$ 968,281	\$ 1,090,920	\$ 122,639
Charges for Services	150,172	150,978	806
Total Revenues	<u>1,118,453</u>	<u>1,241,898</u>	<u>123,445</u>
Expenditures			
Public Health			
Personnel	1,283,288	1,214,214	69,074
Purchased Services	84,527	86,206	(1,679)
Supplies	92,235	96,456	(4,221)
Total Expenditures	<u>1,460,050</u>	<u>1,396,876</u>	<u>63,174</u>
Excess (deficiency) of revenues over expenditures	(341,597)	(154,978)	186,619
Other Financing Sources (Uses)			
Transfers In	341,597	155,000	(186,597)
Total Other Financing Sources (Uses)	<u>341,597</u>	<u>155,000</u>	<u>(186,597)</u>
Net Change in Fund Balance	-	22	22
Fund Balance - beginning	-	-	-
Fund Balance - ending	<u>\$ -</u>	<u>\$ 22</u>	<u>\$ 22</u>

BEAUFORT COUNTY, SOUTH CAROLINA
 COMBINING SCHEDULE OF REVENUES, EXPENDITURES AND CHANGES IN FUND BALANCES
 NONMAJOR SPECIAL REVENUE FUNDS - DISABILITIES AND SPECIAL NEEDS PROGRAMS
 For the Year Ended June 30, 2013

	Enhanced Services Program		
	Final Budget	Actual	Variance Positive (Negative)
Revenues			
Intergovernmental	\$ 182,675	\$ 246,874	\$ 64,199
Total Revenues	<u>182,675</u>	<u>246,874</u>	<u>64,199</u>
Expenditures			
Public Health			
Purchased Services	<u>182,675</u>	<u>249,548</u>	<u>(66,873)</u>
Total Expenditures	<u>182,675</u>	<u>249,548</u>	<u>(66,873)</u>
Excess (deficiency) of revenues over expenditures	-	(2,674)	(2,674)
Other Financing Sources (Uses)			
Transfers In	<u>-</u>	<u>3,000</u>	<u>3,000</u>
Total Other Financing Sources (Uses)	<u>-</u>	<u>3,000</u>	<u>3,000</u>
Net Change in Fund Balance	-	326	326
Fund Balance - beginning	<u>-</u>	<u>-</u>	<u>-</u>
Fund Balance - ending	<u>\$ -</u>	<u>\$ 326</u>	<u>\$ 326</u>

Dave Shipper
Beaufort County Resident



BEAUFORT COUNTY, SOUTH CAROLINA
 COMBINING SCHEDULE OF REVENUES, EXPENDITURES AND CHANGES IN FUND BALANCES
 NONMAJOR SPECIAL REVENUE FUNDS - DISABILITIES AND SPECIAL NEEDS PROGRAMS
 For the Year Ended June 30, 2013

	Respite Program		
	Final Budget	Actual	Variance Positive (Negative)
Revenues			
Intergovernmental	\$ 23,075	\$ 21,041	\$ (2,034)
Total Revenues	<u>23,075</u>	<u>21,041</u>	<u>(2,034)</u>
Expenditures			
Public Health			
Personnel	-	940	(940)
Purchased Services	<u>23,075</u>	<u>12,965</u>	<u>10,110</u>
Total Expenditures	<u>23,075</u>	<u>13,905</u>	<u>9,170</u>
Excess (deficiency) of revenues over expenditures	-	7,136	7,136
Other Financing Sources (Uses)			
Transfers In	<u>-</u>	<u>-</u>	<u>-</u>
Total Other Financing Sources (Uses)	<u>-</u>	<u>-</u>	<u>-</u>
Net Change in Fund Balance	-	7,136	7,136
Fund Balance - beginning	<u>9,775</u>	<u>9,775</u>	<u>-</u>
Fund Balance - ending	<u>\$ 9,775</u>	<u>\$ 16,911</u>	<u>\$ 7,136</u>

BEAUFORT COUNTY, SOUTH CAROLINA
 COMBINING SCHEDULE OF REVENUES, EXPENDITURES AND CHANGES IN FUND BALANCES
 NONMAJOR SPECIAL REVENUE FUNDS - DISABILITIES AND SPECIAL NEEDS PROGRAMS
 For the Year Ended June 30, 2013

	CTH 1 Program		
	Final Budget	Actual	Variance Positive (Negative)
Revenues			
Intergovernmental	\$ 43,809	\$ 47,565	\$ 3,756
Total Revenues	<u>43,809</u>	<u>47,565</u>	<u>3,756</u>
Expenditures			
Public Health			
Personnel	15,865	9,443	6,422
Purchased Services	<u>32,500</u>	<u>28,949</u>	<u>3,551</u>
Total Expenditures	<u>48,365</u>	<u>38,392</u>	<u>9,973</u>
Excess (deficiency) of revenues over expenditures	(4,556)	9,173	13,729
Other Financing Sources (Uses)			
Transfers In	<u>4,556</u>	-	<u>(4,556)</u>
Total Other Financing Sources (Uses)	<u>4,556</u>	-	<u>(4,556)</u>
Net Change in Fund Balance	-	9,173	9,173
Fund Balance - beginning	<u>1</u>	<u>1</u>	<u>-</u>
Fund Balance - ending	<u>\$ 1</u>	<u>\$ 9,174</u>	<u>\$ 9,173</u>

BEAUFORT COUNTY, SOUTH CAROLINA
 COMBINING SCHEDULE OF REVENUES, EXPENDITURES AND CHANGES IN FUND BALANCES
 NONMAJOR SPECIAL REVENUE FUNDS - DISABILITIES AND SPECIAL NEEDS PROGRAMS
 For the Year Ended June 30, 2013

	CTH 1 D Program		
	Final Budget	Actual	Variance Positive (Negative)
Revenues			
Intergovernmental	\$ 53,046	\$ -	\$ (53,046)
Total Revenues	<u>53,046</u>	<u>-</u>	<u>(53,046)</u>
Expenditures			
Public Health			
Personnel	35,190	428	34,762
Purchased Services	<u>5,000</u>	<u>-</u>	<u>5,000</u>
Total Expenditures	<u>40,190</u>	<u>428</u>	<u>39,762</u>
Excess (deficiency) of revenues over expenditures	12,856	(428)	(13,284)
Other Financing Sources (Uses)			
Transfers In	<u>-</u>	<u>500</u>	<u>500</u>
Total Other Financing Sources (Uses)	<u>-</u>	<u>500</u>	<u>500</u>
Net Change in Fund Balance	12,856	72	(12,784)
Fund Balance - beginning	<u>-</u>	<u>-</u>	<u>-</u>
Fund Balance - ending	<u>\$ 12,856</u>	<u>\$ 72</u>	<u>\$ (12,784)</u>

BEAUFORT COUNTY, SOUTH CAROLINA
 COMBINING SCHEDULE OF REVENUES, EXPENDITURES AND CHANGES IN FUND BALANCES
 NONMAJOR SPECIAL REVENUE FUNDS - DISABILITIES AND SPECIAL NEEDS PROGRAMS
 For the Year Ended June 30, 2013

	Breakers Program		
	Final Budget	Actual	Variance Positive (Negative)
Revenues			
Intergovernmental	\$ 60,000	\$ 41,866	\$ (18,134)
Interest	-	6	6
Total Revenues	<u>60,000</u>	<u>41,872</u>	<u>(18,128)</u>
Expenditures			
Public Health			
Personnel	51,544	47,418	4,126
Purchased Services	6,900	9,073	(2,173)
Supplies	<u>1,556</u>	<u>839</u>	<u>717</u>
Total Expenditures	<u>60,000</u>	<u>57,330</u>	<u>2,670</u>
Excess (deficiency) of revenues over expenditures	-	(15,458)	(15,458)
Other Financing Sources (Uses)			
Transfers In	-	-	-
Total Other Financing Sources (Uses)	<u>-</u>	<u>-</u>	<u>-</u>
Net Change in Fund Balance	-	(15,458)	(15,458)
Fund Balance - beginning	<u>16,271</u>	<u>16,271</u>	<u>-</u>
Fund Balance - ending	<u>\$ 16,271</u>	<u>\$ 813</u>	<u>\$ (15,458)</u>

BEAUFORT COUNTY, SOUTH CAROLINA
 COMBINING SCHEDULE OF REVENUES, EXPENDITURES AND CHANGES IN FUND BALANCES
 NONMAJOR SPECIAL REVENUE FUNDS - DISABILITIES AND SPECIAL NEEDS PROGRAMS
 For the Year Ended June 30, 2013

	Waiver Respite Providers		
	Final Budget	Actual	Variance Positive (Negative)
Revenues			
Intergovernmental	\$ 33,870	\$ 44,925	\$ 11,055
Interest	-	1	1
Total Revenues	<u>33,870</u>	<u>44,926</u>	<u>11,056</u>
Expenditures			
Public Health			
Personnel	<u>33,870</u>	<u>37,369</u>	<u>(3,499)</u>
Total Expenditures	<u>33,870</u>	<u>37,369</u>	<u>(3,499)</u>
Excess (deficiency) of revenues over expenditures	-	7,557	7,557
Other Financing Sources (Uses)			
Transfers In	-	-	-
Total Other Financing Sources (Uses)	<u>-</u>	<u>-</u>	<u>-</u>
Net Change in Fund Balance	-	7,557	7,557
Fund Balance - beginning	-	-	-
Fund Balance - ending	<u>\$ -</u>	<u>\$ 7,557</u>	<u>\$ 7,557</u>

BEAUFORT COUNTY, SOUTH CAROLINA
 COMBINING SCHEDULE OF REVENUES, EXPENDITURES AND CHANGES IN FUND BALANCES
 NONMAJOR SPECIAL REVENUE FUNDS - DISABILITIES AND SPECIAL NEEDS PROGRAMS
 For the Year Ended June 30, 2013

	DSN Community Support Waiver		
	Final Budget	Actual	Variance Positive (Negative)
Revenues			
Intergovernmental	\$ 34,886	\$ -	\$ (34,886)
Total Revenues	<u>34,886</u>	<u>-</u>	<u>(34,886)</u>
Expenditures			
Public Health			
Personnel	<u>69,660</u>	<u>428</u>	<u>69,232</u>
Total Expenditures	<u>69,660</u>	<u>428</u>	<u>69,232</u>
Excess (deficiency) of revenues over expenditures	(34,774)	(428)	34,346
Other Financing Sources (Uses)			
Transfers In	<u>34,774</u>	<u>500</u>	<u>(34,274)</u>
Total Other Financing Sources (Uses)	<u>34,774</u>	<u>500</u>	<u>(34,274)</u>
Net Change in Fund Balance	-	72	72
Fund Balance - beginning	<u>-</u>	<u>-</u>	<u>-</u>
Fund Balance - ending	<u>\$ -</u>	<u>\$ 72</u>	<u>\$ 72</u>

BEAUFORT COUNTY, SOUTH CAROLINA
 COMBINING SCHEDULE OF REVENUES, EXPENDITURES AND CHANGES IN FUND BALANCES
 NONMAJOR SPECIAL REVENUE FUNDS - DISABILITIES AND SPECIAL NEEDS PROGRAMS
 For the Year Ended June 30, 2013

	Total		
	Final Budget	Actual	Variance Positive (Negative)
Revenues			
Intergovernmental	\$ 4,002,577	\$ 4,293,042	\$ 290,465
Charges for Services	274,804	269,029	(5,775)
Interest	-	345	345
Miscellaneous	<u>102,486</u>	<u>94,034</u>	<u>(8,452)</u>
Total Revenues	<u>4,379,867</u>	<u>4,656,450</u>	<u>276,583</u>
Expenditures			
Public Health			
Personnel	4,891,084	4,661,353	229,731
Purchased Services	967,360	1,000,421	(33,061)
Supplies	334,473	312,641	21,832
Capital	<u>80,000</u>	<u>1,121</u>	<u>78,879</u>
Total Expenditures	<u>6,272,917</u>	<u>5,975,536</u>	<u>297,381</u>
Excess (deficiency) of revenues over expenditures	(1,893,050)	(1,319,086)	573,964
Other Financing Sources (Uses)			
Transfers In	1,788,100	2,421,100	633,000
Transfers Out	<u>(8,100)</u>	<u>(721,100)</u>	<u>(713,000)</u>
Total Other Financing Sources (Uses)	<u>1,780,000</u>	<u>1,700,000</u>	<u>(80,000)</u>
Net Change in Fund Balance	(113,050)	380,914	493,964
Fund Balance - beginning	<u>51,164</u>	<u>51,164</u>	<u>-</u>
Fund Balance - ending	<u>\$ (61,886)</u>	<u>\$ 432,078</u>	<u>\$ 493,964</u>



Nick Cole
Beaufort County Resident

BEAUFORT COUNTY, SOUTH CAROLINA
 COMBINING BALANCE SHEET
 NONMAJOR SPECIAL REVENUE FUNDS - PUBLIC WELFARE PROGRAMS
 June 30, 2013

	Daufuskie Ferry Grant	HUD Homes Program	CDBG Water Grants	Collaborative Organization for Services to Youth	Total
ASSETS					
Cash and Equity in Pooled Cash and Investments	\$ 93,411	\$ 12,645	\$ -	\$ 75,524	\$ 181,580
Receivables, Net	-	21,386	-	7,000	28,386
Due from Other Governments	-	-	10,400	4,575	14,975
Total Assets	<u>\$ 93,411</u>	<u>\$ 34,031</u>	<u>\$ 10,400</u>	<u>\$ 87,099</u>	<u>\$ 224,941</u>
LIABILITIES					
Accounts Payable	\$ 5,020	\$ 34,031	\$ 5,100	\$ 6,927	\$ 51,078
Accrued Payroll	-	-	-	4,342	4,342
Total Liabilities	<u>5,020</u>	<u>34,031</u>	<u>5,100</u>	<u>11,269</u>	<u>55,420</u>
FUND BALANCE					
Restricted	<u>88,391</u>	<u>-</u>	<u>5,300</u>	<u>75,830</u>	<u>169,521</u>
Total Fund Balance	<u>88,391</u>	<u>-</u>	<u>5,300</u>	<u>75,830</u>	<u>169,521</u>
Total Liabilities and Fund Balance	<u>\$ 93,411</u>	<u>\$ 34,031</u>	<u>\$ 10,400</u>	<u>\$ 87,099</u>	<u>\$ 224,941</u>

BEAUFORT COUNTY, SOUTH CAROLINA
 COMBINING SCHEDULE OF REVENUES, EXPENDITURES AND CHANGES IN FUND BALANCES
 NONMAJOR SPECIAL REVENUE FUNDS - PUBLIC WELFARE PROGRAMS
 For the Year Ended June 30, 2013

	Daufuskie Ferry Grant		
	Final Budget	Actual	Variance Positive (Negative)
Revenues			
Intergovernmental	\$ 50,000	\$ 50,000	\$ -
Charges for Services	<u>23,000</u>	<u>39,245</u>	<u>16,245</u>
Total Revenues	<u>73,000</u>	<u>89,245</u>	<u>16,245</u>
Expenditures			
Public Welfare			
Other	<u>348,908</u>	<u>276,762</u>	<u>72,146</u>
Total Expenditures	<u>348,908</u>	<u>276,762</u>	<u>72,146</u>
Excess (deficiency) of revenues over expenditures	(275,908)	(187,517)	88,391
Other Financing Sources (Uses)			
Transfers In	<u>250,000</u>	<u>250,000</u>	<u>-</u>
Total Other Financing Sources (Uses)	<u>250,000</u>	<u>250,000</u>	<u>-</u>
Net Change in Fund Balance	(25,908)	62,483	88,391
Fund Balance - beginning	<u>25,908</u>	<u>25,908</u>	<u>-</u>
Fund Balance - ending	<u>\$ -</u>	<u>\$ 88,391</u>	<u>\$ 88,391</u>

BEAUFORT COUNTY, SOUTH CAROLINA
 COMBINING SCHEDULE OF REVENUES, EXPENDITURES AND CHANGES IN FUND BALANCES
 NONMAJOR SPECIAL REVENUE FUNDS - PUBLIC WELFARE PROGRAMS
 For the Year Ended June 30, 2013

	HUD Homes Program		
	Final Budget	Actual	Variance Positive (Negative)
Revenues			
Intergovernmental	\$ 700,000	\$ 539,028	\$ (160,972)
Total Revenues	<u>700,000</u>	<u>539,028</u>	<u>(160,972)</u>
Expenditures			
Public Welfare			
Other	<u>700,000</u>	<u>539,028</u>	<u>160,972</u>
Total Expenditures	<u>700,000</u>	<u>539,028</u>	<u>160,972</u>
Excess (deficiency) of revenues over expenditures	-	-	-
Other Financing Sources (Uses)			
Transfers In	<u>-</u>	<u>-</u>	<u>-</u>
Total Other Financing Sources (Uses)	<u>-</u>	<u>-</u>	<u>-</u>
Net Change in Fund Balance	-	-	-
Fund Balance - beginning	<u>-</u>	<u>-</u>	<u>-</u>
Fund Balance - ending	<u>\$ -</u>	<u>\$ -</u>	<u>\$ -</u>

BEAUFORT COUNTY, SOUTH CAROLINA
 COMBINING SCHEDULE OF REVENUES, EXPENDITURES AND CHANGES IN FUND BALANCES
 NONMAJOR SPECIAL REVENUE FUNDS - PUBLIC WELFARE PROGRAMS
 For the Year Ended June 30, 2013

	CDBG Water Grants		
	Final Budget	Actual	Variance Positive (Negative)
Revenues			
Intergovernmental	\$ 200,000	\$ 19,182	\$ (180,818)
Total Revenues	<u>200,000</u>	<u>19,182</u>	<u>(180,818)</u>
Expenditures			
Public Welfare			
Other	<u>200,000</u>	<u>13,882</u>	<u>186,118</u>
Total Expenditures	<u>200,000</u>	<u>13,882</u>	<u>186,118</u>
Excess (deficiency) of revenues over expenditures	-	5,300	5,300
Other Financing Sources (Uses)			
Transfers In	<u>-</u>	<u>-</u>	<u>-</u>
Total Other Financing Sources (Uses)	<u>-</u>	<u>-</u>	<u>-</u>
Net Change in Fund Balance	-	5,300	5,300
Fund Balance - beginning	<u>-</u>	<u>-</u>	<u>-</u>
Fund Balance - ending	<u>\$ -</u>	<u>\$ 5,300</u>	<u>\$ 5,300</u>

BEAUFORT COUNTY, SOUTH CAROLINA
 COMBINING SCHEDULE OF REVENUES, EXPENDITURES AND CHANGES IN FUND BALANCES
 NONMAJOR SPECIAL REVENUE FUNDS - PUBLIC WELFARE PROGRAMS
 For the Year Ended June 30, 2013

	<u>Collaborative Organization for Services to Youth</u>		
	Final Budget	Actual	Variance Positive (Negative)
Revenues			
Intergovernmental	\$ 107,000	\$ 92,770	\$ (14,230)
Charges for Services	17,200	25,038	7,838
Miscellaneous	<u>14,000</u>	<u>16,420</u>	<u>2,420</u>
Total Revenues	<u>138,200</u>	<u>134,228</u>	<u>(3,972)</u>
Expenditures			
Public Welfare			
Personnel	175,530	172,197	3,333
Purchased Services	100,470	63,767	36,703
Supplies	2,200	1,725	475
Other	-	<u>25,271</u>	<u>(25,271)</u>
Total Expenditures	<u>278,200</u>	<u>262,960</u>	<u>15,240</u>
Excess (deficiency) of revenues over expenditures	(140,000)	(128,732)	11,268
Other Financing Sources (Uses)			
Transfers In	<u>140,000</u>	<u>140,000</u>	<u>-</u>
Total Other Financing Sources (Uses)	<u>140,000</u>	<u>140,000</u>	<u>-</u>
Net Change in Fund Balance	-	11,268	11,268
Fund Balance - beginning	<u>64,562</u>	<u>64,562</u>	<u>-</u>
Fund Balance - ending	<u>\$ 64,562</u>	<u>\$ 75,830</u>	<u>\$ 11,268</u>

BEAUFORT COUNTY, SOUTH CAROLINA
COMBINING SCHEDULE OF REVENUES, EXPENDITURES AND CHANGES IN FUND BALANCES
NONMAJOR SPECIAL REVENUE FUNDS - PUBLIC WELFARE PROGRAMS
For the Year Ended June 30, 2013

	Total		Variance Positive (Negative)
	Final Budget	Actual	
Revenues			
Intergovernmental	\$ 1,057,000	\$ 700,980	\$ (356,020)
Charges for Services	40,200	64,283	24,083
Miscellaneous	<u>14,000</u>	<u>16,420</u>	<u>2,420</u>
Total Revenues	<u>1,111,200</u>	<u>781,683</u>	<u>(329,517)</u>
Expenditures			
Public Welfare			
Personnel	175,530	172,197	3,333
Purchased Services	100,470	63,767	36,703
Supplies	2,200	1,725	475
Other	<u>1,248,908</u>	<u>854,943</u>	<u>393,965</u>
Total Expenditures	<u>1,527,108</u>	<u>1,092,632</u>	<u>434,476</u>
Excess (deficiency) of revenues over expenditures	(415,908)	(310,949)	104,959
Other Financing Sources (Uses)			
Transfers In	<u>390,000</u>	<u>390,000</u>	<u>-</u>
Total Other Financing Sources (Uses)	<u>390,000</u>	<u>390,000</u>	<u>-</u>
Net Change in Fund Balance	(25,908)	79,051	104,959
Fund Balance - beginning	<u>90,470</u>	<u>90,470</u>	<u>-</u>
Fund Balance - ending	<u>\$ 64,562</u>	<u>\$ 169,521</u>	<u>\$ 104,959</u>

BEAUFORT COUNTY, SOUTH CAROLINA
 COMBINING BALANCE SHEET
 NONMAJOR SPECIAL REVENUE FUNDS - CULTURAL AND RECREATION PROGRAMS
 June 30, 2013

	Library Grants	Library Trust	Library Special Trust	Library Impact Fees	PALS Capital Program	PALS Impact Fees	PALS State PARD Grants	PALS Summer Nutrition Program Grants	YMCA PALS Donation	Total
ASSETS										
Cash and Equity in Pooled Cash and Investments	\$ 217,977	\$ 21,643	\$ 272,200	\$ 1,189,597	\$ 53,040	\$ 2,341,421	\$ -	\$ 92,592	\$ -	\$ 4,188,470
Receivables, Net	484	-	-	79,103	-	171,819	-	-	-	251,406
Due from Other Governments	-	-	-	-	-	-	13,763	67,433	-	81,196
Total Assets	<u>\$ 218,461</u>	<u>\$ 21,643</u>	<u>\$ 272,200</u>	<u>\$ 1,268,700</u>	<u>\$ 53,040</u>	<u>\$ 2,513,240</u>	<u>\$ 13,763</u>	<u>\$ 160,025</u>	<u>\$ -</u>	<u>\$ 4,521,072</u>
LIABILITIES										
Accounts Payable	\$ 484	\$ -	\$ -	\$ 307	\$ -	\$ 31,764	\$ 13,763	\$ 132,694	\$ -	\$ 179,012
Accrued Payroll	-	-	-	-	-	-	-	5,216	-	5,216
Total Liabilities	<u>484</u>	<u>-</u>	<u>-</u>	<u>307</u>	<u>-</u>	<u>31,764</u>	<u>13,763</u>	<u>137,910</u>	<u>-</u>	<u>184,228</u>
FUND BALANCE										
Restricted	217,977	21,643	272,200	1,268,393	-	2,481,476	-	22,115	-	4,283,804
Committed	-	-	-	-	53,040	-	-	-	-	53,040
Total Fund Balance	<u>217,977</u>	<u>21,643</u>	<u>272,200</u>	<u>1,268,393</u>	<u>53,040</u>	<u>2,481,476</u>	<u>-</u>	<u>22,115</u>	<u>-</u>	<u>4,336,844</u>
Total Liabilities and Fund Balance	<u>\$ 218,461</u>	<u>\$ 21,643</u>	<u>\$ 272,200</u>	<u>\$ 1,268,700</u>	<u>\$ 53,040</u>	<u>\$ 2,513,240</u>	<u>\$ 13,763</u>	<u>\$ 160,025</u>	<u>\$ -</u>	<u>\$ 4,521,072</u>

BEAUFORT COUNTY, SOUTH CAROLINA
 COMBINING SCHEDULE OF REVENUES, EXPENDITURES AND CHANGES IN FUND BALANCES
 NONMAJOR SPECIAL REVENUE FUNDS - CULTURAL AND RECREATION PROGRAMS
 For the Year Ended June 30, 2013

	Library Grants		
	Final Budget	Actual	Variance Positive (Negative)
Revenues			
Intergovernmental	\$ 35,753	\$ 36,238	\$ 485
Interest	400	198	(202)
Miscellaneous	<u>2,826</u>	<u>10,166</u>	<u>7,340</u>
Total Revenues	<u>38,979</u>	<u>46,602</u>	<u>7,623</u>
Expenditures			
Cultural and Recreation			
Purchased Services	12,589	13,071	(482)
Supplies	152,198	31,835	120,363
Capital	<u>70,000</u>	<u>-</u>	<u>70,000</u>
Total Expenditures	<u>234,787</u>	<u>44,906</u>	<u>189,881</u>
Excess (deficiency) of revenues over expenditures	(195,808)	1,696	197,504
Other Financing Sources (Uses)			
Transfers In	196,613	196,612	(1)
Transfers out	<u>(3,022)</u>	<u>(3,021)</u>	<u>1</u>
Total Other Financing Sources (Uses)	<u>193,591</u>	<u>193,591</u>	<u>-</u>
Net Change in Fund Balance	(2,217)	195,287	197,504
Fund Balance - beginning	<u>22,690</u>	<u>22,690</u>	<u>-</u>
Fund Balance - ending	<u>\$ 20,473</u>	<u>\$ 217,977</u>	<u>\$ 197,504</u>

BEAUFORT COUNTY, SOUTH CAROLINA
COMBINING SCHEDULE OF REVENUES, EXPENDITURES AND CHANGES IN FUND BALANCES
NONMAJOR SPECIAL REVENUE FUNDS - CULTURAL AND RECREATION PROGRAMS
For the Year Ended June 30, 2013

	Library Trust		
	Final Budget	Actual	Variance Positive (Negative)
Revenues			
Interest	\$ -	\$ 1	\$ 1
Miscellaneous	<u>2,471</u>	<u>1,251</u>	<u>(1,220)</u>
Total Revenues	<u>2,471</u>	<u>1,252</u>	<u>(1,219)</u>
Expenditures			
Cultural and Recreation			
Supplies	2,671	2,670	1
Other	<u>2,000</u>	<u>1,015</u>	<u>985</u>
Total Expenditures	<u>4,671</u>	<u>3,685</u>	<u>986</u>
Excess (deficiency) of revenues over expenditures	(2,200)	(2,433)	(233)
Other Financing Sources (Uses)			
Transfers In	<u>2,200</u>	<u>2,199</u>	<u>(1)</u>
Total Other Financing Sources (Uses)	<u>2,200</u>	<u>2,199</u>	<u>(1)</u>
Net Change in Fund Balance	-	(234)	(234)
Fund Balance - beginning	<u>21,877</u>	<u>21,877</u>	<u>-</u>
Fund Balance - ending	<u>\$ 21,877</u>	<u>\$ 21,643</u>	<u>\$ (234)</u>

BEAUFORT COUNTY, SOUTH CAROLINA
 COMBINING SCHEDULE OF REVENUES, EXPENDITURES AND CHANGES IN FUND BALANCES
 NONMAJOR SPECIAL REVENUE FUNDS - CULTURAL AND RECREATION PROGRAMS
 For the Year Ended June 30, 2013

	Library Special Trust		
	Final Budget	Actual	Variance Positive (Negative)
Revenues			
Interest	\$ 400	\$ 209	\$ (191)
Total Revenues	<u>400</u>	<u>209</u>	<u>(191)</u>
Expenditures			
Cultural and Recreation			
Supplies	13,000	11,524	1,476
Total Expenditures	<u>13,000</u>	<u>11,524</u>	<u>1,476</u>
Excess (deficiency) of revenues over expenditures	(12,600)	(11,315)	1,285
Other Financing Sources (Uses)			
Transfers In	-	-	-
Total Other Financing Sources (Uses)	<u>-</u>	<u>-</u>	<u>-</u>
Net Change in Fund Balance	(12,600)	(11,315)	1,285
Fund Balance - beginning	<u>283,515</u>	<u>283,515</u>	<u>-</u>
Fund Balance - ending	<u>\$ 270,915</u>	<u>\$ 272,200</u>	<u>\$ 1,285</u>

BEAUFORT COUNTY, SOUTH CAROLINA
 COMBINING SCHEDULE OF REVENUES, EXPENDITURES AND CHANGES IN FUND BALANCES
 NONMAJOR SPECIAL REVENUE FUNDS - CULTURAL AND RECREATION PROGRAMS
 For the Year Ended June 30, 2013

	Library Impact Fees		
	Final Budget	Actual	Variance Positive (Negative)
Revenues			
Licenses and Permits	\$ 257,700	\$ 383,394	\$ 125,694
Interest	<u>4,275</u>	<u>1,678</u>	<u>(2,597)</u>
Total Revenues	<u>261,975</u>	<u>385,072</u>	<u>123,097</u>
Expenditures			
Cultural and Recreation			
Purchased Services	18,091	18,091	-
Supplies	49,244	1,458,970	(1,409,726)
Capital	<u>500,805</u>	<u>192,996</u>	<u>307,809</u>
Total Expenditures	<u>568,140</u>	<u>1,670,057</u>	<u>(1,101,917)</u>
Excess (deficiency) of revenues over expenditures	(306,165)	(1,284,985)	(978,820)
Other Financing Sources (Uses)			
Transfers In	273,525	1,680,145	1,406,620
Transfers out	<u>(1,210,412)</u>	<u>(1,210,413)</u>	<u>(1)</u>
Total Other Financing Sources (Uses)	<u>(936,887)</u>	<u>469,732</u>	<u>1,406,619</u>
Net Change in Fund Balance	(1,243,052)	(815,253)	427,799
Fund Balance - beginning	<u>2,083,646</u>	<u>2,083,646</u>	<u>-</u>
Fund Balance - ending	<u>\$ 840,594</u>	<u>\$ 1,268,393</u>	<u>\$ 427,799</u>

BEAUFORT COUNTY, SOUTH CAROLINA
 COMBINING SCHEDULE OF REVENUES, EXPENDITURES AND CHANGES IN FUND BALANCES
 NONMAJOR SPECIAL REVENUE FUNDS - CULTURAL AND RECREATION PROGRAMS
 For the Year Ended June 30, 2013

	PALS Capital Program		
	Final Budget	Actual	Variance Positive (Negative)
Revenues			
Charges for Services	\$ 18,000	\$ 23,043	\$ 5,043
Interest	-	45	45
Total Revenues	<u>18,000</u>	<u>23,088</u>	<u>5,088</u>
Expenditures			
Cultural and Recreation			
Supplies	<u>18,000</u>	<u>-</u>	<u>18,000</u>
Total Expenditures	<u>18,000</u>	<u>-</u>	<u>18,000</u>
Excess (deficiency) of revenues over expenditures	-	23,088	23,088
Other Financing Sources (Uses)			
Transfers In	<u>-</u>	<u>-</u>	<u>-</u>
Total Other Financing Sources (Uses)	<u>-</u>	<u>-</u>	<u>-</u>
Net Change in Fund Balance	-	23,088	23,088
Fund Balance - beginning	<u>29,952</u>	<u>29,952</u>	<u>-</u>
Fund Balance - ending	<u>\$ 29,952</u>	<u>\$ 53,040</u>	<u>\$ 23,088</u>

BEAUFORT COUNTY, SOUTH CAROLINA
 COMBINING SCHEDULE OF REVENUES, EXPENDITURES AND CHANGES IN FUND BALANCES
 NONMAJOR SPECIAL REVENUE FUNDS - CULTURAL AND RECREATION PROGRAMS
 For the Year Ended June 30, 2013

	PALS Impact Fees		
	Final Budget	Actual	Variance Positive (Negative)
Revenues			
Licenses and Permits	\$ 461,750	\$ 688,105	\$ 226,355
Interest	4,250	2,233	(2,017)
Total Revenues	<u>466,000</u>	<u>690,338</u>	<u>224,338</u>
Expenditures			
Cultural and Recreation			
Purchased Services	-	29,700	(29,700)
Supplies	-	10,600	(10,600)
Capital	246,200	212,775	33,425
Total Expenditures	<u>246,200</u>	<u>253,075</u>	<u>(6,875)</u>
Excess (deficiency) of revenues over expenditures	219,800	437,263	217,463
Other Financing Sources (Uses)			
Transfers In	-	-	-
Total Other Financing Sources (Uses)	<u>-</u>	<u>-</u>	<u>-</u>
Net Change in Fund Balance	219,800	437,263	217,463
Fund Balance - beginning	<u>2,044,213</u>	<u>2,044,213</u>	<u>-</u>
Fund Balance - ending	<u>\$ 2,264,013</u>	<u>\$ 2,481,476</u>	<u>\$ 217,463</u>

BEAUFORT COUNTY, SOUTH CAROLINA
 COMBINING SCHEDULE OF REVENUES, EXPENDITURES AND CHANGES IN FUND BALANCES
 NONMAJOR SPECIAL REVENUE FUNDS - CULTURAL AND RECREATION PROGRAMS
 For the Year Ended June 30, 2013

	PALS State PARD Grants		
	Final Budget	Actual	Variance Positive (Negative)
Revenues			
Intergovernmental	\$ -	\$ 13,763	\$ 13,763
Total Revenues	<u>-</u>	<u>13,763</u>	<u>13,763</u>
Expenditures			
Cultural and Recreation			
Capital	-	13,763	(13,763)
Total Expenditures	<u>-</u>	<u>13,763</u>	<u>(13,763)</u>
Excess (deficiency) of revenues over expenditures	-	-	-
Other Financing Sources (Uses)			
Transfers In	-	-	-
Total Other Financing Sources (Uses)	<u>-</u>	<u>-</u>	<u>-</u>
Net Change in Fund Balance	-	-	-
Fund Balance - beginning	<u>-</u>	<u>-</u>	<u>-</u>
Fund Balance - ending	<u>\$ -</u>	<u>\$ -</u>	<u>\$ -</u>

BEAUFORT COUNTY, SOUTH CAROLINA
 COMBINING SCHEDULE OF REVENUES, EXPENDITURES AND CHANGES IN FUND BALANCES
 NONMAJOR SPECIAL REVENUE FUNDS - CULTURAL AND RECREATION PROGRAMS
 For the Year Ended June 30, 2013

	Summer Nutrition Program Grants		
	Final Budget	Actual	Variance Positive (Negative)
Revenues			
Intergovernmental	\$ 380,000	\$ 517,918	\$ 137,918
Total Revenues	<u>380,000</u>	<u>517,918</u>	<u>137,918</u>
Expenditures			
Cultural and Recreation			
Personnel	61,745	72,447	(10,702)
Purchased Services	317,755	460,382	(142,627)
Supplies	<u>500</u>	<u>1,639</u>	<u>(1,139)</u>
Total Expenditures	<u>380,000</u>	<u>534,468</u>	<u>(154,468)</u>
Excess (deficiency) of revenues over expenditures	-	(16,550)	(16,550)
Other Financing Sources (Uses)			
Transfers In	<u>-</u>	<u>22,952</u>	<u>22,952</u>
Total Other Financing Sources (Uses)	<u>-</u>	<u>22,952</u>	<u>22,952</u>
Net Change in Fund Balance	-	6,402	6,402
Fund Balance - beginning	<u>15,713</u>	<u>15,713</u>	<u>-</u>
Fund Balance - ending	<u>\$ 15,713</u>	<u>\$ 22,115</u>	<u>\$ 6,402</u>

BEAUFORT COUNTY, SOUTH CAROLINA
 COMBINING SCHEDULE OF REVENUES, EXPENDITURES AND CHANGES IN FUND BALANCES
 NONMAJOR SPECIAL REVENUE FUNDS - CULTURAL AND RECREATION PROGRAMS
 For the Year Ended June 30, 2013

	YMCA PALS Donation		
	Final Budget	Actual	Variance Positive (Negative)
Revenues			
Miscellaneous	\$ -	\$ -	\$ -
Total Revenues	<u>-</u>	<u>-</u>	<u>-</u>
Expenditures			
Cultural and Recreation			
Supplies	-	387	(387)
Total Expenditures	<u>-</u>	<u>387</u>	<u>(387)</u>
Excess (deficiency) of revenues over expenditures	-	(387)	(387)
Other Financing Sources (Uses)			
Transfers out	-	-	-
Total Other Financing Sources (Uses)	<u>-</u>	<u>-</u>	<u>-</u>
Net Change in Fund Balance	-	(387)	(387)
Fund Balance - beginning	<u>387</u>	<u>387</u>	<u>-</u>
Fund Balance - ending	<u>\$ 387</u>	<u>\$ -</u>	<u>\$ (387)</u>

BEAUFORT COUNTY, SOUTH CAROLINA
 COMBINING SCHEDULE OF REVENUES, EXPENDITURES AND CHANGES IN FUND BALANCES
 NONMAJOR SPECIAL REVENUE FUNDS - CULTURAL AND RECREATION PROGRAMS
 For the Year Ended June 30, 2013

	Total		Variance Positive (Negative)
	Final Budget	Actual	
Revenues			
Licenses and Permits	\$ 719,450	\$ 1,071,499	\$ 352,049
Intergovernmental	415,753	567,919	152,166
Charges for Services	18,000	23,043	5,043
Interest	9,325	4,364	(4,961)
Miscellaneous	5,297	11,417	6,120
Total Revenues	<u>1,167,825</u>	<u>1,678,242</u>	<u>510,417</u>
Expenditures			
Cultural and Recreation			
Personnel	61,745	72,447	(10,702)
Purchased Services	348,435	521,244	(172,809)
Supplies	235,613	1,517,625	(1,282,012)
Capital	817,005	419,534	397,471
Other	2,000	1,015	985
Total Expenditures	<u>1,464,798</u>	<u>2,531,865</u>	<u>(1,067,067)</u>
Excess (deficiency) of revenues over expenditures	(296,973)	(853,623)	(556,650)
Other Financing Sources (Uses)			
Transfers In	472,338	1,901,908	1,429,570
Transfers Out	<u>(1,213,434)</u>	<u>(1,213,434)</u>	<u>-</u>
Total Other Financing Sources (Uses)	<u>(741,096)</u>	<u>688,474</u>	<u>1,429,570</u>
Net Change in Fund Balance	(1,038,069)	(165,149)	872,920
Fund Balance - beginning	<u>4,501,993</u>	<u>4,501,993</u>	<u>-</u>
Fund Balance - ending	<u>\$ 3,463,924</u>	<u>\$ 4,336,844</u>	<u>\$ 872,920</u>



Nick Cole
Beaufort County Resident

BEAUFORT COUNTY, SOUTH CAROLINA
BALANCE SHEET
ALL NONMAJOR DEBT SERVICE FUNDS
June 30, 2013

	Bluffton Parkway Bonds <hr style="border: 0.5px solid black;"/>
<u>ASSETS</u>	
Cash and Equity in Pooled Cash and Investments	\$ 1,849,376
Total Assets	<u>\$ 1,849,376</u>
 <u>LIABILITIES</u>	
Accounts Payable	\$ <u> -</u>
Total Liabilities	<u> -</u>
 <u>FUND BALANCE</u>	
Restricted	<u>1,849,376</u>
Total Liabilities and Fund Balance	<u>\$ 1,849,376</u>

BEAUFORT COUNTY, SOUTH CAROLINA
 SCHEDULE OF REVENUES, EXPENDITURES AND CHANGES IN
 FUND BALANCES - BUDGET AND ACTUAL
 ALL NONMAJOR DEBT SERVICE FUNDS
 For the Year Ended June 30, 2013

	Bluffton Parkway Bonds		
	Final Budget	Actual	Variance Positive (Negative)
Revenues			
Interest	\$ 5,000	\$ 1,814	\$ (3,186)
Total Revenues	<u>5,000</u>	<u>1,814</u>	<u>(3,186)</u>
Expenditures			
Debt Service - Principal	1,000,000	1,000,000	-
Debt Service - Interest and Fees	<u>1,121,250</u>	<u>1,121,250</u>	-
Total Debt Service Expenditures	<u>2,121,250</u>	<u>2,121,250</u>	-
Excess (deficiency) of revenues over expenditures	(2,116,250)	(2,119,436)	(3,186)
Other Financing Sources (Uses)			
Transfers In	2,040,000	2,227,950	187,950
Transfers Out	<u>(393,850)</u>	<u>(393,850)</u>	-
Total Other Financing Sources (Uses)	<u>1,646,150</u>	<u>1,834,100</u>	<u>187,950</u>
Net Change in Fund Balance	(470,100)	(285,336)	184,764
Fund Balance - beginning	<u>2,134,712</u>	<u>2,134,712</u>	-
Fund Balance - ending	<u>\$ 1,664,612</u>	<u>\$ 1,849,376</u>	<u>\$ 184,764</u>



Monica Spells
Beaufort County
Compliance Officer

BEAUFORT COUNTY, SOUTH CAROLINA
COMBINING BALANCE SHEET
ALL NONMAJOR CAPITAL PROJECT FUNDS
June 30, 2013

	Bluffton Parkway Project	Multicounty Industrial Park	Administrative Building Renovations	Rail Trail	2002 Bond Projects	2005 Bond Projects	2006 Bond Projects	2009 Bond Projects	2010 Bond Projects	2013 Bond Projects	Totals
ASSETS											
Cash and Equity in Pooled Cash and Investments	\$ 2,073,777	\$ 128,614	\$ 1,717,029	\$ 271,384	\$ 291,629	\$ 674,094	\$ -	\$ 175,913	\$ 80,444	\$ 5,005,561	\$ 10,418,445
Due from Other Governments	-	-	-	-	-	-	323,934	-	-	-	323,934
Total Assets	<u>\$ 2,073,777</u>	<u>\$ 128,614</u>	<u>\$ 1,717,029</u>	<u>\$ 271,384</u>	<u>\$ 291,629</u>	<u>\$ 674,094</u>	<u>\$ 323,934</u>	<u>\$ 175,913</u>	<u>\$ 80,444</u>	<u>\$ 5,005,561</u>	<u>\$ 10,742,379</u>
LIABILITIES											
Accounts Payable	\$ -	\$ -	\$ 642,363	\$ 8,793	\$ 76,702	\$ -	\$ 323,934	\$ 343	\$ 14,920	\$ -	\$ 1,067,055
Total Liabilities	<u>-</u>	<u>-</u>	<u>642,363</u>	<u>8,793</u>	<u>76,702</u>	<u>-</u>	<u>323,934</u>	<u>343</u>	<u>14,920</u>	<u>-</u>	<u>1,067,055</u>
FUND BALANCE											
Restricted	<u>2,073,777</u>	<u>128,614</u>	<u>1,074,666</u>	<u>262,591</u>	<u>214,927</u>	<u>674,094</u>	<u>-</u>	<u>175,570</u>	<u>65,524</u>	<u>5,005,561</u>	<u>9,675,324</u>
Total Liabilities and Fund Balance	<u>\$ 2,073,777</u>	<u>\$ 128,614</u>	<u>\$ 1,717,029</u>	<u>\$ 271,384</u>	<u>\$ 291,629</u>	<u>\$ 674,094</u>	<u>\$ 323,934</u>	<u>\$ 175,913</u>	<u>\$ 80,444</u>	<u>\$ 5,005,561</u>	<u>\$ 10,742,379</u>

BEAUFORT COUNTY, SOUTH CAROLINA
 COMBINING SCHEDULE OF REVENUES, EXPENDITURES AND CHANGES IN
 FUND BALANCES - BUDGET AND ACTUAL
 ALL NONMAJOR CAPITAL PROJECT FUNDS
 For the Year Ended June 30, 2013

	Bluffton Parkway Project		
	Final Budget	Actual	Variance Positive (Negative)
Revenues			
Interest	\$ 2,200	\$ 2,710	\$ 510
Miscellaneous	-	34,857	34,857
Total Revenues	<u>2,200</u>	<u>37,567</u>	<u>35,367</u>
Expenditures			
Capital Projects	<u>105,000</u>	<u>4,679</u>	<u>100,321</u>
Excess (deficiency) of revenues over expenditures	(102,800)	32,888	135,688
Other Financing Sources (Uses)			
Transfers In	-	-	-
Total Other Financing Sources (Uses)	<u>-</u>	<u>-</u>	<u>-</u>
Net Change in Fund Balance	(102,800)	32,888	135,688
Fund Balance - beginning	<u>2,040,889</u>	<u>2,040,889</u>	<u>-</u>
Fund Balance - ending	<u>\$ 1,938,089</u>	<u>\$ 2,073,777</u>	<u>\$ 135,688</u>

BEAUFORT COUNTY, SOUTH CAROLINA
 COMBINING SCHEDULE OF REVENUES, EXPENDITURES AND CHANGES IN
 FUND BALANCES - BUDGET AND ACTUAL
 ALL NONMAJOR CAPITAL PROJECT FUNDS
 For the Year Ended June 30, 2013

	Multicounty Industrial Park		
	Final Budget	Actual	Variance Positive (Negative)
Revenues			
Property Taxes	\$ 33,000	\$ 40,669	\$ 7,669
Interest	<u>200</u>	<u>97</u>	<u>(103)</u>
Total Revenues	<u>33,200</u>	<u>40,766</u>	<u>7,566</u>
Expenditures			
Capital Projects	<u>-</u>	<u>-</u>	<u>-</u>
Excess (deficiency) of revenues over expenditures	33,200	40,766	7,566
Other Financing Sources (Uses)			
Transfers In	-	16,362	16,362
Transfers Out	<u>-</u>	<u>(16,362)</u>	<u>(16,362)</u>
Total Other Financing Sources (Uses)	<u>-</u>	<u>-</u>	<u>-</u>
Net Change in Fund Balance	33,200	40,766	7,566
Fund Balance - beginning	<u>87,848</u>	<u>87,848</u>	<u>-</u>
Fund Balance - ending	<u>\$ 121,048</u>	<u>\$ 128,614</u>	<u>\$ 7,566</u>

BEAUFORT COUNTY, SOUTH CAROLINA
 COMBINING SCHEDULE OF REVENUES, EXPENDITURES AND CHANGES IN
 FUND BALANCES - BUDGET AND ACTUAL
 ALL NONMAJOR CAPITAL PROJECT FUNDS
 For the Year Ended June 30, 2013

	<u>Administration Building Renovations</u>		
	Final Budget	Actual	Variance Positive (Negative)
Revenues			
Interest	\$ 5,000	\$ 4,036	\$ (964)
Total Revenues	<u>5,000</u>	<u>4,036</u>	<u>(964)</u>
Expenditures			
Capital Projects	<u>10,463,850</u>	<u>9,379,282</u>	<u>1,084,568</u>
Excess (deficiency) of revenues over expenditures	(10,458,850)	(9,375,246)	1,083,604
Other Financing Sources (Uses)			
Transfers In	<u>5,000,000</u>	<u>4,991,062</u>	<u>(8,938)</u>
Total Other Financing Sources (Uses)	<u>5,000,000</u>	<u>4,991,062</u>	<u>(8,938)</u>
Net Change in Fund Balance	(5,458,850)	(4,384,184)	1,074,666
Fund Balance - beginning	<u>5,458,850</u>	<u>5,458,850</u>	<u>-</u>
Fund Balance - ending	<u>\$ -</u>	<u>\$ 1,074,666</u>	<u>\$ 1,074,666</u>

BEAUFORT COUNTY, SOUTH CAROLINA
 COMBINING SCHEDULE OF REVENUES, EXPENDITURES AND CHANGES IN
 FUND BALANCES - BUDGET AND ACTUAL
 ALL NONMAJOR CAPITAL PROJECT FUNDS
 For the Year Ended June 30, 2013

	Rail Trail		Variance Positive (Negative)
	Final Budget	Actual	
Revenues			
Interest	\$ -	\$ -	\$ -
Total Revenues	-	-	-
Expenditures			
Capital Projects	-	8,988	(8,988)
Excess (deficiency) of revenues over expenditures	-	(8,988)	(8,988)
Other Financing Sources (Uses)			
Transfers In	-	271,579	271,579
Total Other Financing Sources (Uses)	-	271,579	271,579
Net Change in Fund Balance	-	262,591	262,591
Fund Balance - beginning	-	-	-
Fund Balance - ending	\$ -	\$ 262,591	\$ 262,591

BEAUFORT COUNTY, SOUTH CAROLINA
 COMBINING SCHEDULE OF REVENUES, EXPENDITURES AND CHANGES IN
 FUND BALANCES - BUDGET AND ACTUAL
 ALL NONMAJOR CAPITAL PROJECT FUNDS
 For the Year Ended June 30, 2013

	<u>2002 General Obligation Bond Projects</u>		
	Final Budget	Actual	Variance Positive (Negative)
Revenues			
Interest	\$ 120	\$ 156	\$ 36
Total Revenues	<u>120</u>	<u>156</u>	<u>36</u>
Expenditures			
Capital Projects	<u>309,584</u>	<u>94,693</u>	<u>214,891</u>
Excess (deficiency) of revenues over expenditures	(309,464)	(94,537)	214,927
Other Financing Sources (Uses)			
Transfers In	<u>-</u>	<u>-</u>	<u>-</u>
Total Other Financing Sources (Uses)	<u>-</u>	<u>-</u>	<u>-</u>
Net Change in Fund Balance	(309,464)	(94,537)	214,927
Fund Balance - beginning	<u>309,464</u>	<u>309,464</u>	<u>-</u>
Fund Balance - ending	<u>\$ -</u>	<u>\$ 214,927</u>	<u>\$ 214,927</u>

BEAUFORT COUNTY, SOUTH CAROLINA
 COMBINING SCHEDULE OF REVENUES, EXPENDITURES AND CHANGES IN
 FUND BALANCES - BUDGET AND ACTUAL
 ALL NONMAJOR CAPITAL PROJECT FUNDS
 For the Year Ended June 30, 2013

	<u>2005 General Obligation Bond Projects</u>		
	Final Budget	Actual	Variance Positive (Negative)
Revenues			
Interest	\$ 1,000	\$ 501	\$ (499)
Total Revenues	<u>1,000</u>	<u>501</u>	<u>(499)</u>
Expenditures			
Capital Projects	<u>928,505</u>	<u>253,912</u>	<u>674,593</u>
Excess (deficiency) of revenues over expenditures	(927,505)	(253,411)	674,094
Other Financing Sources (Uses)			
Transfers In	<u>-</u>	<u>-</u>	<u>-</u>
Total Other Financing Sources (Uses)	<u>-</u>	<u>-</u>	<u>-</u>
Net Change in Fund Balance	(927,505)	(253,411)	674,094
Fund Balance - beginning	<u>927,505</u>	<u>927,505</u>	<u>-</u>
Fund Balance - ending	<u>\$ -</u>	<u>\$ 674,094</u>	<u>\$ 674,094</u>

BEAUFORT COUNTY, SOUTH CAROLINA
 COMBINING SCHEDULE OF REVENUES, EXPENDITURES AND CHANGES IN
 FUND BALANCES - BUDGET AND ACTUAL
 ALL NONMAJOR CAPITAL PROJECT FUNDS
 For the Year Ended June 30, 2013

	2006 General Obligation Bond Projects		
	Final Budget	Actual	Variance Positive (Negative)
Revenues			
Intergovernmental	\$ 2,466,859	\$ 2,466,860	\$ 1
Interest	<u>3,034</u>	<u>4,334</u>	<u>1,300</u>
Total Revenues	<u>2,469,893</u>	<u>2,471,194</u>	<u>1,301</u>
Expenditures			
Capital Projects	<u>4,077,839</u>	<u>2,391,939</u>	<u>1,685,900</u>
Excess (deficiency) of revenues over expenditures	(1,607,946)	79,255	(1,687,201)
Other Financing Sources (Uses)			
Issuance of Bonds	6,000,000	6,000,000	-
Transfers In	881,471	881,471	-
Transfers Out	<u>(5,273,525)</u>	<u>(6,960,726)</u>	<u>(1,687,201)</u>
Total Other Financing Sources (Uses)	<u>1,607,946</u>	<u>(79,255)</u>	<u>(1,687,201)</u>
Net Change in Fund Balance	-	-	-
Fund Balance - beginning	<u>-</u>	<u>-</u>	<u>-</u>
Fund Balance - ending	<u>\$ -</u>	<u>\$ -</u>	<u>\$ -</u>

BEAUFORT COUNTY, SOUTH CAROLINA
 COMBINING SCHEDULE OF REVENUES, EXPENDITURES AND CHANGES IN
 FUND BALANCES - BUDGET AND ACTUAL
 ALL NONMAJOR CAPITAL PROJECT FUNDS
 For the Year Ended June 30, 2013

	<u>2009 General Obligation Bond Projects</u>		
	Final Budget	Actual	Variance Positive (Negative)
Revenues			
Interest	\$ 100	\$ 23	\$ (77)
Total Revenues	<u>100</u>	<u>23</u>	<u>(77)</u>
Expenditures			
Capital Projects	<u>246,199</u>	<u>70,059</u>	<u>176,140</u>
Excess (deficiency) of revenues over expenditures	(246,099)	(70,036)	176,063
Other Financing Sources (Uses)			
Transfers out	<u>-</u>	<u>(493)</u>	<u>(493)</u>
Total Other Financing Sources (Uses)	<u>-</u>	<u>(493)</u>	<u>(493)</u>
Net Change in Fund Balance	(246,099)	(70,529)	175,570
Fund Balance - beginning	<u>246,099</u>	<u>246,099</u>	<u>-</u>
Fund Balance - ending	<u>\$ -</u>	<u>\$ 175,570</u>	<u>\$ 175,570</u>

BEAUFORT COUNTY, SOUTH CAROLINA
 COMBINING SCHEDULE OF REVENUES, EXPENDITURES AND CHANGES IN
 FUND BALANCES - BUDGET AND ACTUAL
 ALL NONMAJOR CAPITAL PROJECT FUNDS
 For the Year Ended June 30, 2013

	2010 Bond Projects		
	Final Budget	Actual	Variance Positive (Negative)
Revenues			
Interest	\$ 150	\$ 9	\$ (141)
Total Revenues	<u>150</u>	<u>9</u>	<u>(141)</u>
Expenditures			
Capital Projects	<u>84,977</u>	<u>19,312</u>	<u>65,665</u>
Excess (deficiency) of revenues over expenditures	(84,827)	(19,303)	65,524
Other Financing Sources (Uses)			
Transfers in	<u>-</u>	<u>-</u>	<u>-</u>
Total Other Financing Sources (Uses)	<u>-</u>	<u>-</u>	<u>-</u>
Net Change in Fund Balance	(84,827)	(19,303)	65,524
Fund Balance - beginning	<u>84,827</u>	<u>84,827</u>	<u>-</u>
Fund Balance - ending	<u>\$ -</u>	<u>\$ 65,524</u>	<u>\$ 65,524</u>

BEAUFORT COUNTY, SOUTH CAROLINA
 COMBINING SCHEDULE OF REVENUES, EXPENDITURES AND CHANGES IN
 FUND BALANCES - BUDGET AND ACTUAL
 ALL NONMAJOR CAPITAL PROJECT FUNDS
 For the Year Ended June 30, 2013

	2013 Bond Projects		
	Final Budget	Actual	Variance Positive (Negative)
Revenues			
Interest	\$ 5,000	\$ 7,551	\$ 2,551
Total Revenues	<u>5,000</u>	<u>7,551</u>	<u>2,551</u>
Expenditures			
Capital Projects	<u>5,005,000</u>	<u>1,990</u>	<u>5,003,010</u>
Excess (deficiency) of revenues over expenditures	(5,000,000)	5,561	5,005,561
Other Financing Sources (Uses)			
Issuance of Bonds	<u>5,000,000</u>	<u>5,000,000</u>	<u>-</u>
Total Other Financing Sources (Uses)	<u>5,000,000</u>	<u>5,000,000</u>	<u>-</u>
Net Change in Fund Balance	-	5,005,561	5,005,561
Fund Balance - beginning	<u>-</u>	<u>-</u>	<u>-</u>
Fund Balance - ending	<u>\$ -</u>	<u>\$ 5,005,561</u>	<u>\$ 5,005,561</u>

BEAUFORT COUNTY, SOUTH CAROLINA
 COMBINING SCHEDULE OF REVENUES, EXPENDITURES AND CHANGES IN
 FUND BALANCES - BUDGET AND ACTUAL
 ALL NONMAJOR CAPITAL PROJECT FUNDS
 For the Year Ended June 30, 2013

	Total		Variance Positive (Negative)
	Final Budget	Actual	
Revenues			
Property Taxes	\$ 33,000	\$ 40,669	\$ 7,669
Intergovernmental	2,466,859	2,466,860	1
Interest	16,804	19,417	2,613
Miscellaneous	-	34,857	34,857
Total Revenues	<u>2,516,663</u>	<u>2,561,803</u>	<u>45,140</u>
Expenditures			
Capital Projects	<u>21,220,954</u>	<u>12,224,854</u>	<u>8,996,100</u>
Excess (deficiency) of revenues over expenditures	(18,704,291)	(9,663,051)	9,041,240
Other Financing Sources (Uses)			
Issuance of Bonds	11,000,000	11,000,000	-
Transfers In	5,881,471	6,160,474	279,003
Transfers Out	<u>(5,273,525)</u>	<u>(6,977,581)</u>	<u>(1,704,056)</u>
Total Other Financing Sources (Uses)	<u>11,607,946</u>	<u>10,182,893</u>	<u>(1,425,053)</u>
Net Change in Fund Balance	(7,096,345)	519,842	7,616,187
Fund Balance - beginning	<u>9,155,482</u>	<u>9,155,482</u>	<u>-</u>
Fund Balance - ending	<u>\$ 2,059,137</u>	<u>\$ 9,675,324</u>	<u>\$ 7,616,187</u>

BEAUFORT COUNTY, SOUTH CAROLINA
COMBINING STATEMENT OF CHANGES IN ASSETS AND LIABILITIES
ALL AGENCY FUNDS
For the Year Ended June 30, 2013

	Balance July 01, 2012	Additions	Deductions	Balance June 30, 2013
<u>Broad Creek Public Service District</u>				
Assets:				
Equity in Pooled Cash and Investments	\$ 204,581	\$ 2,156,114	\$ 2,229,054	\$ 131,641
Due to Agency:				
Operations	\$ 98,845	\$ 1,544,568	\$ 1,613,953	\$ 29,460
Water/Sewer	3,113	37,593	35,000	5,706
Debt Service	102,551	573,953	580,101	96,403
Capital Projects	72	-	-	72
	<u>\$ 204,581</u>	<u>\$ 2,156,114</u>	<u>\$ 2,229,054</u>	<u>\$ 131,641</u>
<u>Fripp Island Public Service District</u>				
Assets:				
Equity in Pooled Cash and Investments	\$ 1,269,569	\$ 1,370,682	\$ 1,362,202	\$ 1,278,049
Due to Agency:				
Erosion Control	\$ 244,341	\$ 12,519	\$ 24,846	\$ 232,014
Water/Sewer	271,002	369,726	366,000	274,728
Debt Service	308,078	395,102	382,156	321,024
Fire Department 1% Funds	171,499	25,217	14,046	182,670
Fire Operations	274,649	568,118	575,154	267,613
	<u>\$ 1,269,569</u>	<u>\$ 1,370,682</u>	<u>\$ 1,362,202</u>	<u>\$ 1,278,049</u>
<u>Forest Beach Public Service District</u>				
Assets:				
Equity in Pooled Cash and Investments	\$ -	\$ 265,459	\$ 265,459	\$ -
Due to Agency:				
Operations	\$ -	\$ 96	\$ 96	\$ -
Fire Department 1% Funds	-	258,715	258,715	-
Fire Operations	-	5,913	5,913	-
Fire Debt Service	-	735	735	-
	<u>\$ -</u>	<u>\$ 265,459</u>	<u>\$ 265,459</u>	<u>\$ -</u>

BEAUFORT COUNTY, SOUTH CAROLINA
COMBINING STATEMENT OF CHANGES IN ASSETS AND LIABILITIES
ALL AGENCY FUNDS - CONTINUED
For the Year Ended June 30, 2013

	Balance July 01, 2012	Additions	Deductions	Balance June 30, 2013
<u>Hilton Head #1 Public Service District</u>				
Assets:				
Equity in Pooled Cash and Investments	\$ 834,180	\$ 3,333,552	\$ 3,504,442	\$ 663,290
Due to Agency:				
Operations	\$ 104,874	\$ 1,016,737	\$ 1,097,600	\$ 24,011
Water/Sewer	82,445	598,821	677,000	4,266
Debt Service	609,586	1,209,738	1,201,140	618,184
Capital Projects	12,747	429	13,202	(26)
Assessment A	11,015	332,594	332,000	11,609
Assessment B	4,613	26,277	28,000	2,890
Assessment C	3,557	81,145	84,600	102
Assessment D	1,419	30,166	31,400	185
Assessment H11	3,924	37,645	39,500	2,069
	<u>\$ 834,180</u>	<u>\$ 3,333,552</u>	<u>\$ 3,504,442</u>	<u>\$ 663,290</u>
<u>South Beach Public Service District</u>				
Assets:				
Equity in Pooled Cash and Investments	\$ 24,775	\$ 103,473	\$ 102,933	\$ 25,315
Due to Agency:				
Water/Sewer	\$ 3,394	\$ 88,758	\$ 90,000	\$ 2,152
Debt Service	21,381	1,782	-	23,163
Fire Operations	-	12,207	12,207	-
Fire Debt Service	-	726	726	-
	<u>\$ 24,775</u>	<u>\$ 103,473</u>	<u>\$ 102,933</u>	<u>\$ 25,315</u>
<u>Bluffton Fire District</u>				
Assets:				
Equity in Pooled Cash and Investments	\$ 5,013,743	\$ 11,099,249	\$ 11,916,698	\$ 4,196,294
Due to Agency:				
Operations	\$ 3,993,480	\$ 10,560,213	\$ 10,968,151	\$ 3,585,542
Debt Service	634,985	12,898	647,883	-
Capital Projects	2	-	2	-
Fire Department 1% Fund	41,229	306,864	300,662	47,431
Impact Fees	344,047	219,274	-	563,321
	<u>\$ 5,013,743</u>	<u>\$ 11,099,249</u>	<u>\$ 11,916,698</u>	<u>\$ 4,196,294</u>

BEAUFORT COUNTY, SOUTH CAROLINA
COMBINING STATEMENT OF CHANGES IN ASSETS AND LIABILITIES
ALL AGENCY FUNDS - CONTINUED
For the Year Ended June 30, 2013

	Balance July 01, 2012	Additions	Deductions	Balance June 30, 2013
<u>Burton Fire District</u>				
Assets:				
Equity in Pooled Cash and Investments	\$ 2,597,160	\$ 4,647,623	\$ 4,833,374	\$ 2,411,409
Due to Agency:				
Operations	\$ 2,031,861	\$ 4,186,081	\$ 4,330,396	\$ 1,887,546
Debt Service	376,233	399,065	342,508	432,790
Fire Department 1% Fund	30,313	43,314	60,470	13,157
Impact Fees	158,753	19,163	100,000	77,916
	<u>\$ 2,597,160</u>	<u>\$ 4,647,623</u>	<u>\$ 4,833,374</u>	<u>\$ 2,411,409</u>
<u>Daufuskie Island Fire District</u>				
Assets:				
Equity in Pooled Cash and Investments	\$ 18,235	\$ 903,322	\$ 986,026	\$ (64,469)
Due to Agency:				
Operations	\$ -	\$ 879,576	\$ 949,852	\$ (70,276)
Debt Service	51	984	899	136
Fire Department 1% Fund	2,365	14,677	15,105	1,937
Impact Fees	15,819	8,085	20,170	3,734
	<u>\$ 18,235</u>	<u>\$ 903,322</u>	<u>\$ 986,026</u>	<u>\$ (64,469)</u>
<u>Ladys Island/St Helena Island Fire District</u>				
Assets:				
Equity in Pooled Cash and Investments	\$ 1,249,071	\$ 5,250,990	\$ 4,828,316	\$ 1,671,745
Due to Agency:				
Operations	\$ 664,773	\$ 4,865,034	\$ 4,596,197	\$ 933,610
Debt Service	5,562	231,603	205,227	31,938
Fire Department 1% Fund	288,573	79,495	26,892	341,176
Impact Fees	290,163	74,858	-	365,021
	<u>\$ 1,249,071</u>	<u>\$ 5,250,990</u>	<u>\$ 4,828,316</u>	<u>\$ 1,671,745</u>

BEAUFORT COUNTY, SOUTH CAROLINA
COMBINING STATEMENT OF CHANGES IN ASSETS AND LIABILITIES
ALL AGENCY FUNDS - CONTINUED
For the Year Ended June 30, 2013

	Balance July 01, 2012	Additions	Deductions	Balance June 30, 2013
<u>Sheldon Fire District</u>				
Assets:				
Equity in Pooled Cash and Investments	\$ 273,051	\$ 1,223,983	\$ 1,184,582	\$ 312,452
Due to Agency:				
Operations	\$ 164,422	\$ 1,126,432	\$ 1,099,000	\$ 191,854
Debt Service	26,026	74,249	72,406	27,869
Fire Department 1% Fund	46,218	18,943	13,176	51,985
Impact Fees	36,385	4,359	-	40,744
	<u>\$ 273,051</u>	<u>\$ 1,223,983</u>	<u>\$ 1,184,582</u>	<u>\$ 312,452</u>
<u>City of Beaufort</u>				
Assets:				
Equity in Pooled Cash and Investments	\$ 6,851	\$ 7,471,465	\$ 7,448,998	\$ 29,318
Due to Agency:				
Municipal	\$ 6,851	\$ 6,608,105	\$ 6,585,638	\$ 29,318
Stormwater Fees	-	812,001	812,001	-
Fire Department 1% Fund	-	51,359	51,359	-
	<u>\$ 6,851</u>	<u>\$ 7,471,465</u>	<u>\$ 7,448,998</u>	<u>\$ 29,318</u>
<u>Town of Port Royal</u>				
Assets:				
Equity in Pooled Cash and Investments	\$ 21,507	\$ 2,653,340	\$ 2,642,878	\$ 31,969
Due to Agency:				
Municipal	\$ 21,507	\$ 2,481,149	\$ 2,470,687	\$ 31,969
Stormwater Fees	-	161,574	161,574	-
Fire Department 1% Fund	-	10,617	10,617	-
	<u>\$ 21,507</u>	<u>\$ 2,653,340</u>	<u>\$ 2,642,878</u>	<u>\$ 31,969</u>
<u>Town of Bluffton</u>				
Assets:				
Equity in Pooled Cash and Investments	\$ 45,014	\$ 6,764,037	\$ 6,753,188	\$ 55,863
Due to Agency:				
Municipal	\$ 45,014	\$ 5,695,917	\$ 5,685,068	\$ 55,863
Stormwater Fees	-	1,068,120	1,068,120	-
	<u>\$ 45,014</u>	<u>\$ 6,764,037</u>	<u>\$ 6,753,188</u>	<u>\$ 55,863</u>

BEAUFORT COUNTY, SOUTH CAROLINA
COMBINING STATEMENT OF CHANGES IN ASSETS AND LIABILITIES
ALL AGENCY FUNDS - CONTINUED
For the Year Ended June 30, 2013

	Balance July 01, 2012	Additions	Deductions	Balance June 30, 2013
<u>Town of Hardeeville</u>				
Assets:				
Equity in Pooled Cash and Investments	\$ 83	\$ 7,771	\$ 7,854	\$ -
Due to Agency:				
Municipal	83	7,771	7,854	-
	<u>\$ 83</u>	<u>\$ 7,771</u>	<u>\$ 7,854</u>	<u>\$ -</u>
<u>Town of Yemassee</u>				
Assets:				
Equity in Pooled Cash and Investments	\$ 285	\$ 29,781	\$ 29,223	\$ 843
Due to Agency:				
Municipal	\$ 285	\$ 29,655	\$ 29,097	\$ 843
Fire Department 1% Fund	-	126	126	-
	<u>\$ 285</u>	<u>\$ 29,781</u>	<u>\$ 29,223</u>	<u>\$ 843</u>
<u>Town of Hilton Head</u>				
Assets:				
Equity in Pooled Cash and Investments	\$ 97,916	\$ 27,858,940	\$ 27,844,531	\$ 112,325
Due to Agency:				
Municipal	\$ 86,644	\$ 24,073,552	\$ 24,060,392	\$ 99,804
Stormwater Fees	-	3,458,779	3,458,779	-
Fire Operations	-	19,777	19,777	-
Fire Debt Service	11,272	1,249	-	12,521
Fire Department 1% Fund	-	305,583	305,583	-
	<u>\$ 97,916</u>	<u>\$ 27,858,940</u>	<u>\$ 27,844,531</u>	<u>\$ 112,325</u>
<u>Beaufort-Jasper Academy for Career Excellence</u>				
Assets:				
Equity in Pooled Cash and Investments	\$ 652,006	\$ 3,821,470	\$ 4,105,000	\$ 368,476
Due to Agency:				
General	\$ 464,580	\$ 3,474,181	\$ 4,105,000	\$ (166,239)
Special Revenue Funds	187,426	132,023	-	319,449
Education Improvement Act	-	215,266	-	215,266
	<u>\$ 652,006</u>	<u>\$ 3,821,470</u>	<u>\$ 4,105,000</u>	<u>\$ 368,476</u>

BEAUFORT COUNTY, SOUTH CAROLINA
COMBINING STATEMENT OF CHANGES IN ASSETS AND LIABILITIES
ALL AGENCY FUNDS - CONTINUED
For the Year Ended June 30, 2013

	Balance July 01, 2012	Additions	Deductions	Balance June 30, 2013
<u>Beaufort County School District</u>				
Assets:				
Equity in Pooled Cash and Investments	\$ 74,599,311	\$ 345,155,641	\$ 315,617,446	\$ 104,137,506
Due to Agency:				
General	\$ 26,455,090	\$ 215,427,654	\$ 214,043,187	\$ 27,839,557
Special Revenue Funds	76,875	21,734,418	21,711,293	100,000
Debt Service	9,559,287	51,973,296	50,359,128	11,173,455
Capital Projects	966,601	-	29,580	937,021
School Lunch Program	219,176	8,074,300	7,350,344	943,132
School 8% Projects	19,738,037	10,511,906	7,897,864	22,352,079
Education Improvement Act	5,530,737	12,222,104	13,443,520	4,309,321
Facilities 2008	3,301,754	25,192,780	734,833	27,759,701
Facilities 2007	1,396,127	2,849	24,072	1,374,904
Facilities 2005	7,355,627	16,334	23,625	7,348,336
	<u>\$ 74,599,311</u>	<u>\$ 345,155,641</u>	<u>\$ 315,617,446</u>	<u>\$ 104,137,506</u>
<u>Special Assessments</u>				
Assets:				
Equity in Pooled Cash and Investments	\$ 136,022	\$ 100,912	\$ 125,840	\$ 111,094
Due to Agency:				
Burlington Estates	\$ 20,614	\$ 827	\$ -	\$ 21,441
Burlington Land	15,162	633	-	15,795
Cedarcrest	5,609	30,293	34,000	1,902
Kings Grant II	19,437	1,257	-	20,694
O'Neal Place	12,399	498	-	12,897
Pleasant Farm	639	19,864	19,839	664
Robin Wood	16,751	711	-	17,462
Seabrook	31,529	36,327	62,150	5,706
Woodland Estates	13,873	470	-	14,343
Brown's Island	9	10,032	9,851	190
	<u>\$ 136,022</u>	<u>\$ 100,912</u>	<u>\$ 125,840</u>	<u>\$ 111,094</u>

BEAUFORT COUNTY, SOUTH CAROLINA
COMBINING STATEMENT OF CHANGES IN ASSETS AND LIABILITIES
ALL AGENCY FUNDS - CONTINUED
For the Year Ended June 30, 2013

	Balance July 01, 2012	Additions	Deductions	Balance June 30, 2013
<u>Departmentally Held Funds</u>				
Assets:				
Equity in Pooled Cash and Investments	\$ 13,850,056	\$ 56,510,358	\$ 55,224,449	\$ 15,135,965
Due to Agency:				
Clerk of Court	\$ 4,175,133	\$ 1,286,703	\$ 1,530,610	\$ 3,931,226
Master in Equity - Foreclosures	712,328	26,982,452	27,467,672	227,108
Register of Deeds - Bonds	701,022	34,693	587,283	148,432
Treasurer - JPC Escrow	289,720	42,866	20,479	312,107
Treasurer - Bankruptcy Escrow	185,396	46,090	16,288	215,198
Treasurer - Surplus Tax Escrow	7,786,457	28,117,554	25,602,117	10,301,894
	<u>\$ 13,850,056</u>	<u>\$ 56,510,358</u>	<u>\$ 55,224,449</u>	<u>\$ 15,135,965</u>
Total - All Agency Funds				
Assets:				
Equity in Pooled Cash and Investments	\$ 100,893,416	\$ 480,728,162	\$ 451,012,493	\$ 130,609,085
Due to Agency:				
General	\$ 100,893,416	\$ 480,728,162	\$ 451,012,493	\$ 130,609,085

BEAUFORT COUNTY, SOUTH CAROLINA
 SCHEDULE OF FINES, FEES, ASSESSMENTS AND SURCHARGES
 For the Year Ended June 30, 2013

Clerk of Court Fines, Fees, Assessments and Surcharges

Remitted to the State Treasurer	\$ 519,473
Remitted to Other Agencies	37,181
Retained by the County	<u>196,730</u>
Total Fines, Fees, Assessments and Surcharges Collected	<u>\$ 753,384</u>

Magistrate Courts Fines, Fees, Assessments and Surcharges

Remitted to the State Treasurer	\$ 1,050,547
Remitted to Other Agencies	43,438
Retained by the County	<u>849,182</u>
Total Fines, Fees, Assessments and Surcharges Collected	<u>\$ 1,943,167</u>

Victims Assistance Services

Funds Carried Forward from Prior Years	\$ 14,948
Fees and Assessments from the Clerk of Court	29,447
Fees and Assessments from the Magistrate Courts	116,906
Fees and Assessments from the Solicitor's Office	179
Town of Hilton Head Allocation	59,492
County General Fund Allocation	<u>190,399</u>
Funds Allocated to Victim Assistance Services	411,371
Victim Assistance Expenditures	<u>(411,371)</u>
Funds Available for Carryforward	<u>\$ -</u>



Justin Casuh
Beaufort County Resident

Justin Casuh
Beaufort County Resident



statistical section

BEAUFORT COUNTY, SOUTH CAROLINA
COMPREHENSIVE ANNUAL FINANCIAL REPORT
FISCAL YEAR ENDED JUNE 30, 2013
STATISTICAL SECTION

This part of the Beaufort County comprehensive annual financial report presents detailed information as a context for understanding what the information in the financial statements, note disclosures, and required supplementary information says about the government's overall health.

CONTENTS	PAGE
Financial Trends These schedules contain trend information to help the reader understand how the government's financial performance and well-being have changed over time.	225 - 230
Revenue Capacity These schedules contain information to help the reader assess the government's most significant local revenue source, property tax.	231 - 234
Debt Capacity These schedules present information to help the reader assess the affordability of the government's current levels of outstanding debt and the government's ability to issue additional debt in the future.	235 - 240
Demographic and Economic Information These schedules offer demographic and economic indicators to help the reader understand the environment within which the government's financial activities take place.	241 - 242
Operating Information These schedules contain service and infrastructure data to help the reader understand how the information in the government's financial report relates to the services the government provides and the activities it performs.	243 - 245

Sources: Unless otherwise noted, the information in these schedules is derived from the comprehensive annual financial reports for the relevant year.

BEAUFORT COUNTY, SOUTH CAROLINA
NET POSITION BY COMPONENT
LAST TEN FISCAL YEARS

	<u>FY 2004</u>	<u>FY 2005</u>	<u>FY 2006</u>	<u>FY 2007</u>	<u>FY 2008</u>	<u>FY 2009</u>	<u>FY 2010</u>	<u>FY 2011</u>	<u>FY 2012</u>	<u>FY 2013</u>
Governmental Activities										
Net investment in capital assets	\$ 21,299,949	\$ 28,519,464	\$ 32,782,636	\$ 52,776,852	\$ 70,906,216	\$ 82,426,443	\$ 126,759,144	\$ 150,354,190	\$ 182,140,936	\$ 235,805,103
Restricted	7,468,002	9,280,423	11,065,409	18,695,106	48,605,864	34,763,370	76,403,806	110,042,845	109,480,674	81,168,869
Unrestricted	<u>21,161,556</u>	<u>25,253,922</u>	<u>34,938,543</u>	<u>41,453,757</u>	<u>45,443,709</u>	<u>83,769,216</u>	<u>27,135,536</u>	<u>1,807,004</u>	<u>2,286,272</u>	<u>5,092,524</u>
Total governmental activities net position	<u>\$ 49,929,507</u>	<u>\$ 63,053,809</u>	<u>\$ 78,786,588</u>	<u>\$ 112,925,715</u>	<u>\$ 164,955,789</u>	<u>\$ 200,959,029</u>	<u>\$ 230,298,486</u>	<u>\$ 262,204,039</u>	<u>\$ 293,907,882</u>	<u>\$ 322,066,496</u>
Business-Type Activities										
Net investment in capital assets	\$ 15,239,265	\$ 16,081,526	\$ 22,699,379	\$ 24,046,457	\$ 21,340,684	\$ 23,074,168	\$ 23,805,330	\$ 24,456,698	\$ 23,927,764	\$ 23,961,592
Unrestricted	<u>(249,746)</u>	<u>(1,168,615)</u>	<u>(695,410)</u>	<u>(918,246)</u>	<u>266,120</u>	<u>(2,067,504)</u>	<u>(1,764,310)</u>	<u>(1,979,580)</u>	<u>(1,466,786)</u>	<u>(1,180,550)</u>
Total business-type activities net position	<u>\$ 14,989,519</u>	<u>\$ 14,912,911</u>	<u>\$ 22,003,969</u>	<u>\$ 23,128,211</u>	<u>\$ 21,606,804</u>	<u>\$ 21,006,664</u>	<u>\$ 22,041,020</u>	<u>\$ 22,477,118</u>	<u>\$ 22,460,978</u>	<u>\$ 22,781,042</u>
Primary Government										
Net investment in capital assets	\$ 36,539,214	\$ 44,600,990	\$ 55,482,015	\$ 76,823,309	\$ 92,246,900	\$ 105,500,611	\$ 150,564,474	\$ 174,810,888	\$ 206,068,700	\$ 259,766,695
Restricted	7,468,002	9,280,423	11,065,409	18,695,106	48,605,864	34,763,370	76,403,806	110,042,845	109,480,674	81,168,869
Unrestricted	<u>20,911,810</u>	<u>24,085,307</u>	<u>34,243,133</u>	<u>40,535,511</u>	<u>45,709,829</u>	<u>81,701,712</u>	<u>25,371,226</u>	<u>(172,576)</u>	<u>819,486</u>	<u>3,911,974</u>
Total primary government net position	<u>\$ 64,919,026</u>	<u>\$ 77,966,720</u>	<u>\$ 100,790,557</u>	<u>\$ 136,053,926</u>	<u>\$ 186,562,593</u>	<u>\$ 221,965,693</u>	<u>\$ 252,339,506</u>	<u>\$ 284,681,157</u>	<u>\$ 316,368,860</u>	<u>\$ 344,847,538</u>

BEAUFORT COUNTY, SOUTH CAROLINA
CHANGES IN NET POSITION
LAST TEN FISCAL YEARS

	<u>FY 2004</u>	<u>FY 2005</u>	<u>FY 2006</u>	<u>FY 2007</u>	<u>FY 2008</u>	<u>FY 2009</u>	<u>FY 2010</u>	<u>FY 2011</u>	<u>FY 2012</u>	<u>FY 2013</u>
<u>Expenses</u>										
<u>Governmental Activities</u>										
General Government	\$ 19,299,507	\$ 20,435,569	\$ 23,243,294	\$ 24,863,032	\$ 27,566,886	\$ 33,883,983	\$ 35,336,670	\$ 33,610,134	\$ 32,119,250	\$ 32,641,163
Public Safety	32,383,389	35,659,419	39,033,433	40,322,590	45,505,447	49,090,928	50,524,200	48,927,744	51,231,345	52,481,136
Public Works	13,982,695	14,904,707	19,534,972	19,507,135	21,017,930	19,920,007	20,434,597	20,753,287	19,944,114	23,403,821
Public Health	6,864,153	7,343,920	7,836,966	8,434,863	9,545,159	12,227,572	12,267,824	11,859,259	11,881,484	11,987,651
Public Welfare	1,163,940	948,468	1,213,994	1,460,053	2,082,811	1,935,787	2,402,787	3,143,475	2,373,551	2,317,902
Cultural and recreation	7,809,386	8,628,664	10,964,080	10,527,430	11,682,973	16,947,113	15,963,929	15,339,501	13,863,794	16,064,581
Interest	<u>6,820,142</u>	<u>7,591,323</u>	<u>8,435,071</u>	<u>9,238,679</u>	<u>10,691,835</u>	<u>10,906,551</u>	<u>10,812,119</u>	<u>11,585,371</u>	<u>10,596,657</u>	<u>9,087,049</u>
Total Governmental Activities Expenses	<u>88,323,212</u>	<u>95,512,070</u>	<u>110,261,810</u>	<u>114,353,782</u>	<u>128,093,041</u>	<u>144,911,941</u>	<u>147,742,126</u>	<u>145,218,771</u>	<u>142,010,195</u>	<u>147,983,303</u>
<u>Business-Type Activities</u>										
Garage	2,702,854	3,111,165	3,770,274	4,186,346	4,778,275	-	-	-	-	-
Stormwater	3,437,623	4,212,250	3,904,685	2,528,367	2,896,205	3,027,952	3,677,985	3,758,958	3,124,645	3,246,022
Lady's Island Airport	405,512	464,560	678,804	673,942	909,516	1,129,236	664,128	693,783	668,094	667,068
Hilton Head Airport	<u>1,505,316</u>	<u>1,632,968</u>	<u>1,801,388</u>	<u>2,107,556</u>	<u>4,475,379</u>	<u>2,478,208</u>	<u>2,558,747</u>	<u>2,191,050</u>	<u>3,236,793</u>	<u>2,565,348</u>
Total Business-Type Expenses	<u>8,051,305</u>	<u>9,420,943</u>	<u>10,155,151</u>	<u>9,496,211</u>	<u>13,059,375</u>	<u>6,635,396</u>	<u>6,900,860</u>	<u>6,643,791</u>	<u>7,029,532</u>	<u>6,478,438</u>
Total Government Expenses	<u>\$ 96,374,517</u>	<u>\$ 104,933,013</u>	<u>\$ 120,416,961</u>	<u>\$ 123,849,993</u>	<u>\$ 141,152,416</u>	<u>\$ 151,547,337</u>	<u>\$ 154,642,986</u>	<u>\$ 151,862,562</u>	<u>\$ 149,039,727</u>	<u>\$ 154,461,741</u>

BEAUFORT COUNTY, SOUTH CAROLINA
CHANGES IN NET POSITION
LAST TEN FISCAL YEARS

	FY 2004	FY 2005	FY 2006	FY 2007	FY 2008	FY 2009	FY 2010	FY 2011	FY 2012	FY 2013
Program Revenues										
Governmental Activities										
Charges for services										
General Government	\$ 9,264,212	\$ 11,811,709	\$ 15,892,733	\$ 14,964,925	\$ 13,170,035	\$ 16,717,090	\$ 17,046,292	\$ 17,668,968	\$ 18,499,976	\$ 18,342,329
Public Safety	5,762,904	6,850,467	8,885,678	8,423,902	7,990,064	7,193,599	7,130,652	7,437,462	6,871,580	8,510,306
Public Works	2,354,902	3,198,409	3,886,634	5,678,226	7,016,889	3,125,389	3,502,896	3,031,913	3,680,979	4,283,664
Public Health	284,451	327,663	398,718	407,968	410,076	479,704	551,682	525,615	525,594	522,846
Public Welfare	-	21,669	5,871	9,725	16,525	22,429	72,702	40,715	40,913	64,283
Cultural and Recreation	1,966,944	2,823,252	3,863,531	2,817,775	2,809,504	1,098,497	1,279,808	1,453,157	1,602,628	1,912,336
Operating Grants and Contributions	6,739,125	5,893,333	7,466,688	6,980,330	8,312,520	8,046,928	8,353,023	9,055,697	9,549,138	9,328,245
Capital Grants and Contributions	2,770,673	3,148,936	6,751,581	8,567,228	33,285,927	4,223,966	2,654,488	1,833,055	2,405,145	13,271,813
Total Governmental Activities Program Revenues	<u>29,143,211</u>	<u>34,075,438</u>	<u>47,151,434</u>	<u>47,850,079</u>	<u>73,011,540</u>	<u>40,907,602</u>	<u>40,591,543</u>	<u>41,046,582</u>	<u>43,175,953</u>	<u>56,235,822</u>
Business-Type Activities										
Charges for services										
Garage	2,665,716	3,108,261	3,746,682	4,016,829	4,913,862	-	-	-	-	-
Stormwater utility	3,930,774	4,207,825	4,529,385	2,880,264	3,233,196	2,845,833	3,713,687	3,381,644	3,209,895	3,155,000
Lady's Island Airport	346,964	471,341	772,380	676,061	729,620	535,016	490,691	530,525	567,734	560,766
Hilton Head Airport	1,107,416	1,076,508	1,119,330	1,314,648	1,508,468	1,473,958	1,435,463	1,449,414	1,495,360	1,793,155
Operating Grants and Contributions	157,085	171,894	247,021	219,079	244,468	124,881	133,223	134,837	116,234	112,695
Capital Grants and Contributions	2,337,140	240,806	5,595,366	1,334,933	1,004,624	986,411	1,862,895	1,563,425	1,562,938	1,175,792
Total Business-Type Activities Program Revenues	<u>10,545,095</u>	<u>9,276,635</u>	<u>16,010,164</u>	<u>10,441,814</u>	<u>11,634,238</u>	<u>5,966,099</u>	<u>7,635,959</u>	<u>7,059,845</u>	<u>6,952,161</u>	<u>6,797,408</u>
Total Government Program Revenues	<u>\$ 39,688,306</u>	<u>\$ 43,352,073</u>	<u>\$ 63,161,598</u>	<u>\$ 58,291,893</u>	<u>\$ 84,645,778</u>	<u>\$ 46,873,701</u>	<u>\$ 48,227,502</u>	<u>\$ 48,106,427</u>	<u>\$ 50,128,114</u>	<u>\$ 63,033,230</u>
Net (Expense) / Revenue										
Governmental Activities	\$ (59,180,001)	\$ (61,436,632)	\$ (63,110,376)	\$ (76,836,607)	\$ (55,081,501)	\$ (104,004,339)	\$ (107,150,583)	\$ (104,172,189)	\$ (98,834,242)	\$ (91,747,481)
Business-Type Activities	2,493,790	(144,308)	5,855,013	(2,462,580)	(1,425,137)	(669,297)	735,099	416,054	(77,371)	318,970
Total Government Net (Expense) / Revenue	<u>\$ (56,686,211)</u>	<u>\$ (61,580,940)</u>	<u>\$ (57,255,363)</u>	<u>\$ (79,299,187)</u>	<u>\$ (56,506,638)</u>	<u>\$ (104,673,636)</u>	<u>\$ (106,415,484)</u>	<u>\$ (103,756,135)</u>	<u>\$ (98,911,613)</u>	<u>\$ (91,428,511)</u>

BEAUFORT COUNTY, SOUTH CAROLINA
CHANGES IN NET POSITION
LAST TEN FISCAL YEARS

	FY 2004	FY 2005	FY 2006	FY 2007	FY 2008	FY 2009	FY 2010	FY 2011	FY 2012	FY 2013
General Revenues and Other Changes in Net Assets										
Governmental Activities										
Property Taxes	\$ 54,454,188	\$ 65,662,952	\$ 68,707,288	\$ 67,937,348	\$ 55,867,689	\$ 92,725,922	\$ 91,394,021	\$ 94,804,284	\$ 93,571,238	\$ 94,819,998
Sales Taxes	-	-	-	4,647,027	25,531,506	30,440,867	28,257,192	29,292,574	30,442,155	15,043,485
Grants and contributions not restricted	5,930,598	5,802,176	6,009,783	7,719,639	9,621,104	10,353,360	9,638,402	8,868,758	9,588,551	7,944,710
Unrestricted investment earnings	1,000,454	1,627,662	2,823,419	4,179,902	4,701,846	3,728,745	4,093,395	1,378,709	883,768	540,155
Transfers In / (Out)	-	-	-	-	1,863,867	-	(250,000)	(2,500)	-	-
Gain/(Loss) on Sale of Capital Assets	-	-	-	-	-	-	4,460	(98,017)	-	-
Miscellaneous	647,994	1,467,144	1,303,665	2,838,808	9,342,263	2,758,685	3,352,570	1,833,934	1,841,926	1,557,747
Total Governmental Activities	62,033,234	74,559,934	78,844,155	87,322,724	106,928,275	140,007,579	136,490,040	136,077,742	136,327,638	119,906,095
Business-Type Activities										
Grants and Contributions Not Restricted	-	-	1,164,820	-	-	-	-	-	-	-
Unrestricted Investments Earnings	31,511	63,721	71,225	174,319	86,760	59,803	48,779	11,282	11,231	4,835
Transfers In / (Out)	-	-	-	-	(1,863,867)	-	250,000	2,500	-	-
Gain/(Loss) on Sale of Capital Assets	-	-	-	-	-	-	478	6,262	50,000	(3,741)
Miscellaneous	-	3,979	-	4,320	270	9,354	-	-	-	-
Total Business-Type Activities	31,511	67,700	1,236,045	178,639	(1,776,837)	69,157	299,257	20,044	61,231	1,094
Total Government	\$ 62,064,745	\$ 74,627,634	\$ 80,080,200	\$ 87,501,363	\$ 105,151,438	\$ 140,076,736	\$ 136,789,297	\$ 136,097,786	\$ 136,388,869	\$ 119,907,189
Changes in Net Position										
Governmental Activities	\$ 2,853,233	\$ 13,123,302	\$ 15,733,779	\$ 35,403,937	\$ 51,846,774	\$ 36,003,240	\$ 29,339,457	\$ 31,905,553	\$ 37,493,396	\$ 28,158,614
Business-Type Activities	2,525,301	(76,608)	7,091,058	(1,010,798)	(1,338,107)	(600,140)	1,034,356	436,098	(16,140)	320,064
Total Government Changes in Net Position	\$ 5,378,534	\$ 13,046,694	\$ 22,824,837	\$ 34,393,139	\$ 50,508,667	\$ 35,403,100	\$ 30,373,813	\$ 32,341,651	\$ 37,477,256	\$ 28,478,678

BEAUFORT COUNTY, SOUTH CAROLINA
FUND BALANCES GOVERNMENTAL FUNDS
LAST TEN FISCAL YEARS

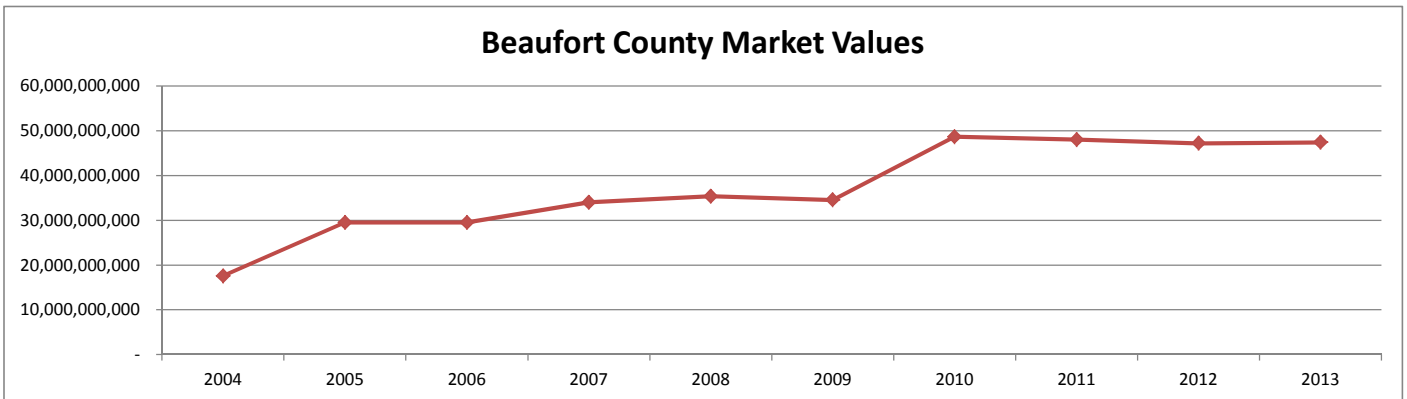
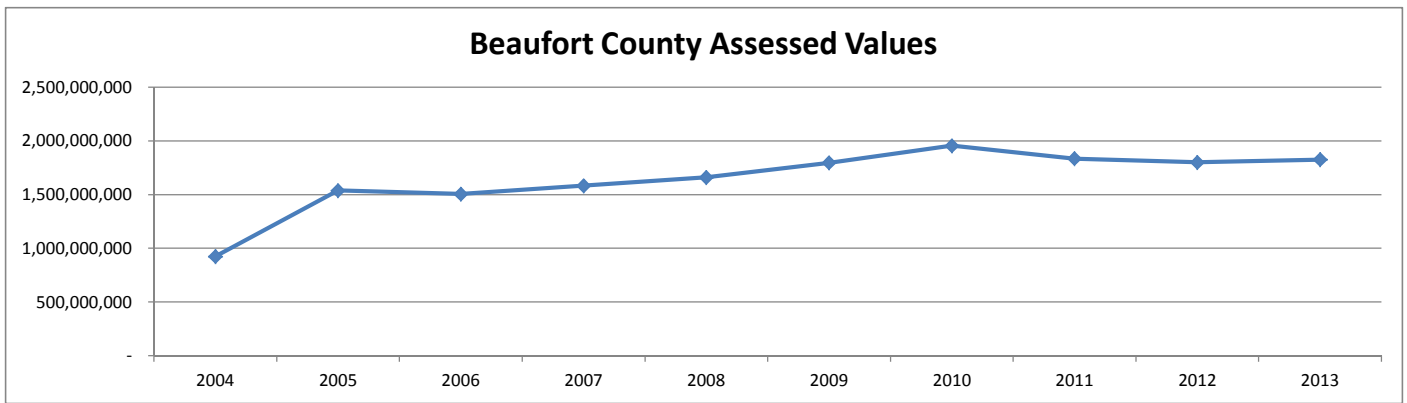
	<u>FY 2004</u>	<u>FY 2005</u>	<u>FY 2006</u>	<u>FY 2007</u>	<u>FY 2008</u>	<u>FY 2009</u>	<u>FY 2010</u>	<u>FY 2011</u>	<u>FY 2012</u>	<u>FY 2013</u>
General Fund										
Reserved	\$ 712,741	\$ 974,741	\$ 1,324,226	\$ 2,088,746	\$ 827,243	\$ 2,168,732	\$ 2,023,487			
Unreserved	<u>4,437,859</u>	<u>10,820,609</u>	<u>19,043,267</u>	<u>19,553,774</u>	<u>18,929,748</u>	<u>18,771,412</u>	<u>16,217,306</u>			
Total General Fund	<u>\$ 5,150,600</u>	<u>\$ 11,795,350</u>	<u>\$ 20,367,493</u>	<u>\$ 21,642,520</u>	<u>\$ 19,756,991</u>	<u>\$ 20,940,144</u>	<u>\$ 18,240,793</u>			
All Other Governmental Funds										
Reserved	\$ 53,408,733	\$ 53,944,086	\$ 60,052,751	\$ 60,620,111	\$ 103,005,448	\$ 137,996,015	\$ 140,360,312			
Unreserved, Reported In: Special revenue funds	<u>13,366,140</u>	<u>15,792,363</u>	<u>17,157,060</u>	<u>26,369,167</u>	<u>32,852,969</u>	<u>34,484,177</u>	<u>-</u>			
Total All Other Governmental Funds	<u>\$ 66,774,873</u>	<u>\$ 69,736,449</u>	<u>\$ 77,209,811</u>	<u>\$ 86,989,278</u>	<u>\$ 135,858,417</u>	<u>\$ 172,480,192</u>	<u>\$ 140,360,312</u>			
Total All Governmental Funds	<u>\$ 71,925,473</u>	<u>\$ 81,531,799</u>	<u>\$ 97,577,304</u>	<u>\$ 108,631,798</u>	<u>\$ 155,615,408</u>	<u>\$ 193,420,336</u>	<u>\$ 158,601,105</u>			
General Fund										
Nonspendable							\$ 2,829,512	\$ 2,227,326	\$ 2,061,612	
Committed							960,216	150,788	218,526	
Assigned							-	23,697	1,733,143	
Unassigned							<u>14,930,011</u>	<u>19,940,197</u>	<u>20,207,988</u>	
Total General Fund							<u>\$ 18,719,739</u>	<u>\$ 22,342,008</u>	<u>\$ 24,221,269</u>	
All Other Governmental Funds										
Nonspendable							\$ 2,418,050	\$ 1,268,394	\$ 1,199,446	
Restricted							126,929,680	124,459,879	108,228,779	
Committed							4,466	32,889	56,058	
Assigned							-	-	-	
Unassigned (Deficit)							<u>(1,361)</u>	<u>(28,933)</u>	<u>365,494</u>	
Total All Other Governmental Funds							<u>\$ 129,350,835</u>	<u>\$ 125,732,229</u>	<u>\$ 109,849,777</u>	
Total All Governmental Funds							<u>\$ 148,070,574</u>	<u>\$ 148,074,237</u>	<u>\$ 134,071,046</u>	

BEAUFORT COUNTY, SOUTH CAROLINA
CHANGES IN FUND BALANCES GOVERNMENTAL FUNDS
LAST TEN FISCAL YEARS

	FY 2004	FY 2005	FY 2006	FY 2007	FY 2008	FY 2009	FY 2010	FY 2011	FY 2012	FY 2013
Revenues										
Property Taxes	\$ 54,454,188	\$ 65,483,466	\$ 68,227,384	\$ 72,842,999	\$ 80,919,392	\$ 92,251,291	\$ 91,228,738	\$ 94,610,886	\$ 93,350,153	\$ 94,786,696
Licenses and Permits	5,919,147	8,462,749	14,256,278	15,282,447	15,244,516	8,289,425	8,024,048	7,960,357	9,924,740	10,705,122
Intergovernmental	20,564,296	22,138,156	20,228,052	23,267,197	51,219,551	53,065,121	48,903,105	49,050,084	51,984,989	45,588,253
Charges for Services	12,497,195	15,458,622	17,505,824	15,576,292	14,880,644	14,533,541	15,672,535	16,342,605	15,221,171	17,105,139
Fines and Forfeitures	1,217,071	1,111,798	1,171,063	1,443,782	1,287,933	1,354,535	1,483,077	1,126,116	1,015,739	898,436
Interest	1,000,454	1,627,662	2,823,419	3,999,618	4,701,846	3,728,745	1,175,420	782,749	883,768	540,155
Settlements	-	-	-	-	6,503,786	-	-	-	-	-
Miscellaneous	647,994	4,339,915	1,441,311	2,912,367	3,091,560	2,932,325	3,352,568	1,833,934	1,841,926	1,557,747
Total Revenues	96,300,345	118,622,368	125,653,331	135,324,702	177,849,228	176,154,983	169,839,491	171,706,731	174,222,486	171,181,548
Expenditures										
General Government	22,302,782	24,944,004	19,888,965	21,723,657	24,281,947	26,138,110	26,791,534	24,479,751	23,497,733	23,658,058
Public Safety	30,331,140	32,348,721	34,439,442	38,169,617	42,629,557	45,642,410	42,542,591	42,639,887	43,222,080	44,182,336
Public Works	17,476,169	17,833,904	19,210,085	19,254,211	19,505,060	17,298,711	15,414,631	16,027,746	14,792,685	17,550,180
Public Health	6,717,971	7,131,096	7,703,359	8,808,346	9,648,711	12,170,658	12,045,705	11,598,713	11,218,245	11,306,171
Public Welfare	1,054,705	948,468	1,213,994	1,340,276	1,552,651	1,456,197	1,823,168	2,494,653	1,915,122	1,794,172
Cultural and Recreation	6,536,270	7,082,111	7,729,719	8,714,649	9,364,666	13,980,694	13,734,989	12,897,385	11,210,985	13,132,712
Debt Service-Principal	20,040,000	5,285,000	5,665,000	31,830,000	7,615,000	25,395,000	7,565,000	10,170,000	11,820,000	72,805,000
Debt Service-Interest and Fees	5,909,905	7,100,535	7,870,542	9,339,579	10,119,245	11,039,289	10,926,464	11,491,994	11,698,673	10,443,924
Capital Projects	42,201,243	36,842,203	30,886,720	35,382,016	51,042,649	38,983,986	76,482,615	59,155,593	49,619,275	43,528,784
Total Expenditures	152,570,185	139,516,042	134,607,826	174,562,351	175,759,486	192,105,055	207,326,697	190,955,722	178,994,798	238,401,337
Excess (deficiency) of revenues over expenditures	(56,269,840)	(20,893,674)	(8,954,495)	(39,237,649)	2,089,742	(15,950,072)	(37,487,206)	(19,248,991)	(4,772,312)	(67,219,789)
Other Financing Sources (Uses)										
Issuance of Bonds	23,680,000	30,500,000	25,000,000	47,680,193	43,030,000	53,755,000	48,755,000	8,125,000	12,500,000	49,265,000
Debt Service-Principal - Refinancing of BANs	-	-	-	-	-	-	(48,755,000)	-	-	-
Refunding Bond Proceeds	-	-	-	-	-	-	-	-	15,295,000	58,335,000
Payments to Refunding Debt Escrow Agent	-	-	-	-	-	-	-	-	(17,312,305)	(65,909,303)
Bond Premiums	-	-	-	-	-	-	2,917,975	595,960	2,368,280	11,525,901
Transfers In	13,319,300	8,916,943	11,231,560	10,350,964	18,842,778	17,631,847	19,413,742	13,351,316	15,409,058	27,323,615
Transfers Out	(13,319,300)	(8,916,943)	(11,231,560)	(10,350,964)	(16,978,911)	(17,631,847)	(19,663,742)	(13,353,816)	(15,409,058)	(27,323,615)
Total Other Financing Sources (Uses)	23,680,000	30,500,000	25,000,000	47,680,193	44,893,867	53,755,000	2,667,975	8,718,460	12,850,975	53,216,598
Net Change in Fund Balance	\$ (32,589,840)	\$ 9,606,326	\$ 16,045,505	\$ 8,442,544	\$ 46,983,609	\$ 37,804,928	\$ (34,819,231)	\$ (10,530,531)	\$ 8,078,663	\$ (14,003,191)
Debt Service as a Percentage of Noncapital Expenditures	23.5%	12.1%	13.0%	29.6%	14.2%	23.8%	14.1%	16.4%	18.2%	42.7%

BEAUFORT COUNTY, SOUTH CAROLINA
 ASSESSED VALUE AND MARKET VALUE OF TAXABLE PROPERTY
 LAST TEN FISCAL YEARS

Fiscal Year	Real Property			Personal Property			Totals		Total Direct Tax Rate
	Assessed Value	Market Value		Assessed Value	Market Value		Assessed Value	Market Value	
2004	740,613,636	15,649,673,497	4.73%	184,242,061	1,897,765,656	9.71%	924,855,697	17,547,439,153	58.0
2005	1,354,125,807	27,588,978,918	4.91%	184,286,675	1,911,616,663	9.64%	1,538,412,482	29,500,595,581	44.1
2006	1,342,243,568	27,504,991,147	4.88%	162,980,756	2,029,648,269	8.03%	1,505,224,324	29,534,639,416	45.1
2007	1,397,740,562	31,569,997,800	4.43%	184,669,523	2,419,677,833	7.63%	1,582,410,085	33,989,675,633	44.6
2008	1,452,621,579	32,753,008,310	4.44%	207,538,743	2,626,086,500	7.90%	1,660,160,322	35,379,094,810	47.4
2009	1,551,233,656	32,339,226,541	4.80%	243,531,884	2,212,126,019	11.01%	1,794,765,540	34,551,352,560	51.9
2010	1,720,365,297	45,978,771,345	3.74%	234,553,487	2,691,291,572	8.72%	1,954,918,784	48,670,062,917	46.0
2011	1,610,653,303	45,535,333,122	3.54%	222,826,243	2,522,695,723	8.83%	1,833,479,546	48,058,028,845	47.54
2012	1,614,373,168	45,028,233,052	3.59%	185,451,491	2,186,088,790	8.48%	1,799,824,659	47,214,321,842	47.54
2013	1,614,166,744	44,735,468,004	3.61%	210,531,440	2,692,952,990	7.82%	1,824,698,184	47,428,420,994	48.52



Source: Beaufort County Auditor

BEAUFORT COUNTY, SOUTH CAROLINA
PROPERTY TAX MILLAGES-ALL OVERLAPPING GOVERNMENTS
LAST TEN FISCAL YEARS

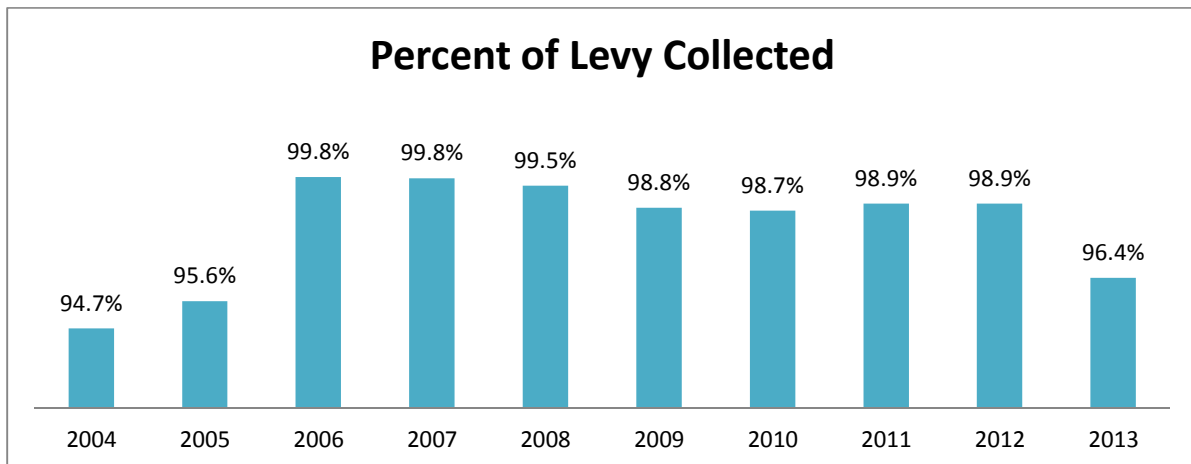
	2004	2005	2006	2007	2008	2009	2010	2011	2012	2013
<u>County-Wide Levies</u>										
County-Operations	42.9	32.7	33.7	36.7	38.9	45.50	40.21	40.21	40.21	40.21
County-Debt Service	7.2	5.4	5.4	5.4	5.8	4.00	3.62	4.57	4.57	4.44
County-Solid Waste/Recycling	5.9	4.5	4.5	-	-	-	-	-	-	-
County-Purchase of Real Property Program	2.0	1.5	1.5	2.5	2.7	2.40	2.13	2.76	2.76	3.87
Total Direct Tax Rate	58.0	44.1	45.1	44.6	47.4	51.90	45.96	47.54	47.54	48.52
School-Operations	108.2	75.2	77.5	91.7	97.3	102.60	90.26	90.26	90.26	92.26
School-Operations Surcharge	-	-	-	-	2.9	-	-	-	-	-
School-Debt Service	22.2	19.0	19.0	17.0	22.6	28.00	24.43	26.33	28.00	28.00
Indigent Health Care	2.0	1.5	1.5	1.5	1.5	-	-	-	-	-
Continuing Education	4.0	3.0	3.0	3.0	3.0	-	-	-	-	-
<u>Municipal Levies</u>										
City of Beaufort	73.4	55.8	55.8	52.8	52.8	52.80	60.62	60.62	60.62	60.62
Town of Port Royal	85.0	85.0	78.0	74.0	74.0	74.00	69.00	69.00	69.00	69.00
Town of Bluffton	49.0	42.0	42.0	42.0	40.0	40.00	38.00	38.00	38.00	38.00
Town of Hilton Head	31.0	22.3	19.0	19.0	19.0	19.36	18.54	18.54	19.33	19.33
Town of Yemassee	68.0	68.0	68.0	68.0	68.0	68.00	70.00	70.00	70.00	70.00
<u>Fire Levies</u>										
Bluffton Fire-Operation	25.5	17.9	19.5	20.3	21.1	22.30	19.67	19.67	19.67	20.49
Bluffton Fire-Debt Service	0.6	0.7	0.7	0.7	0.9	0.40	0.37	0.38	0.38	-
Burton Fire-Operations	61.9	49.6	51.9	51.9	55.1	58.10	55.87	55.87	55.87	58.21
Burton Fire-Debt Service	6.0	4.6	6.0	6.0	6.0	5.00	5.53	5.53	5.53	5.53
Daufuskie Island Fire-Operations	47.5	27.9	29.7	29.7	31.5	33.20	30.11	30.71	31.74	33.07
Daufuskie Island Fire-Debt Service	4.7	2.6	2.6	2.6	2.6	2.50	2.23	-	-	-
Lady's Island/St. Helena-Operations	35.1	27.1	28.9	28.9	30.7	32.40	30.39	31.00	32.04	33.34
Lady's Island/St. Helena-Debt Service	3.5	1.4	1.4	1.4	1.7	1.70	1.50	1.50	1.50	1.50
Sheldon Fire-Operations	39.9	29.6	34.9	34.9	37.0	37.50	32.09	32.22	32.22	33.11
Sheldon Fire-Debt Services	2.6	2.3	2.5	2.5	2.5	2.50	2.14	2.18	2.18	2.18

Source: Beaufort County Auditor

**BEAUFORT COUNTY, SOUTH CAROLINA
PROPERTY TAX LEVIES AND COLLECTIONS
LAST TEN FISCAL YEARS**

Fiscal Year	Total Levy (1)	Current Tax Collections	Percent of Levy Collected	Collections in Subsequent Years	Total Tax Collections	Total Collections As Percent of Levy
2004	53,641,630	50,203,062	93.6%	585,230	50,788,292	94.7%
2005	63,554,010	60,416,187	95.1%	346,868	60,763,055	95.6%
2006	64,273,714	62,744,316	97.6%	1,400,520	64,144,836	99.8%
2007	66,162,420	63,986,885	96.7%	2,018,146	66,005,031	99.8%
2008	73,087,091	72,399,594	99.1%	330,913	72,730,507	99.5%
2009	84,939,782	82,472,648	97.1%	1,417,008	83,889,656	98.8%
2010	81,772,052	79,374,355	97.1%	1,305,354	80,679,709	98.7%
2011	85,105,603	82,724,674	97.2%	1,451,021	84,175,695	98.9%
2012	85,514,629	83,110,564	97.2%	1,463,404	84,573,968	98.9%
2013	88,456,976	85,269,158	96.4%	-	85,269,158	96.4%

(1) - Includes County operations and maintenance levy, purchase of real property program levy, solid waste and recycling program levy, and debt service levy.




Source: Beaufort County Treasurer

BEAUFORT COUNTY, SOUTH CAROLINA
 TEN LARGEST TAXPAYERS
 CURRENT YEAR AND NINE YEARS AGO

Taxpayer	2013 Fiscal Year			2004 Fiscal Year		
	Taxable Assessed Value	Rank	Percentage of Total Assessed Value	Taxable Assessed Value	Rank	Percentage of Total Assessed Value
Marriott Resort	20,437,270	1	1.1%	14,150,292	1	1.5%
South Carolina Electric & Gas	20,381,990	2	1.1%	11,653,182	2	1.3%
Palmetto Electric	10,110,690	3	0.6%	7,306,360	3	0.8%
Columbia Properties Hilton Head	4,540,030	4	0.2%	N/A	N/A	N/A
SCG Hilton Head Property LLC	4,260,000	5	0.2%	N/A	N/A	N/A
Bluffton Telephone Company	4,252,190	6	0.2%	N/A	N/A	N/A
Sea Pines Resort LLC	3,719,950	7	0.2%	N/A	N/A	N/A
Hargray Telephone Company	2,923,390	8	0.2%	5,271,677	4	0.6%
Greenwood Development Corp	2,837,830	9	0.2%	3,884,394	5	0.4%
COROC/Hilton Head	2,131,240	10	0.1%	N/A	N/A	N/A
Westin Hilton Head Limited	N/A	N/A	N/A	3,421,966	6	0.4%
Dunes Hotel Associates	N/A	N/A	N/A	2,774,567	8	0.3%
Smith Lynn Press	N/A	N/A	N/A	2,867,053	7	0.3%
M & M Multi Services	N/A	N/A	N/A	N/A	N/A	N/A
Renwar Industries	N/A	N/A	N/A	N/A	N/A	N/A
	75,594,580		4.1%	51,329,491		5.6%

Taxable Assessed Value - Fiscal Year 2013



Taxable Assessed Value - Fiscal Year 2004

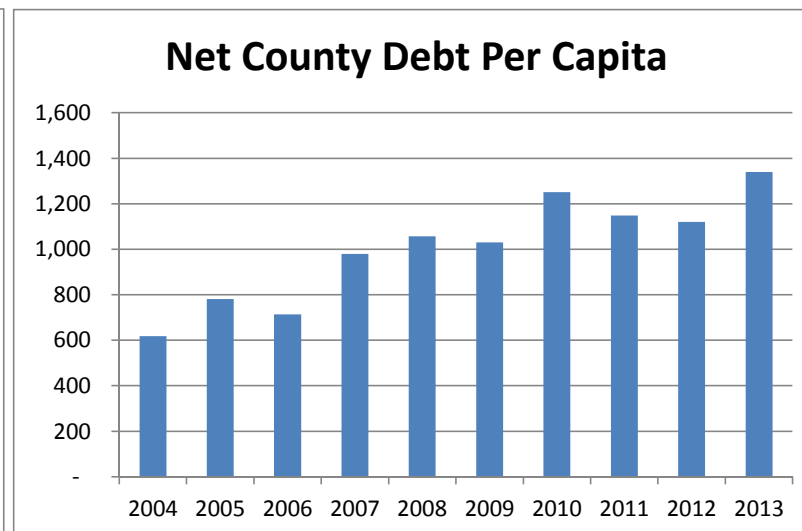
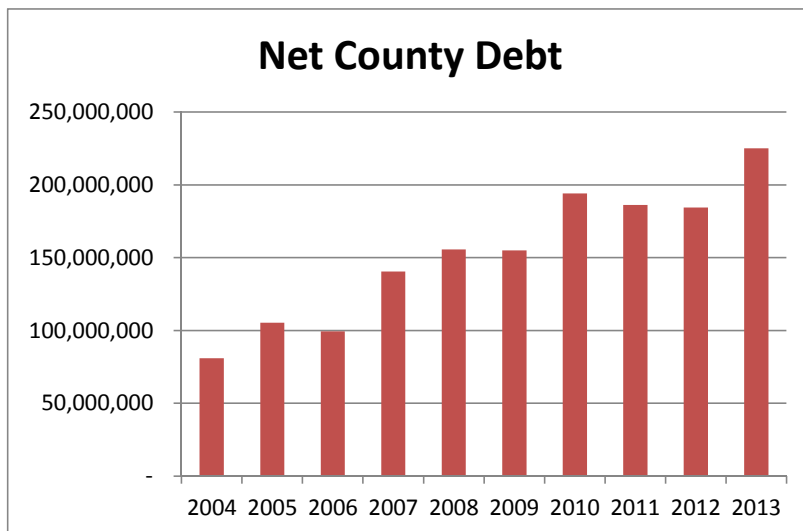


Source: Beaufort County Treasurer

**BEAUFORT COUNTY, SOUTH CAROLINA
RATIOS OF GENERAL BONDED DEBT OUTSTANDING
LAST TEN FISCAL YEARS**

<u>Fiscal Year</u>	<u>Estimated Population (1)</u>	<u>Assessed Value</u>	<u>General Obligation Bonds</u>	<u>Less:Debt Service Funds</u>	<u>Net County Debt</u>	<u>Ratio of Net County Debt to Assessed Value</u>	<u>Net County Debt Per Capita</u>
2004	130,993	924,855,697	80,960,000	84,747	80,875,253	8.74%	617
2005	134,910	1,538,412,482	106,175,000	874,355	105,300,645	6.84%	781
2006	139,333	1,505,224,324	100,645,000	1,283,952	99,361,048	6.60%	713
2007	143,614	1,582,410,085	141,670,000	1,091,840	140,578,160	8.88%	979
2008	147,316	1,660,160,322	177,515,000	21,807,616	155,707,384	9.38%	1,057
2009	150,415	1,794,765,540	159,305,000	4,361,432	154,943,568	8.63%	1,030
2010	155,215	1,954,918,784	201,355,000	7,107,378	194,247,622	9.94%	1,251
2011	162,233	1,833,479,546	200,555,000	14,234,168	186,320,832	10.16%	1,148
2012	164,684	1,799,824,659	190,915,000	6,428,998	184,486,002	10.25%	1,120
2013	168,049	1,824,698,184	235,811,387	10,729,541	225,081,846	12.34%	1,339

(1) - Source: U.S. Census Bureau



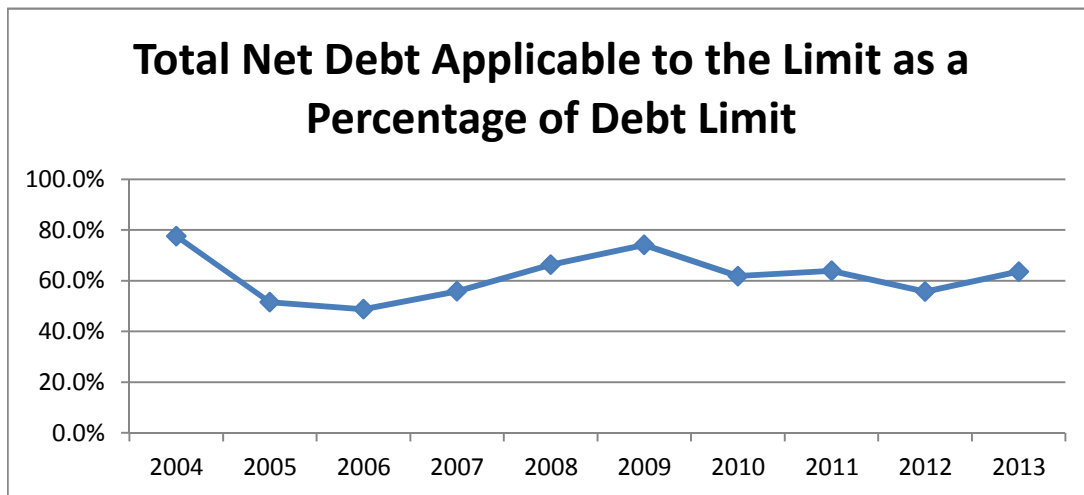
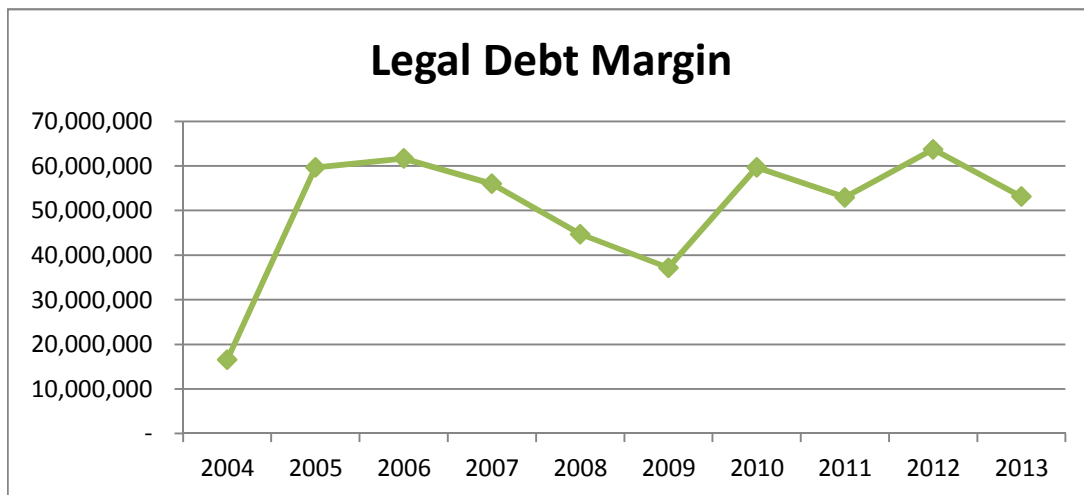
BEAUFORT COUNTY, SOUTH CAROLINA
 COMPUTATION OF LEGAL DEBT MARGIN
 June 30, 2013

Assessed Value - 2012 Tax Year (Fiscal Year 2013)	\$ 1,824,698,184
	<u> x 8%</u>
Constitutional Debt Limit	145,975,855
Outstanding Subject to Debt Limit	<u>92,854,428</u>
 Legal Debt Limit Remaining Without a Referendum	 <u>\$ 53,121,427</u>

Total Outstanding General Obligation Debt and Bond Anticipation Notes	\$ 235,811,387
Less General Obligation Debt Issued Under Referendum	(106,355,478)
Less General Obligation Debt Issued Paid by Other Sources	<u>(36,601,481)</u>
Total Outstanding Debt Subject to Debt Limit	<u>\$ 92,854,428</u>

BEAUFORT COUNTY, SOUTH CAROLINA
LEGAL DEBT MARGIN DETAIL
LAST TEN FISCAL YEARS

Fiscal Year	Debt Limit	Total Net Debt Applicable to Debt Limit	Legal Debt Margin	Total Net Debt Applicable to the Limit as a Percentage of Debt Limit
2004	73,988,455	57,397,353	16,591,102	77.6%
2005	123,072,999	63,429,118	59,643,881	51.5%
2006	120,417,946	58,760,294	61,657,652	48.8%
2007	126,890,994	70,887,603	56,003,391	55.9%
2008	132,812,826	88,104,325	44,708,501	66.3%
2009	143,581,243	106,425,458	37,155,785	74.1%
2010	156,393,503	96,733,089	59,660,414	61.9%
2011	146,678,364	93,722,603	52,955,761	63.9%
2012	143,985,973	80,253,597	63,732,376	55.7%
2013	145,975,855	92,854,428	53,121,427	63.6%





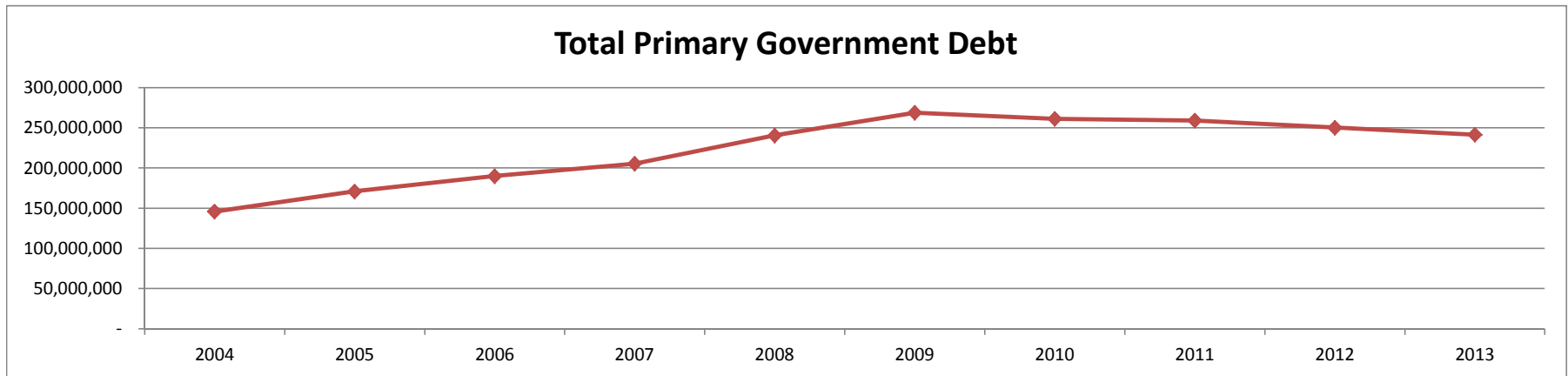
Teri Norris
Beaufort County
Planning & GIS Analyst

BEAUFORT COUNTY, SOUTH CAROLINA
RATIOS OF OUTSTANDING DEBT BY TYPE
LAST TEN FISCAL YEARS

Fiscal Year	Estimated Population (1)	Governmental Activities			Business-Type Activities		Total Primary Government Debt	Per Capita Personal Income (1)	Estimated Total Personal Income (2)	Percentage of Total Personal Income	Total Primary Government Debt Per Capita
		General Obligation Bonds	TIF Revenue Bonds and BANs	Capital Leases	Note Payable						
2004	130,993	80,960,000	63,680,000	325,300	888,703	145,854,003	34,643	4,537,990,499	3.21%	1,113	
2005	134,910	106,175,000	63,680,000	298,150	728,191	170,881,341	37,474	5,055,617,340	3.38%	1,267	
2006	139,333	100,645,000	88,545,000	269,926	559,493	190,019,419	39,840	5,551,026,720	3.42%	1,364	
2007	143,614	141,670,000	63,190,000	240,588	382,191	205,482,779	43,183	6,201,683,362	3.31%	1,431	
2008	147,316	177,515,000	62,760,000	210,091	-	240,485,091	45,427	6,692,123,932	3.59%	1,632	
2009	150,415	159,305,000	109,330,000	178,390	-	268,813,390	46,790	7,037,917,850	3.82%	1,787	
2010	155,215	201,355,000	59,715,000	-	-	261,070,000	31,081	4,824,237,415	5.41%	1,682	
2011	162,233	200,555,000	58,470,000	-	-	259,025,000	32,116	5,210,275,028	4.97%	1,597	
2012	164,684	190,915,000	59,410,000	-	-	250,325,000	32,731	5,390,272,004	4.64%	1,520	
2013	168,049	235,811,387	5,685,000	-	-	241,496,387	32,891	5,527,299,659	4.37%	1,437	

(1) - Source: U.S. Census Bureau

(2) - Calculated by multiplying the estimated population by the per capita income.



BEAUFORT COUNTY, SOUTH CAROLINA
PLEDGED REVENUE COVERAGE
LAST TEN FISCAL YEARS

New River Tax Increment Financing (TIF) Bonds

Fiscal Year	Collections*	Principal	Interest	Total	Coverage
2004	868,974	-	1,989,882	1,989,882	N/A
2005	2,263,809	-	1,989,882	1,989,882	1.1
2006	3,282,894	-	1,989,882	1,989,882	1.6
2007	5,218,464	200,000	3,283,263	3,483,263	1.5
2008	6,749,228	250,000	1,983,883	2,233,883	3.0
2009	7,189,830	310,000	1,976,382	2,286,382	3.1
2010	7,337,824	580,000	1,966,463	2,546,463	2.9
2011	7,665,550	870,000	1,943,262	2,813,262	2.7
2012	6,727,091	1,085,000	1,908,463	2,993,463	2.2
2013	6,617,597	36,705,000	931,175	37,636,175	0.2

Bluffton (County-Owned) Tax Increment Financing (TIF) Bonds

Fiscal Year	Collections*	Impact Fees	Total Committed Revenue	Principal	Interest	Total Debt Service	Coverage
2004	143,207	5,712,048	5,855,255	-	-	-	N/A
2005	302,266	2,328,429	2,630,695	-	1,141,080	1,141,080	2.3
2006	321,563	2,091,573	2,413,136	135,000	1,141,080	1,276,080	1.9
2007	346,528	2,409,275	2,755,803	155,000	1,138,380	1,293,380	2.1
2008	438,793	3,216,927	3,655,720	180,000	1,134,815	1,314,815	2.8
2009	447,015	938,804	1,385,819	1,875,000	1,116,420	2,991,420	0.5
2010	821,578	1,850,213	2,671,791	280,000	1,040,100	1,320,100	2.0
2011	649,148	1,301,364	1,950,512	375,000	1,030,650	1,405,650	1.4
2012	632,575	1,619,875	2,252,450	475,000	1,016,775	1,491,775	1.5
2013	567,755	2,131,239	2,698,994	20,205,000	1,041,406	21,246,406	0.1

* - These collections represent the reconciled TIF revenues of the 2009 fiscal year TIF reconciliation. The TIF revenues are pledged to pay the related bonds that funded the TIF projects for the New River and Bluffton (County-Owned) TIFs.

BEAUFORT COUNTY, SOUTH CAROLINA
 COMPUTATION OF DIRECT AND OVERLAPPING GOVERNMENTAL ACTIVITIES DEBT
 June 30, 2013

	Gross Debt Outstanding	Percentage Applicable to Beaufort County	Amount Applicable to Beaufort County
Beaufort County School District	\$ 350,139,562	100%	\$ 350,139,562
Town of Bluffton	17,090,000	100%	17,090,000
Town of Hilton Head	64,505,000	100%	64,505,000
Town of Port Royal	924,540	100%	924,540
City of Beaufort	19,711,621	100%	19,711,621
Broad Creek Public Service District	6,514,574	100%	6,514,574
Fripp Island Public Service District	4,225,637	100%	4,225,637
Hilton Head No. 1 Public Service District	14,260,657	100%	14,260,657
Burton Fire District	1,811,225	100%	1,811,225
Lady's Island/St. Helena Island Fire District	6,000,000	100%	6,000,000
Sheldon Fire District	<u>468,051</u>	100%	<u>468,051</u>
Subtotal of Overlapping Debt	485,650,867		485,650,867
Beaufort County Direct Debt			<u>241,496,387</u>
Total of Direct and Overlapping Debt			<u>\$ 727,147,254</u>

Source: Debt outstanding provided by each governmental unit.

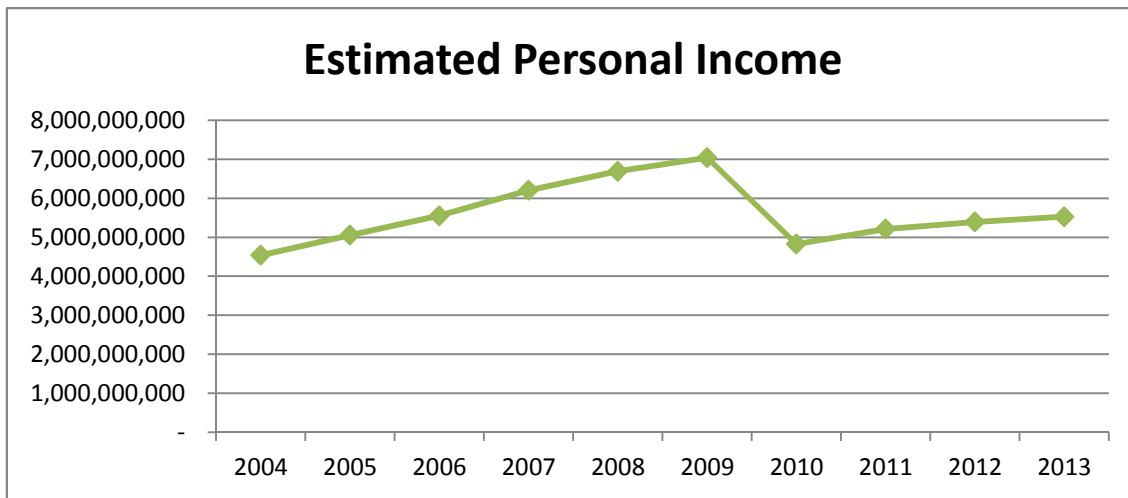
Note: As all of this debt is within Beaufort County, the percentage of applicable debt to the County is 100%. This process recognizes that, when considering the County's ability to issue long-term debt, the entire debt burden borne by the residents and businesses should be taken into account. However, this does not imply that every taxpayer is a resident, and therefore, for repaying debt of each overlapping government.

BEAUFORT COUNTY, SOUTH CAROLINA
 DEMOGRAPHIC AND ECONOMIC STATISTICS
 LAST TEN FISCAL YEARS

Fiscal Year	Estimated Population (1)	Per Capita Personal Income (1)	Estimated Personal Income	Unemployment Margin	Unemployment Rate (2)
2004	130,993	34,643	4,537,990,499	96,350	1.8%
2005	134,910	37,474	5,055,617,340	97,436	2.1%
2006	139,333	39,840	5,551,026,720	99,493	2.2%
2007	143,614	43,183	6,201,683,362	100,431	2.1%
2008	147,316	45,427	6,692,123,932	101,889	4.3%
2009	150,415	46,790	7,037,917,850	103,625	5.2%
2010	155,215	31,081	4,824,237,415	124,134	9.1%
2011	162,233	32,116	5,210,275,028	130,117	8.8%
2012	164,684	32,731	5,390,272,004	131,953	8.8%
2013	168,049	32,891	5,527,299,659	135,158	7.9%

(1) - Source: United States Census Bureau

(2) - Source: United States Department of Labor - Bureau of Labor Statistics



BEAUFORT COUNTY, SOUTH CAROLINA
PRINCIPAL EMPLOYERS

Employer	2013			2004		
	Employees	Rank	Percentage of Total County Employment	Employees	Rank	Percentage of Total County Employment
Department of Defense	7,352	1	12.2%	N/A	N/A	N/A
Beaufort County School District	3,159	2	5.3%	3,400	1	6.6%
Beaufort Memorial Hospital	1,404	3	2.3%	1,164	3	2.3%
Beaufort County	1,128	4	1.9%	1,750	2	3.4%
Marine Corp Community Services	789	5	1.3%	N/A	N/A	N/A
Hilton Head Health System	700	6	1.2%	600	6	1.2%
Sea Pines Resort	479	7	0.8%	N/A	N/A	N/A
CareCore National	419	8	0.7%	N/A	N/A	N/A
Wal-Mart	400	9	0.7%	520	7	1.0%
University of South Carolina Beaufort	389	10	0.6%	N/A	N/A	N/A
Marine Corps Recruit Depot				882	4	1.7%
Marine Corps Air Station				700	5	1.4%
Hilton Head Marriott Golf and Beach Resort				520	8	1.0%
The Westin Resort				450	9	0.9%
Crowne Plaza Resort				430	10	0.8%

N/A - Information Not Available

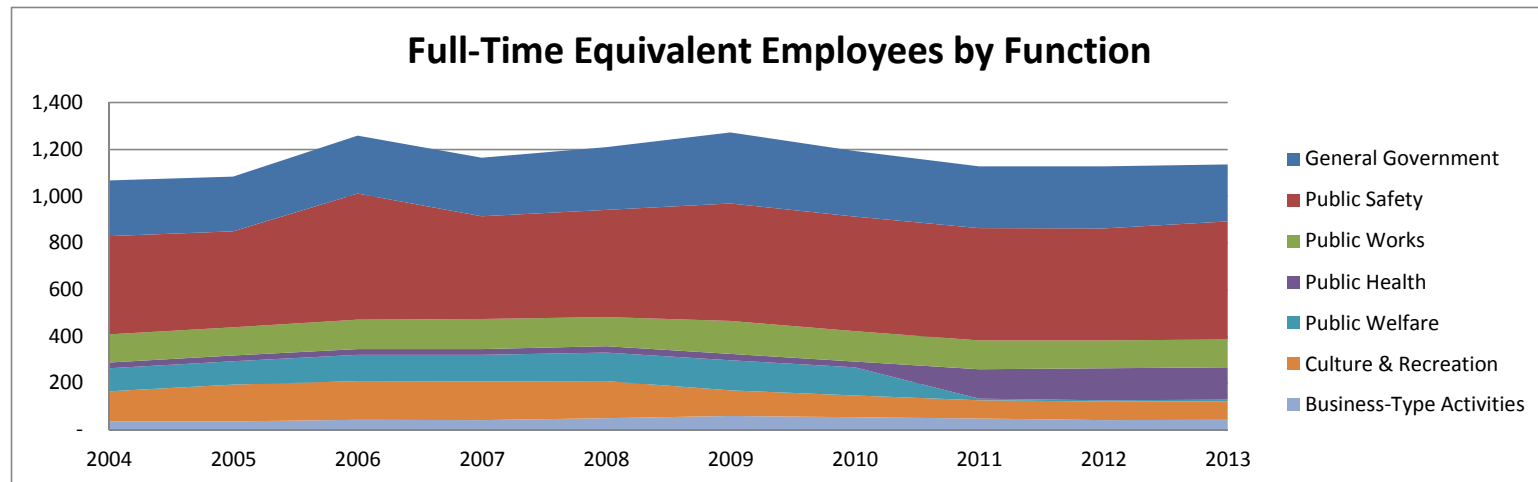
Source: Beaufort Regional Chamber of Commerce

Table 17

BEAUFORT COUNTY, SOUTH CAROLINA
 FULL-TIME EQUIVALENT EMPLOYEES BY FUNCTION
 LAST TEN FISCAL YEARS

	2004	2005	2006	2007	2008	2009	2010	2011	2012	2013
<u>General Government</u>	238	234	248	251	268	304	281	264	266	244
<u>Public Safety</u>	421	410	539	440	458	503	490	480	479	505
<u>Public Works</u>	120	121	126	129	125	141	130	123	120	120
<u>Public Health</u>	24	24	25	24	27	28	24	127	136	138
<u>Public Welfare</u>	99	100	113	114	122	128	121	6	6	6
<u>Culture & Recreation</u>	129	158	165	166	159	109	93	79	79	80
<u>Business-Type Activities</u>	36	36	43	41	50	60	54	48	42	43
Total Full-Time Employees	1,067	1,083	1,259	1,165	1,209	1,273	1,193	1,127	1,128	1,136

Source: Beaufort County Employee Services



BEAUFORT COUNTY, SOUTH CAROLINA
CAPITAL ASSET STATISTICS BY FUNCTION
LAST TEN FISCAL YEARS

	2004	2005	2006	2007	2008	2009	2010	2011	2012	2013
<u>General Government</u>										
Number of Parcels Owned	N/A	N/A	N/A	N/A	199	202	219	225	234	245
Acreage of County-Owned Land	N/A	N/A	N/A	N/A	11,319	11,728	11,872	11,968	13,739	15,161
Miles of Paved (Maintained) Road	54	54	165	168	171	182	194	197	200	202
Miles of Unimproved Road	230	230	140	136	133	131	112	109	106	104
Total Miles of Road	284	284	305	304	304	313	306	306	306	306
Number of Vehicles	N/A	N/A	N/A	N/A	30	33	50	34	39	59
<u>Public Safety</u>										
Number of Vehicles	N/A	N/A	N/A	N/A	312	349	323	347	345	388
<u>Public Works</u>										
Number of Vehicles	N/A	N/A	N/A	N/A	90	86	93	93	90	92
<u>Public Health</u>										
Number of Vehicles	N/A	N/A	N/A	N/A	62	59	58	59	57	63
<u>Public Welfare</u>										
Number of Vehicles	N/A	N/A	N/A	N/A	3	3	2	2	2	3
<u>Cultural & Recreation</u>										
Total Acreage of Parks and Leisure Service-Owned Land	N/A	N/A	N/A	N/A	930	930	930	930	930	930
Number of Community Centers	N/A	N/A	N/A	N/A	13	13	13	13	13	13
Number of Playgrounds	N/A	N/A	N/A	N/A	19	19	19	19	20	20
Number of Football Fields	N/A	N/A	N/A	N/A	10	10	10	10	10	10
Number of Gymnasiums	N/A	N/A	N/A	N/A	4	4	4	4	4	4
Number of Basketball Courts	N/A	N/A	N/A	N/A	15	15	15	15	15	15
Number of Tennis Courts	N/A	N/A	N/A	N/A	21	21	21	21	21	21
Number of Baseball/Softball Fields	N/A	N/A	N/A	N/A	34	34	34	34	34	34
Number of Soccer Fields	N/A	N/A	N/A	N/A	23	23	23	23	23	23
Number of Passive Parks	N/A	N/A	N/A	N/A	6	6	6	6	6	6
Number of Racquetball Courts	N/A	N/A	N/A	N/A	2	2	2	2	2	2
Number of Fitness Centers	N/A	N/A	N/A	N/A	1	1	1	1	1	1
Number of Boat Landings	N/A	N/A	N/A	N/A	25	25	25	25	25	25
Number of Vehicles	N/A	N/A	N/A	N/A	31	28	28	27	28	31

Source: Beaufort County

BEAUFORT COUNTY, SOUTH CAROLINA
OPERATING INDICATORS BY FUNCTION
LAST TEN FISCAL YEARS

	2004	2005	2006	2007	2008	2009	2010	2011	2012	2013
<u>Law Enforcement (1)</u>										
Number of Warrants	6,203	6,105	5,965	5,906	5,533	5,118	3,555	3,548	4,112	3,993
Number of Calls Responded to	157,973	194,834	206,513	235,339	242,320	286,489	304,634	303,717	316,297	308,224
Number of Vehicle Moving Violations Cited	14,046	17,089	15,281	20,551	22,273	75,180	18,248	27,740	29,943	22,468
<u>Emergency Medical Services (1)</u>										
Number of Calls Responded to	9,062	9,642	9,850	13,611	14,785	14,825	15,829	15,207	13,799	12,744
<u>Fire Departments (1)</u>										
Number of Calls Responded to - Beaufort Fire Department	2,795	3,224	2,770	2,786	2,850	2,926	2,917	2,917	3,042	3,192
Number of Calls Responded to - Lady's Island Fire Department	2,137	2,189	2,325	2,234	2,099	2,133	2,152	2,395	2,541	2,666
Number of Calls Responded to - Burton Fire Department	2,916	3,232	2,954	2,937	2,913	3,135	3,152	3,148	3,266	3,588
Number of Calls Responded to - Sheldon Fire Department	725	818	734	688	693	686	663	794	842	866
Number of Calls Responded to - Fripp Island Fire Department	175	190	244	220	216	199	225	198	195	252
Number of Calls Responded to - Bluffton Fire Department	3,308	3,654	4,106	4,367	4,705	4,934	5,157	5,658	5,629	6,142
Total Number of Calls Responded to - All Fire Departments	12,056	13,307	13,133	13,232	13,476	14,013	14,266	15,110	15,515	16,706
<u>Registered Voters (2)</u>										
Beaufort County	N/A	N/A	N/A	N/A	90,887	91,619	94,143	98,145	100,320	111,168
State of South Carolina	N/A	N/A	N/A	N/A	2,553,923	2,543,914	2,584,503	2,677,766	2,722,280	2,932,402

(1) - Source: Beaufort County

(2) - Source: South Carolina State Election Commission

Monica Spells
Beaufort County
Compliance Officer



single audit section

BEAUFORT COUNTY, SOUTH CAROLINA
SCHEDULE OF EXPENDITURES OF FEDERAL AWARDS
For the Year Ended June 30, 2013

	Federal CFDA Number	Federal Award Expended
Direct Federal Grants:		
U.S. Department of Transportation		
Federal Aviation Administration		
Airport Improvement Program		
Lady's Island Airport - #3-45-0008-11	20.106	2,660
Hilton Head Airport - #3-45-0030-27	20.106	299,393
Hilton Head Airport - #3-45-0030-28	20.106	71,380
Hilton Head Airport - #3-45-0030-29	20.106	416,665
Hilton Head Airport - #3-45-0030-30	20.106	70,367
Hilton Head Airport - #3-45-0030-31	20.106	1,245
Hilton Head Airport - #3-45-0030-32	20.106	138,287
Hilton Head Airport - #3-45-0030-33	20.106	204,802
Hilton Head Airport - #3-45-0030-34	20.106	38,952
U.S. Department of Homeland Security		
Law Enforcement Officer Reimbursement Agreement Program		
HSTS0208HSLR168	97.090	114,520
U.S. Department of Agriculture		
Rural Housing Service		
Community Facility Loan - 00-02	10.766	6,000,000
Community Facility Grant Program - 00-02	10.766	2,500,000
U.S. Department of Energy		
Office of Energy Efficiency and Renewable		
ARRA - Energy Efficiency and Conservation Block Grant		
DE-SC0002931	81.128	11,886
U.S. Department of Housing and Urban Development		
Housing and Urban Development		
Lowcountry Regional HOME Consortium		
M12-DC45-0210	14.239	539,028
<u>Office Of Justice Program Cluster</u>		
U.S. Department of Justice		
JAG - FY 09 ARRA Recovery Act Justice Assistance Grant Program		
Program: Recovery Act - 2009-SB-B9-2517	16.804	33,996
JAG - FY 11 Act Edward Byrne Memorial Justice Assistance Grant		
Program: Local Solicitation - 2011-DJ-BX-2768	16.738	60,694
JAG - FY 12 NIJ - S&LLEA DNA/Other Forensics Justice Assistance Grant		
Program: DNA Backlog Reduction Program 2012-DJ-BX-0077	16.741	147,866

U.S. Department of Justice		
State Criminal Alien Assistance Program		
2012-AP-BX-0435	16.606	58,080

Federal Pass - Through Grants:

Federal Emergency Management Agency		
Passed through the Office of the SC Adjutant General		
Citizen Corp Program - 9SHSP51	97.067	9,000
Local Emergency Management Performance Grant - 11EMPG01	97.042	15,577
Local Emergency Management Performance Grant - 11EMPG01 Competitive Allocation	97.042	17,828
Local Emergency Management Performance Grant - 12EMPG01	97.042	8,155
Hazardous Materials Emergency Preparedness Grant - HM-HMP-0247-12-01-00	20.703	23,465

Homeland Security Grants Administration		
Passed through SC Law Enforcement Division		
Law Enforcement Terrorism Prevention Grant - 7LETP12	97.067	20,602
Low Country Regional Medical Assistance Team -9SHSP05	97.067	42,867
State Homeland Security Program - 11SHSP07	97.067	116,932
Low Country Regional Medical Assistance Team -11SHSP60	97.067	51,220
NIMS Type I SWAT Team Equipment - 10SHSP15 - 2010-SS-T0-0040	97.067	80,000
Low Country Regional WMD Bomb and SWAT Team Enhancements - 12SHSP21	97.067	91,647

Child Nutrition Cluster

U.S. Department of Agriculture		
Passed through SC Department of Social Services		
Summer Food Services for Children - SF-133	10.559	365,020
Summer Food Services for Children - SF-133	10.559	<u>152,899</u>
Total Child Nutrition Cluster		<u>517,919</u>

U.S. Department of Health and Human Services		
Passed through SC Department of Social Services		
Child Support Enforcement IV-D Transaction Reimbursement	93.563	250,805
Child Support Enforcement IV-D Incentive Payments	93.563	29,158
Child Support Enforcement IV-D Service of Process Payments	93.563	16,731
Child Support Enforcement IV-D Filing Fees	93.563	30,162

Institute of Museums and Library Services		
Passed through South Carolina State Library		
Library Services and Technology Act - One Book, One Beaufort County - IID-11-07	45.310	11,091
Library Services and Technology Act - Beaufort County Homework Services - IID-11-13	45.310	2,500
Library Services and Technology Act - Beaufort County Homework Services - IID-12-106	45.310	484

Medicaid Cluster

U.S. Department of Health and Human Services		
Passed through SC Health and Human Services Finance Commission		
Collaborator / Coordinator - Medicaid Contract #A20130545A	93.778	<u>68,616</u>
Total Medicaid Cluster		<u>68,616</u>

U.S. Department of Health and Human Services		
Passed through SC Department of Alcohol and Other Drug Abuse Services		
Consolidated Contract - BEA-BG-13	93.959	370,008
<u>CDBG - State Administered CDBG Cluster</u>		
U.S. Department of Housing and Urban Development		
Passed through SC Department of Commerce		
Burton Water Extension - 4-CI-11-002	14.228	13,882
St. Helena Library - 4-W-09-003	14.228	<u>247,772</u>
Total CDBG - State Administered CDBG Cluster		<u>261,654</u>
U.S. Department of Transportation - Federal Highway Administration		
Passed through SC Department of Transportation		
Highway Planning and Construction	20.205	1,761,121
U.S. Department of Transportation		
Passed through SC Department of Public Safety		
Multi-Agency Joint Enforcement Traffic Team - 2H12023	20.600	22,271
Multi-Agency Joint Enforcement Traffic Team - 2H13010	20.600	<u>48,986</u>
Total Highway Safety Cluster		
		 <u>\$ 14,578,620</u>

BEAUFORT COUNTY, SOUTH CAROLINA
NOTES TO THE SCHEDULE OF EXPENDITURES OF FEDERAL AWARDS
For the Year Ended June 30, 2013

Note 1 - Basis of presentation

The accompanying schedule of expenditures of federal awards includes the federal grant activity of Beaufort County, South Carolina, (the "County"), and is presented on the modified accrual basis of accounting. The information in this schedule is presented in accordance with the requirements of OMB Circular A-133, *Audits of States, Local Governments, and Non-Profit Organizations*. Therefore, some amounts presented in this schedule may differ from amounts presented in, or used in the preparation of, the basic financial statements.

Note 2 - Non-cash awards

The County did not receive non-cash federal awards during the year ended June 30, 2013.

Note 3 - Subrecipients

Of the federal expenditures presented in the schedule, the County provided federal awards to subrecipients as follows:

<u>CFDA Number</u>	<u>Program Name</u>	<u>Amounts Provided to Subrecipients</u>
14.239	Lowcountry Regional HOME Consortium	\$539,028
14.228	Burton Water Extension	\$ 9,114



Josh Whiteside
Beaufort County Resident

**Report of Independent Auditor on Internal Control Over Financial Reporting and on Compliance
and Other matters Based on an Audit of Financial Statements Performed in Accordance with
*Government Auditing Standards***

Beaufort County Council
Beaufort County, South Carolina

We have audited, in accordance with the auditing standards generally accepted in the United States of America and the standards applicable to financial audits contained in *Government Auditing Standards* issued by the Comptroller General of the United States, the financial statements of the governmental activities, the business-type activities, each major fund, and the aggregate remaining fund information of Beaufort County, South Carolina (the "County") as of and for the year ended June 30, 2013, and the related notes to the financial statements, which collectively comprise the County's basic financial statements and have issued our report thereon dated January 31, 2014.

Internal Control over Financial Reporting

In planning and performing our audit of the financial statements, we considered the County's internal control over financial reporting (internal control) to determine the audit procedures that are appropriate in the circumstances for the purpose of expressing our opinions on the financial statements, but not for the purpose of expressing an opinion on the effectiveness of the County's internal control. Accordingly, we do not express an opinion on the effectiveness of the County's internal control.

A *deficiency in internal control* exists when the design or operation of a control does not allow management or employees, in the normal course of performing their assigned functions, to prevent, or detect and correct misstatements on a timely basis. A *material weakness* is a deficiency, or combination of deficiencies, in internal control, such that there is a reasonable possibility that a material misstatement of the entity's financial statements will not be prevented, or detected and corrected on a timely basis. A *significant deficiency* is a deficiency, or a combination of deficiencies, in internal control that is less severe than a material weakness, yet important enough to merit attention by those charged with governance.

Our consideration of internal control was for the limited purpose described in the first paragraph of this section and was not designed to identify all deficiencies in internal control that might be material weaknesses or, significant deficiencies. Given these limitations, during our audit we did not identify any deficiencies in internal control that we consider to be material weaknesses. However, material weaknesses may exist that have not been identified.

Compliance and Other Matters

As part of obtaining reasonable assurance about whether the County's financial statements are free of material misstatement, we performed tests of its compliance with certain provisions of laws, regulations, contracts, and grant agreements, noncompliance with which could have a direct and material effect on the determination of financial statement amounts. However, providing an opinion on compliance with those provisions was not an objective of our audit, and accordingly, we do not express such an opinion. The results of our tests disclosed no instances of noncompliance or other matters that are required to be reported under *Government Auditing Standards*.

Purpose of this Report

The purpose of this report is solely to describe the scope of our testing of internal control and compliance and the results of that testing, and not to provide an opinion on the effectiveness of the entity's internal control or on compliance. This report is an integral part of an audit performed in accordance with *Government Auditing Standards* in considering the entity's internal control and compliance. Accordingly, this communication is not suitable for any other purpose.

A handwritten signature in black ink that reads "Cheryl Bekant LLP". The signature is written in a cursive, flowing style.

Augusta, Georgia
January 31, 2014

Report of Independent Auditor on Compliance with Requirements for Each Major Program and on Internal Control over Compliance Required by *OMB Circular A-133*

Beaufort County Council
Beaufort County, South Carolina

Report on Compliance for Each Major Federal Program

We have audited Beaufort County, South Carolina's (the "County") compliance with the types of compliance requirements described in the *OMB Circular A-133 Compliance Supplement* that could have a direct and material effect on each of the County's major federal programs for the year ended June 30, 2013. The County's major federal programs are identified in the summary of auditor's results section of the accompanying schedule of findings and questioned costs.

Management's Responsibility

Management is responsible for compliance with the requirements of laws, regulations, contracts, and grants applicable to its federal programs.

Auditor's Responsibility

Our responsibility is to express an opinion on compliance for each of the County's major federal programs based on our audit of the types of compliance requirements referred to above. We conducted our audit of compliance in accordance with auditing standards generally accepted in the United States of America; the standards applicable to financial audits contained in *Government Auditing Standards*, issued by the Comptroller General of the United States; and OMB Circular A-133, *Audits of States, Local Governments, and Non-Profit Organizations*. Those standards and OMB Circular A-133 require that we plan and perform the audit to obtain reasonable assurance about whether noncompliance with the types of compliance requirements referred to above that could have a direct and material effect on a major federal program occurred. An audit includes examining, on a test basis, evidence about the County's compliance with those requirements and performing such other procedures as we considered necessary in the circumstances.

We believe that our audit provides a reasonable basis for our opinion. However, our audit does not provide a legal determination of the County's compliance with those requirements.

Opinion on Each Major Federal Program

In our opinion, the County complied, in all material respects, with the types of compliance requirements referred to above that could have a direct and material effect on each of its major federal programs for the year ended June 30, 2013.

Report on Internal Control over Compliance

Management of the County is responsible for establishing and maintaining effective internal control over compliance with the requirements of laws, regulations, contracts, and grants applicable to federal programs. In planning and performing our audit, we considered the County's internal control over compliance with the requirements that could have a direct and material effect on a major federal program to determine the auditing procedures for the purpose of expressing our opinion on compliance and to test and report on internal control over compliance in accordance with OMB Circular A-133, but not for the purpose of expressing an opinion on the effectiveness of internal control over compliance. Accordingly, we do not express an opinion on the effectiveness of the County's internal control over compliance.

A deficiency in internal control over compliance exists when the design or operation of a control over compliance does not allow management or employees, in the normal course of performing their assigned functions, to prevent, or detect and correct, noncompliance with a type of compliance requirement of a federal program on a timely basis. A *material weakness in internal control over compliance* is a deficiency, or combination of deficiencies, in internal control over compliance, such that there is a reasonable possibility that material noncompliance with a type of compliance requirement of a federal program will not be prevented, or detected and corrected, on a timely basis. A *significant deficiency in internal control over compliance* is a deficiency, or a combination of deficiencies, in internal control over compliance with a type of compliance requirement of a federal program that is less severe than a material weakness in internal control over compliance, yet important enough to merit attention by those charged with governance.

Our consideration of internal control over compliance was for the limited purpose described in first paragraph of this section and was not designed to identify all deficiencies in internal control over compliance that might be material weaknesses or significant deficiencies and therefore, material weaknesses or significant deficiencies may exist that were not identified. We did not identify any deficiencies in internal control over compliance that we consider to be material weaknesses. However, we identified a deficiency in internal control over compliance, as described in the accompanying schedule of findings and questioned costs as item 2013-01 that we consider to be a significant deficiency.

The County's response to the internal control over compliance finding identified in our audit is described in the accompanying schedule of findings and questioned costs. The County's response was not subjected to the auditing procedures applied in the audit of compliance and, accordingly, we express no opinion on the response.

The purpose of this report on internal control over compliance is solely to describe the scope of our testing of internal control over compliance and the results of that testing based on the requirements of OMB Circular A-133. Accordingly, this report is not suitable for any other purpose.

A handwritten signature in black ink that reads "Cheryl Bekant LLP". The signature is written in a cursive, flowing style.

Augusta, Georgia
January 31, 2014

BEAUFORT COUNTY, SOUTH CAROLINA
SCHEDULE OF FINDINGS AND QUESTIONED COSTS

FOR THE YEAR ENDED JUNE 30, 2013

Section I. Summary of Auditor's Results

Financial Statements

Type of auditor's report issued: Unmodified

Internal control over financial reporting:

- Material weakness(es) identified? yes no
- Significant deficiency(ies) identified? yes none reported

Noncompliance material to financial statements noted? yes no

Federal Awards

Internal control over major programs:

- Material weakness(es) identified? yes no
- Significant deficiency(ies) identified? yes none reported

Type of auditor's report issued on compliance for major programs: Unmodified

Any audit findings disclosed that are required to be reported in accordance with Section 510(a) of Circular A-133? yes no

Major Programs:

The programs tested as major programs of Beaufort County, South Carolina included:

<u>CFDA #</u>	<u>Name of Federal Program</u>
10.559	Summer Service Food Program for Children
10.766	Community Facilities Loan and Grant Program
14.228	Community Development Block Grant
14.239	Home Investment Partnership Program
20.205	Highway Planning and Construction
93.563	Child Support Enforcement
93.959	Block Grants for Prevention and Treatment of Substance Abuse

Dollar threshold used to distinguish between type A and type B programs: \$300,000.

Qualified as low-risk auditee? yes no

BEAUFORT COUNTY, SOUTH CAROLINA
SCHEDULE OF FINDINGS AND QUESTIONED COSTS

FOR THE YEAR ENDED JUNE 30, 2013

Section II. Findings in relation to the Audit of the Financial Statements

None reported.

Section III. Federal Awards Findings and Questioned Costs

Item 2013-01

Federal Agency:	U.S. Department of Agriculture
Pass-through Entity:	South Carolina Department of Social Services
Federal Program:	CFDA #10.559 – Summer Service Food Program for Children
Award #:	SF-133
Compliance Requirement:	Allowable Costs
Type of finding:	Significant Deficiency in Internal Control

CRITERIA

Program requirements state that program expense reimbursement is based on the number of actual allowable meals served to participants. Meal site supervisors must be properly trained to accurately complete meal count forms. The program coordinator should review the meal count calculations before preparing claims for reimbursement.

CONDITION

On July 16, 2013 and August 5, 2013, the South Carolina Department of Social Services (SCDSS) conducted a technical visit assistance and compliance review for the program. SCDSS performed meal observations at various meal sites. It was determined that the sites were not properly conducting and recording the meal services.

CONTEXT

The County does not have proper procedures in place to train site supervisors on how to conduct meal service and document meal records.

EFFECTS

Inaccurate meal counts could result in disallowance of costs charged to the federal grant program.

RECOMMENDATION

We recommend the County strengthen its internal controls over training of supervisors and implement policies and procedures to ensure accurate meal count claims are submitted.

MANAGEMENT'S RESPONSE

We agree with the auditor's comments. We have implemented policies and procedures to ensure sufficient training of supervisors. Site supervisors will have to attend a mandatory training before conducting a meal service. During this training the site supervisor handbook and all forms will be explained. Training will be at various locations at several different times and will include hands-on examples. South Carolina Department of Social Services will also be asked to assist in training. Monitors will be fully trained in all aspects of the program requirements and regulations and will be required to conduct on-site training when necessary.

BEAUFORT COUNTY, SOUTH CAROLINA
SUMMARY SCHEDULE OF PRIOR AUDIT FINDINGS AND QUESTIONED COSTS

FOR THE YEAR ENDED JUNE 30, 2013

Findings in Relation to the Audit of the Financial Statements

Item 2012-1

Material Weakness

CRITERIA

Internal controls should be in place that will provide reasonable assurance that defeased debt and related escrow funds will not remain as assets and liabilities, respectively, in the County's financial statements.

CONDITION

In November 2010, the County refunded approximately \$8.1 million of its 2002 general obligation bonds in order to reduce its total debt service payments. The proceeds of the refunding bonds were used to purchase securities that were placed in escrow to generate resources for debt service payments on the 2002 bonds. In May 2012, it was noted that although the 2002 bonds were considered to be defeased, they continued to be reported (along with the escrowed securities) on the County's statement of net assets as of June 30, 2011. In addition, the County noted that it had not previously recorded and amortized premiums and discounts related to bond issuances.

CAUSE

The County served as its own paying agent for its 2002 general obligation bonds. Just before final payment was due on these bonds, the County received the monies held in escrow from the financial institution. These funds were deposited into the County's main operating bank account and the final payment due on these bonds was subsequently issued. The County accounted for this inflow and outflow of cash on its general ledger since they were accounted for in its main operating bank account.

EFFECT

Cash and fund balance as reflected in the County-wide general obligation bonds fund financial statements and total net assets as reflected in its government-wide financial statements were overstated by approximately \$8.1 million and \$5.8 million, respectively.

RECOMMENDATION

Administration has informed us that for future transactions, the County has implemented procedures to ensure that defeased debt and related escrowed funds will not remain assets and liabilities, respectively, in the County's financial statements. It has also informed us that it has implemented procedures to record the unamortized portion of the premiums and discounts on all outstanding bonds. We recommend that this effort include ensuring that defeased debt and related escrow balances are removed from the general ledger, and that a third party is both the escrow agent and the paying agent in all future refunding transactions. Furthermore, we recommend that premiums and discounts related to future bonds be recorded at issuance and then amortized and charged to interest expenses over the period of time that the bonds are outstanding.

BEAUFORT COUNTY, SOUTH CAROLINA

SUMMARY SCHEDULE OF PRIOR AUDIT FINDINGS AND QUESTIONED COSTS

FOR THE YEAR ENDED JUNE 30, 2013

MANAGEMENT'S RESPONSE

As stated above to prevent these issues in the future, the County has implemented new policies, including the hiring of an outside paying agent for all County bonds in August 2012 to prevent the County from having to account for escrow transactions.

CURRENT STATUS

Finding has been corrected.

Federal Awards Findings and Questioned Costs

Item 2012-2 – Child Support Enforcement; CFDA No. 93-563; Grant Period – Fiscal Year Ended June 30, 2012

CRITERIA

All charges to the federal funds provided by the South Carolina Department of Social Services contract for salaries and wages will be documented by the Clerk of Court on payrolls completed in accordance with the County's generally accepted practices and approved by the appropriate responsible official of the County.

CONDITION

The Division Chief of Family Court approved her own timesheets for the hours worked on making collection and disbursement efforts of child support monies.

CAUSE

The Clerk of Court's Office does not have segregation of duties procedures in place to ensure that timesheets are prepared by the staff and approved by the Clerk of Court.

EFFECT

Hours documented for the amount of time spent on collecting and disbursing child support monies may not be accurate and the cost of receiving federal assistance may be disallowed.

CONTEXT

A sample of twenty-four expenditures totaling \$99,152 was selected for testing from the Child Support Enforcement Title IV-D Transaction Reimbursement Fund, in which total expenditures for the current fiscal year amount to \$297,196. Of the sample of twenty-four expenditures selected for testing, eighteen related to payroll transactions for all employees working on family court matters. Our test discovered that all eighteen of these payroll transactions included timesheets in which the Division Chief of Family Court recorded and approved her own time.

BEAUFORT COUNTY, SOUTH CAROLINA

SUMMARY SCHEDULE OF PRIOR AUDIT FINDINGS AND QUESTIONED COSTS

FOR THE YEAR ENDED JUNE 30, 2013

RECOMMENDATION

We recommend that the Clerk of Court's Office implement a policy that states that all timesheets must be approved by the Clerk of Court.

MANAGEMENT'S RESPONSE

As of October 2012, the Clerk of Court signs off on all timesheets to prevent any employee from signing off on his or her own time.

CURRENT STATUS

Finding has been corrected.



History of the Beaufort County Seal

The county is one of the oldest forms of local government in the United States. Early settlers from England brought the tradition of county government to America. Today, well over 3,000 county governments provide services that affect almost every citizen's life. South Carolina's 46 counties are representative of how county government has evolved nationally.

The county unit in South Carolina was traditionally regarded as a local extension or branch of the state government. As such, county responsibilities and authority were restricted to a few basic activities, such as maintaining roads and bridges, and keeping public records; but a state constitutional reform movement in the early 1970s led to the South Carolina General Assembly passing the Local Government Law, also known as the Home Rule Act, in 1975.

The Home Rule Act greatly expanded county authority and changed the nature of county organization and administration to what we know today. Beaufort County went from having a board of directors to a county council. As the new council sought to distinguish itself, council members desired an official symbol that would represent the **jurisdiction's identity and unique character.**

Members of the 1975 Beaufort County Council appointed an ad hoc seal committee to undertake the task and carry out a contest for the best Beaufort County seal design. The winner of the contest was an artist from Hilton Head Island. **County Council approved the seal committee's recommendation of a design which reflected the legacy of outdoor beauty, culture and history that help to define important aspects of life in Beaufort County.**



Monica Spells
Beaufort County
Compliance Officer



bcgov.net

DESIGN AND PUBLICATION
Monica Spells
Beaufort County Compliance Officer

BACK COVER
“A Quiet Day at the Beach”, Mitchelville Beach, Hilton Head Island, Beaufort County, South Carolina
William Bosley, Beaufort County Resident



2012
2011
2010
2009

Beaufort County, South Carolina