


Beaufort County, South Carolina

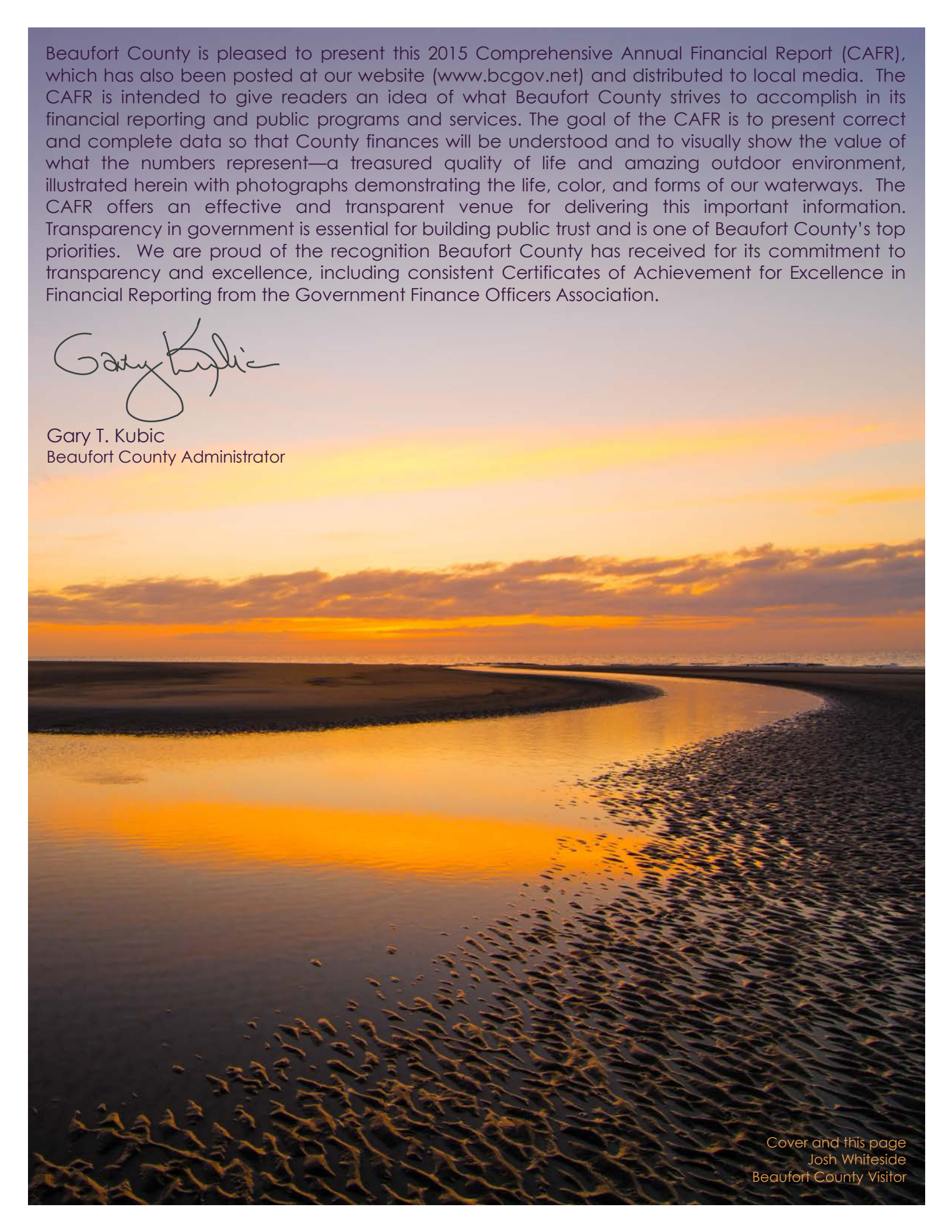
Comprehensive Annual Financial Report
For the Fiscal Year Ended June 30, 2015




Beaufort County is pleased to present this 2015 Comprehensive Annual Financial Report (CAFR), which has also been posted at our website (www.bcgov.net) and distributed to local media. The CAFR is intended to give readers an idea of what Beaufort County strives to accomplish in its financial reporting and public programs and services. The goal of the CAFR is to present correct and complete data so that County finances will be understood and to visually show the value of what the numbers represent—a treasured quality of life and amazing outdoor environment, illustrated herein with photographs demonstrating the life, color, and forms of our waterways. The CAFR offers an effective and transparent venue for delivering this important information. Transparency in government is essential for building public trust and is one of Beaufort County's top priorities. We are proud of the recognition Beaufort County has received for its commitment to transparency and excellence, including consistent Certificates of Achievement for Excellence in Financial Reporting from the Government Finance Officers Association.



Gary T. Kubic
Beaufort County Administrator



Cover and this page
Josh Whiteside
Beaufort County Visitor



Comprehensive
Annual
Financial Report of
Beaufort County
South Carolina
for the Fiscal Year Ended
June 30, 2015

Issued by the
Beaufort County
Finance Department

Alicia Holland, CPA, CGMA
Assistant County
Administrator for Finance/
Chief Financial Officer

Chanel Lewis
Controller

Alan Eisenman, CPA
Financial Supervisor

Janet Andrews
Accounting Supervisor

Frances Collins
Accounts Payable Technician

Crystine Hendrick
Accounts Payable Technician

Michael Dunn
Fiscal Technician

Melissa Easler
Fiscal Technician

Lori Sexton
Fiscal Technician

Joan Eckhardt
Beaufort County Resident

BEAUFORT COUNTY, SOUTH CAROLINA
 COMPREHENSIVE ANNUAL FINANCIAL REPORT
 FISCAL YEAR ENDED JUNE 30, 2015
 TABLE OF CONTENTS

Page

Introductory Section

Letter of Transmittal.....	1 - 5
Organizational Chart.....	6
Elected and Appointed Officials.....	7
GFOA Certificate of Achievement	8

Financial Section

Report of Independent Auditor	9 - 10
Management’s Discussion and Analysis	11 - 25
Basic Financial Statements:	
Exhibit 1 - Statement of Net Position	26
Exhibit 2 - Statement of Activities	27
Exhibit 3 - Balance Sheet – Governmental Funds; Reconciliation of the Balance Sheet of Governmental Funds to the Statement of Net Position	28 - 29
Exhibit 4 - Statement of Revenues, Expenditures and Changes in Fund Balances Governmental Funds; Reconciliation of the Statement of Revenues, Expenditures and Changes in Fund Balances of Governmental Funds to the Statement of Activities	30 - 31
Exhibit 5 - Statement of Revenues, Expenditures and Changes in Fund Balances Budget (GAAP Basis) and Actual – General Fund.....	32
Exhibit 6 - Statement of Net Position Proprietary Funds	33
Exhibit 7 - Statement of Revenues, Expenses and Changes in Fund Net Position Proprietary Funds.....	34
Exhibit 8 - Statement of Cash Flows Proprietary Funds	35 - 36
Exhibit 9 - Statement of Fiduciary Net Position Agency Funds	37
Notes to the Financial Statements	38 - 65

Required Supplementary Information:

Schedule 1 - Schedule of Modified Approach for Airport Infrastructure Assets.....	66
Schedule 2 - Schedule of the County’s Proportionate Share of the Net Pension Liability	67
Schedule 3 – Schedule of the County’s Contributions to the South Carolina Retirement System - Last 10 Fiscal Years.....	68

Other Supplementary Information:

Schedule A-1 - Schedule of Revenues - Budget (GAAP Basis) and Actual General Fund	69 - 70
Schedule A-2 - Schedule of Expenditures - Budget (GAAP Basis) and Actual General Fund	71 - 77
Schedule A-3 - Schedule of Expenditures - Budget (GAAP Basis) and Actual County Wide General Obligation Bonds	78
Schedule A-4 - Schedule of Expenditures - Budget (GAAP Basis) and Actual Sales Tax Projects	79
Schedule B-1 - Balance Sheet Nonmajor Governmental Funds	80
Schedule B-2 - Schedule of Revenues, Expenditures and Changes in Fund Balances Nonmajor Governmental Funds.....	81 - 84

BEAUFORT COUNTY, SOUTH CAROLINA
 COMPREHENSIVE ANNUAL FINANCIAL REPORT
 FISCAL YEAR ENDED JUNE 30, 2015
 TABLE OF CONTENTS

Page

Financial Section – Continued

Schedule C-1 - Combining Balance Sheet – All Nonmajor Special Revenue Funds	85
Schedule C-2 - Combining Schedule of Revenues, Expenditures and Changes in Fund Balances - Budget and Actual All Nonmajor Special Revenue Funds	86 - 93
Schedule C-3 - Combining Balance Sheet - Nonmajor Special Revenue Funds - General Government Grants	94
Schedule C-4 - Combining Schedule of Revenues, Expenditures and Changes in Fund Balances - Nonmajor Special Revenue Funds - General Government Grants.....	95 - 106
Schedule C-5 - Combining Balance Sheet - Nonmajor Special Revenue Funds - Public Safety Grants	107 - 108
Schedule C-6 - Combining Schedule of Revenues, Expenditures and Changes in Fund Balances - Nonmajor Special Revenue Funds - Public Safety Grants	109 - 128
Schedule C-7 - Combining Balance Sheet - Nonmajor Special Revenue Funds - Public Works Programs	129
Schedule C-8 - Combining Schedule of Revenues, Expenditures and Changes in Fund Balances - Nonmajor Special Revenue Funds - Public Works Programs.....	130 - 140
Schedule C-9 - Combining Balance Sheet - Nonmajor Special Revenue Funds - Alcohol and Drug Programs.....	141
Schedule C-10 - Combining Schedule of Revenues, Expenditures and Changes in Fund Balances - Nonmajor Special Revenue Funds – Alcohol and Drug Programs	142 - 149
Schedule C-11 - Combining Balance Sheet - Nonmajor Special Revenue Funds - Disabilities and Special Needs Programs	150 - 151
Schedule C-12 - Combining Schedule of Revenues, Expenditures and Changes in Fund Balances - Nonmajor Special Revenue Funds – Disabilities and Special Needs Programs	152 - 171
Schedule C-13 - Combining Balance Sheet - Nonmajor Special Revenue Funds - Public Welfare Programs	172
Schedule C-14 - Combining Schedule of Revenues, Expenditures and Changes in Fund Balances - Nonmajor Special Revenue Funds - Public Welfare Programs	173 - 177
Schedule C-15 - Combining Balance Sheet - Nonmajor Special Revenue Funds - Cultural and Recreation Programs	178
Schedule C-16 - Combining Schedule of Revenues, Expenditures and Changes in Fund Balances - Nonmajor Special Revenue Funds - Cultural and Recreation Programs.....	179 - 186
Schedule D-1 - Balance Sheet All Nonmajor Debt Service Funds	187
Schedule D-2 – Combining Schedule of Revenues, Expenditures and Changes in Fund Balances - Budget and Actual All Nonmajor Debt Service Funds	188 - 190
Schedule E-1 - Combining Balance Sheet All Nonmajor Capital Project Funds	191
Schedule E-2 - Combining Schedule of Revenues, Expenditures and Changes in Fund Balances - Budget and Actual All Nonmajor Capital Project Funds	192 - 203
Schedule F - Combining Statement of Changes in Assets and Liabilities All Agency Funds.....	204 - 208
Schedule G - Schedule of Fines, Fees, Assessments and Surcharges	209
Schedule H – Alcohol and Drug Programs - Profit and Loss Statement	210
Schedule I – Daufuskie Ferry Schedule of Budgeted to Actual.....	211

BEAUFORT COUNTY, SOUTH CAROLINA
 COMPREHENSIVE ANNUAL FINANCIAL REPORT
 FISCAL YEAR ENDED JUNE 30, 2015
 TABLE OF CONTENTS

Statistical Section

Table 1 - Net Position by Component.....	212
Table 2 - Changes in Net Position.....	213 - 215
Table 3 - Fund Balances Governmental Funds.....	216
Table 4 - Changes in Fund Balances Governmental Funds	217
Table 5 - Assessed Value and Market Value of Taxable Property	218
Table 6 - Property Tax Millages-All Overlapping Governments	219
Table 7 - Property Tax Levies and Collections.....	220
Table 8 - Ten Largest Taxpayers	221
Table 9 - Ratios of General Bonded Debt Outstanding.....	222
Table 10 - Computation of Legal Debt Margin	223
Table 11 - Legal Debt Margin Detail.....	224
Table 12 - Ratios of Outstanding Debt by Type	225
Table 13 - Pledged Revenue Coverage	226
Table 14 - Computation of Direct and Overlapping Governmental Activities Debt.....	227
Table 15 - Demographic and Economic Statistics.....	228
Table 16 - Principal Employers.....	229
Table 17 - Full-Time Equivalent Employees by Function	230
Table 18 - Capital Asset Statistics by Function	231
Table 19 - Operating Indicators by Function	232

Single Audit Section

Schedule of Expenditures of Federal Awards	233 - 234
Notes to the Schedule of Expenditures of Federal Awards.....	235
Report on Internal Control over Financial Reporting and on Compliance and Other Matters Based on an Audit of Financial Statements Performed in Accordance with Government Auditing Standards.....	236 - 237
Report on Compliance with Requirements That Could Have a Direct and Material Effect on each Major Program and on Internal Control over Compliance in Accordance with OMB Circular A-133	238 - 239
Schedule of Findings and Questioned Costs	240 - 241
Summary Schedule of Prior Audit Findings and Questioned Costs	242 - 244

Introductory Section



Dick Snell
Beaufort County Resident



County Council of Beaufort County
Multi-Government Center ♦ 100 Ribaut Road
Post Office Drawer 1228
Beaufort, South Carolina 29901-1228
Telephone (843) 255-1000 FAX (843) 255-9422

January 31, 2016

To the Chairman, Members of Beaufort County Council,
And Citizens of Beaufort County
Beaufort, South Carolina

Presented herein is the Comprehensive Annual Financial Report (CAFR) of Beaufort County, South Carolina for the fiscal year ended June 30, 2015. This report has been prepared by the County's Finance Department, and the responsibility for both the accuracy of the presented data and the completeness and fairness of the presentation, including all disclosures, rests with the County. We believe the data, as presented, is accurate in all material aspects; that it is presented in a manner designed to fairly set forth the financial position and results of operations of the County as measured by the financial activity of its various funds; and that all disclosures necessary to enable the reader to gain the maximum understanding of the County's financial affairs are included.

Management assumes full responsibility for the completeness and reliability of the information contained in this report, based upon a comprehensive framework of internal control that it has established for this purpose. Because the cost of internal control should not exceed anticipated benefits, the objective is to provide reasonable, rather than absolute, assurance that the financial statements are free of any material misstatements.

Cherry Bekaert LLP Certified Public Accountants, has issued an unmodified ("clean") opinion on the County's financial statements for the year ended June 30, 2015. The independent auditor's report is located at the front of the financial section of this report.

Management's discussion and analysis (MD&A) immediately follows the independent auditor's report and provides a narrative introduction, overview, and analysis of the basic financial statements. MD&A complements this letter of transmittal and should be read in conjunction with it.

PROFILE OF LOCAL GOVERNMENT

Beaufort County, which was formed in 1785, operates under the Council/Administrator form of government with Council members elected for four-year terms from each of the eleven single-member districts. This report includes all funds of Beaufort County that are controlled by this governing body, and are considered to be the "reporting entity" known as Beaufort County. The services provided by this reporting entity, and therefore reflected in this financial report, include, but are not limited to: General Government (general administrative services, tax assessment and collection, courts and criminal justice administration, economic development); Public Safety (law enforcement, detention center, emergency medical services, emergency management, building codes enforcement, animal services); Public Works (facilities and grounds maintenance, roads and drainage, engineering, solid waste); Public Health (mosquito control, alcohol and drug abuse programs, disabilities and special needs programs, various subsidies); Public Welfare (veterans services, social services, various subsidies); and Cultural and Recreation (library, parks and leisure services, education subsidies).

In light of GASB Statement 61, The Financial Reporting Entity, the County has excluded the school district, the various public service districts, the fire districts, and the municipalities located within its boundaries as County Council does not exercise oversight responsibility, and accordingly each entity has sufficient discretion in the management of its own affairs. The County Treasurer does collect property taxes and other forms of revenue on behalf of these other political entities. The results of the fiduciary responsibility are reported on the combined financial statements as Agency Funds.

LOCAL ECONOMY

Beaufort County is located in the southeastern corner of the State of South Carolina, known as the "Lowcountry." With a land area of approximately 637 square miles, it is bordered to the south and east by the Atlantic Ocean, to the west by Jasper County, and to the north by Hampton and Colleton Counties. Beaufort County stretches nearly 30 miles along the Atlantic Ocean and includes 64 major islands and hundreds of small islands.

The County is one of the fastest growing areas in South Carolina, with a population of 175,852 in 2015, up from 86,425 in 1990. The County is a center for tourism, retirement and the associated services, and the military in South Carolina. The County has a balanced and very stable economy, created by a diversity of public and private employers, with the unemployment rate well below the statewide average and that of the neighboring counties. The local tax base has grown an average of approximately 2% per year over the last five years (discounting the reassessment year).

In addition to the established resort community of Hilton Head Island, there are several major developments established in southern Beaufort County. These developments include Sun City Hilton Head, with more than 15,000 residents expected at build-out; Spring Island, Callawassie Island, Colleton River Plantation, Belfair, Berkeley Hall, Palmetto Bluff and Westbury Park. As expected, these developments have sparked an increase in commercial construction along the Highway 278 corridor, including a Home Depot, a Lowe's, a Wal-Mart Superstore, an expanded Factory Outlet Mall, a Dick's Sporting Goods store, a Target department store, and several major supermarkets.

Likewise, in northern Beaufort County, communities continue to develop at Dataw Island, Lady's Island, Cat Island, Brays Island, and Habersham and throughout the City of Beaufort, as well as the Town of Port Royal.

Beaufort County is also the location for three major military installations, the U.S. Marine Corps Recruit Depot located at Parris Island, the Marine Corps Air Station-Beaufort, and the Beaufort Naval Hospital. These locations have benefited by the Department of Defense closing certain other military bases in the nation.

MAJOR INITIATIVES

Our number one goal is to make sure that Beaufort County remains financially sound and that we maintain a respectable contingency account to take care of the true emergencies that do arise from time to time; and to provide for a sufficient fund balance to enable our cash flow to carry us through those months prior to the billing and collection of property tax revenues. We have taken a systematic, businesslike approach to the running of Beaufort County. Additionally, we want to preserve our current "Aa1" Moody's and "AA+" Standard & Poor's bond ratings.

In December 1997, the County adopted a Comprehensive Plan for Beaufort County. A portion of this plan is a comprehensive land use study which proposes various "preservation areas and greenways". As a result, the County taxpayers approved four bond referendums totaling \$135,000,000 for the purchase of rural and critical lands. The County has issued \$115 million of the total bonds approved by the referendums. The fourth referendum was passed in November 2014 and the related bonds in the amount of \$20 million are planned for issuance in the upcoming months. The County had expenditures of \$3,322,117 for this initiative during fiscal year 2015.

In November 2004, County voters approved a 1% sales tax referendum, with the proceeds, along with County road impact fees, funding various major road projects throughout Beaufort County. These projects include the expansion of the Bluffton Parkway, Boundary Street improvements and the widening of South Carolina Highway 170. In addition to the sales tax and impact fee revenue, the County has obtained partial grant funding for these projects as well. The County had expenditures of \$23,507,547 for these projects during fiscal year 2015.

LONG-TERM FINANCIAL PLANNING

In December 2006, the County issued bonds for \$30,000,000 to “pay off” the County’s Bond Anticipation Notes of \$25,000,000 and provide additional funds for the construction of the Bluffton Parkway Project. This parkway is an alternative route of US Highway 278 and is expected to significantly improve the traffic flow in Southern Beaufort County. The County had expenditures of \$15,661,133 for the entire Bluffton Parkway project during fiscal year 2015.

In May 2013, the County issued \$7,580,000 of general obligation bonds bearing interest rates of 1.5% to 4.0% and with varying maturity dates through 2033. The proceeds of these bonds were used to pay off the related bond anticipation notes of \$2,500,000 and \$5,000,000 that were issued in May 2012 and October 2012, respectively.

In May 2013, the County issued \$25,000,000 of general obligation bonds bearing interest rates of 1.5% to 5.0% and with varying maturity dates through 2029. The proceeds of these bonds were used for the County’s rural and critical land projects, as approved by referendum in November 2012. As of June 30, 2015, three referendums have approved a total of \$115,000,000 for rural and critical land purchases.

In May 2013, the County issued \$33,150,000 of general obligation refunding bonds bearing interest rates of 1.5% to 5.0% and with varying maturity dates through 2026. The proceeds were used to advance refund \$11,250,000 and \$21,900,000 of outstanding 2006 and 2006B general obligation bonds which had interest rates ranging from 3.5% to 8.0% and 4.0% to 6.75%, respectively.

In November 2014, the County issued \$19,450,000 of general obligation bonds bearing interest rates of 2.0% to 3.25% and with varying maturity dates through 2034. The proceeds of these bonds are for various planned facility upgrades including roof replacements, HVAC replacement, technology upgrades as well as Hilton Head Island Airport Projects.

In November 2014, the County issued \$22,570,000 of general obligation refunding bonds bearing interest rates of 2.5% to 4.0% and with varying maturity dates through 2029. The proceeds were used to advance refund \$24,550,000 of outstanding 2010B Build America Bonds which had interest rates ranging from 4.7% to 5.625%.

RELEVANT FINANCIAL INFORMATION

The management of Beaufort County is responsible for developing and maintaining an internal control structure designed to ensure that the assets of the County are protected from loss, theft, or misuse and to ensure that adequate accounting data is compiled to allow for the preparation of financial statements in conformity with generally accepted accounting principles. The County’s accounting system has given consideration to the adequacy of internal accounting controls. Internal accounting controls are designed to provide reasonable, but not absolute, assurance regarding the safeguarding of assets against loss from unauthorized use or disposition and the reliability of financial records for preparing financial statements and maintaining accountability for assets. This concept of reasonable assurance recognizes that the cost of

control should not exceed the benefits likely to be derived and that the evaluation of costs and benefits requires estimates and judgments by management. Accordingly, management believes that the County's internal accounting controls adequately safeguard assets and provide reasonable assurance of proper recording of financial transactions.

AWARDS AND ACKNOWLEDGEMENTS

The Government Finance Officers Association of the United States and Canada (GFOA) awarded a Certificate of Achievement for Excellence in Financial Reporting to Beaufort County, South Carolina for its comprehensive annual financial report for the fiscal year ended June 30, 2014. This was the sixth consecutive year that the government has achieved this prestigious award. In order to be awarded a Certificate of Achievement, a government must publish an easily readable and efficiently organized comprehensive annual financial report. This report must satisfy both generally accepted accounting principles and applicable legal requirements.

A Certificate of Achievement is valid for a period of one year only. We believe our current comprehensive annual financial report continues to meet the Certificate of Achievement Program's requirements and we are submitting it to the GFOA to determine its eligibility for another certificate.

State statutes require an annual audit by independent certified public accountants or independent public accountants. The accounting firm of Cherry Bekeart LLP was selected by County Council. In addition to meeting the requirements set forth in the statutes, the audit also was designed to meet the requirements of the Single Audit Act of 1996, and related OMB Circular A-133. The auditor's report on the financial statements is included in the financial section of this report. The auditor's reports, pertinent to the requirements of the Single Audit Act, are included in the Single Audit Section.

The preparation of this Comprehensive Annual Financial Report could not have been accomplished without the professional and dedicated services of the entire staff of the Finance Department throughout the fiscal year. We sincerely appreciate the efforts of other department heads and their employees who contributed to this report.

Additionally, we would like to express our appreciation to the County Administrator and to County Council for their continued support and understanding of the benefits of professional financial operations and reporting.

Respectfully submitted,



Alicia A. Holland, CPA, CGMA
Assistant County Administrator, Finance

Citizens of Beaufort County, South Carolina

Clerk to Council
S. Rainey

Boards & Commissions with Staff Liaisons

- Accommodations Tax (2% State) Board • Airports Board
- Alcohol & Drug Abuse Board
- Construction Adjustments & Appeals Board
- Design Review Board
- Disabilities & Special Needs Board
- Historic Preservation Review Board • Library Board *
- Parks & Leisure Services Board • Planning Commission
- Rural & Critical Lands Preservation Board
- Solid Waste & Recycling Board
- Southern Beaufort Co. Corridor Beautification Board
- Stormwater Management Utility Board
- Tax Equalization Board • Zoning Board of Appeals

* Libraries

Beaufort County Council

Beaufort County Administrator
G. Kubic, JD

Deputy County Administrator
J. Gruber, JD, MPA
"Operations"

County Attorney
Legal Services
FOIA Services

Employee Services
Benefits Services
Employee Time Mgmt.
Human Resources
Recruiting Services

Auditor
Clerk of Court
Coroner
Probate Judge
Sheriff
Solicitor
Treasurer

Legislative Delegation

Board of Elections & Voter Registration
Magistrates
Master-in-Equity
Veterans Affairs Officer

Assistant County Administrator
M. Spells, MPA
"Civic Engagement & Outreach"

Broadcast Services

Communications & Accountability
Compliance
Website Design & Content

Records Management

Community Services
Alcohol & Drug Abuse
COSY/Human Services Alliance
Disabilities & Special Needs

Information Technology

Mapping & Applications
Applications Support
Geographical Info. Systems

Systems Management
Help Desk Support
Info Services
Systems Support

Assistant County Administrator
A. Holland, CPA
"Finance"

Assessor

Business License

Fiscal Operations & Payroll

Purchasing

Register of Deeds

Risk Management

Assistant County Administrator
P. Foot, CJM
"Public Safety"

Animal Services

Building Inspections

Code Enforcement

Detention Center

Emergency Medical Services

Mosquito Control

Parks & Leisure Services

Engineering, Infrastructure & Land Development

Environmental Engineering
E. Larson, P.E., AICP, CFM, CPSWQ

Planning

Public Works
Disaster Recovery
General Support
Roads & Drainage
Solid Waste & Recycling
Stormwater

Zoning

Facilities & Construction Engineering
J.R. McFee, P.E.

Engineering
Construction Management
Capital Improvements Projects
Right of Way Management

Facility Management
Facilities Maintenance
Grounds Maintenance

Transportation Engineering
C. Kinton, P.E.

Airports

Traffic Engineering



- Elected Officials
- Appointed Officials
- Operations Staff
- Administrative Staff
- County Divisions
- County Departments
- State Oversight
- Indirect Authority
- Direct Authority

rev 11.13.14

Elected and Appointed Officials for the Fiscal Year Ended June 30, 2015

County Council D.

Paul Sommerville
Chairman, District 2

Gerald W. Stewart
Vice Chairman, District 6

Gerald Dawson, District 1
William L. McBride, District 3
Alice Howard, District 4
Brian E. Flewelling, District 5
Cynthia M. Bensch, District 7
Rick Caporale, District 8
Roberts "Tabor" Vaux, Jr., District 9
Steven G. Fobes, District 10
Stewart H. Rodman, District 11

County Auditor

Sharon P. Burris

County Treasurer

Douglas E. Henderson

Appointed Officials

Gary T. Kubic, County Administrator
Joshua A. Gruber, Deputy County Administrator





Government Finance Officers Association

Certificate of
Achievement
for Excellence
in Financial
Reporting

Presented to

Beaufort County
South Carolina

For its Comprehensive Annual
Financial Report
for the Fiscal Year Ended

June 30, 2014

Executive Director/CEO

Financial Section



Fran Baer
Beaufort County Resident

Report of Independent Auditor

Beaufort County Council
Beaufort County, South Carolina

Report on the Financial Statements

We have audited the accompanying financial statements of the governmental activities, the business-type activities, each major fund, and the aggregate remaining fund information of Beaufort County, South Carolina (the "County"), as of and for the year ended June 30, 2015, and the related notes to the financial statements, which collectively comprise the County's basic financial statements as listed in the table of contents.

Management's Responsibility for the Financial Statements

Management is responsible for the preparation and fair presentation of these financial statements in accordance with accounting principles generally accepted in the United States of America; this includes the design, implementation, and maintenance of internal control relevant to the preparation and fair presentation of financial statements that are free from material misstatement, whether due to fraud or error.

Auditor's Responsibility

Our responsibility is to express opinions on these financial statements based on our audit. We conducted our audit in accordance with auditing standards generally accepted in the United States of America. Those standards require that we plan and perform the audit to obtain reasonable assurance about whether the financial statements are free from material misstatement.

An audit involves performing procedures to obtain audit evidence about the amounts and disclosures in the financial statements. The procedures selected depend on the auditor's judgment, including the assessment of the risks of material misstatement of the financial statements, whether due to fraud or error. In making those risk assessments, the auditor considers internal control relevant to the entity's preparation and fair presentation of the financial statements in order to design audit procedures that are appropriate in the circumstances, but not for the purpose of expressing an opinion on the effectiveness of the entity's internal control. Accordingly, we express no such opinion. An audit also includes evaluating the appropriateness of accounting policies used and the reasonableness of significant accounting estimates made by management, as well as evaluating the overall presentation of the financial statements.

We believe that the audit evidence we have obtained is sufficient and appropriate to provide a basis for our audit opinions.

Opinions

In our opinion, the financial statements referred to above present fairly, in all material respects, the respective financial position of the governmental activities, the business-type activities, each major fund, and the aggregate remaining fund information of the County, as of June 30, 2015, and the respective changes in financial position, and, where applicable, cash flows thereof and the respective budgetary comparison for the General Fund for the year then ended in accordance with accounting principles generally accepted in the United States of America.

Emphasis of a Matter

Change in Accounting Principle

As discussed in Notes 10 and 14 to the financial statements, in 2015 the County adopted new accounting guidance, GASB Statement No. 68, *Accounting and Financial Reporting for Pensions* and GASB Statement No. 71, *Pension Transition for Contributions made Subsequent to the Measurement Date*. Our opinions are not modified with respect to this matter

Special Item

As discussed in Note 11 to the financial statements, in 2015 the County adopted a resolution to terminate health care benefits offered to retirees. Accordingly, the impact of the related change in the estimate is reflected as a special item in the accompanying financial statements. Our opinions are not modified with respect to this matter.

Other Matters

Required Supplementary Information

Accounting principles generally accepted in the United States of America require that the management's discussion and analysis, schedule of modified approach for airport infrastructure assets, the schedule of proportionate share of the net pension liability, and the schedule of pension contributions, as listed in the table of contents, be presented to supplement the basic financial statements.

Such information, although not a part of the basic financial statements, is required by the Governmental Accounting Standards Board who considers it to be an essential part of financial reporting for placing the basic financial statements in an appropriate operational, economic, or historical context. We have applied certain limited procedures to the required supplementary information in accordance with auditing standards generally accepted in the United States of America, which consisted of inquiries of management about the methods of preparing the information and comparing the information for consistency with management's responses to our inquiries, the basic financial statements, and other knowledge we obtained during our audit of the basic financial statements. We do not express an opinion or provide any assurance on the information because the limited procedures do not provide us with sufficient evidence to express an opinion or provide any assurance.

Other Information

Our audit was conducted for the purpose of forming opinions on the financial statements that collectively comprise the County's basic financial statements. The introductory section, other supplementary information and the statistical section are not a required part of the basic financial statements. The accompanying schedule of expenditures of federal awards is also presented for the purpose of additional analysis as required by the U.S. Office of Management and Budget Circular A-133, *Audits of States and Local Governments, and Non-Profit Organizations* and South Carolina Code of Laws Section 14-1-208(E)(2), and is not a required part of the basic financial statements.

The other supplementary information and the schedule of expenditures of federal awards are the responsibility of management and were derived from and relate directly to the underlying accounting and other records used to prepare the basic financial statements. Such information has been subjected to the auditing procedures applied in the audit of the basic financial statements and certain additional procedures, including comparing and reconciling such information directly to the underlying accounting and other records used to prepare the basic financial statements or to the basic financial statements themselves, and other additional procedures in accordance with auditing standards generally accepted in the United States of America. In our opinion, the information is fairly stated, in all material respects, in relation to the basic financial statements as a whole.

The introductory and statistical sections have not been subjected to the auditing procedures applied in the audit of the basic financial statements and, accordingly, we do not express an opinion or provide any assurance on them.

Other Reporting Required by Government Auditing Standards

In accordance with *Government Auditing Standards*, we have also issued our report dated January 31, 2016 on our consideration of the County's internal control over financial reporting and on our tests of its compliance with certain provisions of laws, regulations, contracts, and grant agreements and other matters. The purpose of that report is to describe the scope of our testing of internal control over financial reporting and compliance and the results of that testing, and not to provide an opinion on internal control over financial reporting or on compliance. That report is an integral part of an audit performed in accordance with *Government Auditing Standards* in considering the County's internal control over financial reporting and compliance.



Augusta, Georgia
January 31, 2016

BEAUFORT COUNTY, SOUTH CAROLINA
MANAGEMENT'S DISCUSSION AND ANALYSIS
FOR THE FISCAL YEAR ENDED JUNE 30, 2015

As management of Beaufort County, South Carolina (the County), we offer the readers of the County's financial statements this narrative overview and analysis of the financial activities of Beaufort County, South Carolina for the fiscal year ended June 30, 2015. We encourage the readers to consider the information presented here in conjunction with additional information that we have furnished in our letter of transmittal, which can be found on pages 1 through 5 of this report.

FINANCIAL HIGHLIGHTS

- The assets and deferred outflows of resources of Beaufort County exceeded its liabilities and deferred inflows of resources at June 30, 2015 by \$313,177,441 (net position). The County's net position is categorized in three categories. Of the total net position \$286,029,950 is the County's investment in capital assets less the related debt, \$103,427,275 is restricted for specific purposes and (\$76,279,784) is the County's unrestricted deficit.
- The government's total net position increased by \$48,688,631 during the fiscal year ended June 30, 2015 with a \$49,106,082 increase resulting from governmental activities and a \$417,451 decrease resulting from business type activities.
- At the close of the current fiscal year, the County's governmental funds reported combined ending fund balances of \$130,121,658, an increase of \$11,727,609 in comparison with the prior year. Approximately 19 percent, \$24,682,018 is available for spending at the government's discretion (unassigned fund balance).
- At the end of the current fiscal year, the County's unassigned fund balance of the general fund was \$24,682,018, or approximately 25 percent of the general fund expenditures and transfers out.
- Beaufort County's net capital assets increased by \$20,133,013 during the current fiscal year. The increase in governmental activities net capital assets of \$15,887,045 was mostly the result of road project improvements and additions and purchases of property through the Real Property Purchase Program. The increase in business type activities net capital assets of \$4,245,968 was mostly the result of land acquisition for the Hilton Head Island Airport runway extension project.

OVERVIEW OF THE FINANCIAL STATEMENTS

This discussion and analysis are intended to serve as an introduction to the County's basic financial statements. The County's basic financial statements comprise three components: 1) government-wide financial statements, 2) fund financial statements, and 3) notes to the financial statements. This report also contains other supplementary information in addition to the basic financial statements themselves.

Government-wide financial statements – The *government-wide financial statements* are designed to provide readers with a broad overview of the County's finances, in a manner similar to a private-sector business.

The *statement of net position* presents information on all of the County's assets, liabilities, and deferred inflows/outflows of resources, with the difference reported as *net position*. Over time, increases or decreases in net position may serve as a useful indicator of whether the financial position of the County is improving or deteriorating.

The *statement of activities* presents information showing how the County's net position changed during the most recent fiscal year. All changes in net position are reported as soon as the underlying event giving rise to the change occurs, *regardless of the timing of related cash flows*. Thus, revenues and expenses are reported in this statement for some items that will only result in cash flows in future fiscal periods (e.g., uncollected taxes and earned but unused vacation leave).

Both the government-wide financial statements distinguish functions of the County that are principally supported by taxes and intergovernmental revenues (*governmental activities*) from other functions that are intended to recover all or a significant portion of their costs through user fees and charges (*business-type activities*). The governmental activities of the County include general government, public safety, public works, public health, public welfare, and cultural and recreation. The business-type activities include the

BEAUFORT COUNTY, SOUTH CAROLINA
MANAGEMENT'S DISCUSSION AND ANALYSIS
FOR THE FISCAL YEAR ENDED JUNE 30, 2015

stormwater utility, the Lady's Island Airport, and the Hilton Head Island Airport. The business-type activities function for all practical purposes as departments of the County, and therefore have been included as integral parts of the primary government.

The government-wide financial statements can be found on pages 26 through 27 of this report.

Fund financial statements – A fund is a grouping of related accounts that is used to maintain control over resources that have been segregated for specific activities or objectives. The County, like other state and local governments, uses fund accounting to ensure and demonstrate compliance with finance-related legal requirements. All of the funds of Beaufort County can be divided into three categories: governmental funds, proprietary funds, and fiduciary funds.

Governmental funds – Governmental funds are used to account for essentially the same functions reported as governmental activities in the government-wide financial statements. However, unlike the government-wide financial statements, governmental fund financial statements focus on *near-term inflows* and *outflows of spendable resources*, as well as on *balances of spendable resources* available at the end of the fiscal year. Such information may be useful in evaluating the County's near-term financing requirements.

Because the focus of governmental funds is narrower than that of the government-wide financial statements, it is useful to compare the information presented for *governmental funds* with similar information presented for *governmental activities* in the government-wide financial statements. By doing so, readers may better understand the long-term impact of the government's near-term financing decisions. Both the governmental fund balance sheet and the governmental fund statement of revenues, expenditures, and changes in fund balances provide a reconciliation to facilitate this comparison between *governmental funds* and *governmental activities*.

Information is presented separately in the governmental fund balance sheet and in the governmental fund statement of revenues, expenditures, and changes in fund balances for the general fund, the County wide general obligation bonds fund, and the sales tax projects fund, all of which are considered to be major funds. Data from the other governmental funds are combined into a single, aggregated presentation. Individual fund data for each of these nonmajor governmental funds is provided in the form of *combining statements* following the notes to the financial statements in this report.

The County adopts an annual appropriated budget for its general fund. A budgetary comparison statement has been provided for the general fund to demonstrate compliance with this budget.

The basic fund financial statements for governmental funds can be found on pages 28 through 31 of this report.

Proprietary funds – The County maintains four different types of proprietary funds, three of which are *enterprise funds*. Enterprise funds are used to report the same functions as *business-type activities* in the government-wide financial statements. The County uses enterprise funds to account for its stormwater utility, Lady's Island Airport, and Hilton Head Island Airport operations. These funds report the services provided by the County for which the County charges a user fee or charge intended to recover all or a significant portion of their costs.

Proprietary fund financial statements provide the same type of information as the government-wide financial statements, only in more detail. The proprietary fund financial statements provide separate information for stormwater utility, Lady's Island Airport, and the Hilton Head Island Airport, all of which are considered to be major funds of the County.

Internal service funds are an accounting mechanism to accumulate and allocate costs internally for the County. The County uses internal service funds to account for its garage.

The basic proprietary fund financial statements can be found on pages 33 through 36 of this report.

BEAUFORT COUNTY, SOUTH CAROLINA
MANAGEMENT'S DISCUSSION AND ANALYSIS
FOR THE FISCAL YEAR ENDED JUNE 30, 2015

Fiduciary funds – Fiduciary funds are used to account for resources held for the benefit of parties outside the government. Fiduciary funds are not reflected in the government-wide financial statements because the resources of those funds are not available to support the County's own programs. The accounting used for the fiduciary funds is much like that used for proprietary funds.

The statement of fiduciary net position can be found on page 37 of this report.

Notes to the financial statements – The notes provide additional information that is essential to a full understanding of the data provided in both the government-wide and the fund financial statements. The notes are presented on pages 38 through 65 of the report.

Other supplemental information – In addition to the basic financial statements and accompanying notes, this report also presents certain supplemental information that further supports the financial statements.

The combining statements referred to earlier in connection with nonmajor governmental funds are presented within this section of this report and can be found on pages 80 through 203.

GOVERNMENT-WIDE FINANCIAL ANALYSIS

As noted earlier, net position may serve over time as a useful indicator of a government's financial position. In the case of Beaufort County, assets and deferred outflows of resources exceeded liabilities and deferred inflows of resources by \$313,177,441 as of June 30, 2015.

Of this amount, \$286,029,950 (approximately 91 percent) reflects the County's investment in capital assets (land, buildings and equipment); less any related debt used to acquire those assets that is still outstanding. The County uses these capital assets to provide a variety of services to citizens. Accordingly, these assets are not available for future spending. Although the County's investment in its capital assets is reported net of related debt, it should be noted that the resources needed to repay this debt must be provided from other sources, since the capital assets themselves cannot be used to repay the debt.

An additional \$103,427,275 of the County's net position (approximately 33 percent) represents resources that are subject to external restrictions on how they may be used. The remaining balance of unrestricted net position is a deficit of \$76,279,784.

At the end of the current fiscal year, Beaufort County is able to report positive balances in two categories of net position, both for the government as a whole, as well as for its separate governmental and business-type activities. The third category of net position is an unrestricted deficit for governmental activities of \$67,733,915 and business-type activities of \$8,545,869. These unrestricted deficits in net position are a result of the implementation of Governmental Accounting Standards Board (GASB) Statement No. 68 and No. 71 during fiscal year 2015.

BEAUFORT COUNTY, SOUTH CAROLINA
MANAGEMENT'S DISCUSSION AND ANALYSIS
FOR THE FISCAL YEAR ENDED JUNE 30, 2015

Beaufort County's Net Position
June 30, 2015 and 2014

	Governmental Activities		Business-Type Activities		Total		Percent Change
	2015	2014	2015	2014	2015	2014	
Current and Other Assets	\$ 134,648,626	\$ 131,448,560	\$ 4,383,683	\$ 4,298,272	\$ 139,032,309	\$ 135,746,832	2.4%
Capital Assets	487,627,540	471,740,495	27,565,326	23,319,358	515,192,866	495,059,853	4.1%
Total Assets	<u>\$ 622,276,166</u>	<u>\$ 603,189,055</u>	<u>\$ 31,949,009</u>	<u>\$ 27,617,630</u>	<u>\$ 654,225,175</u>	<u>\$ 630,806,685</u>	<u>3.7%</u>
Total Deferred outflow s of resources	\$ 13,091,523	\$ 5,139,703	\$ 322,022	\$ -	\$ 13,413,545	\$ 5,139,703	161.0%
Long-Term Liabilities	\$ 310,596,543	\$ 245,901,472	\$ 3,336,076	\$ 2,780,588	\$ 313,932,619	\$ 248,682,060	26.2%
Other Liabilities	22,272,435	29,539,723	9,620,689	2,258,960	31,893,124	31,798,683	0.3%
Total Liabilities	<u>\$ 332,868,978</u>	<u>\$ 275,441,195</u>	<u>\$ 12,956,765</u>	<u>\$ 5,039,548</u>	<u>\$ 345,825,743</u>	<u>\$ 280,480,743</u>	<u>23.3%</u>
Total Deferred inflow s of resources	\$ 8,340,727	\$ -	\$ 294,809	\$ -	\$ 8,635,536	\$ -	100.0%
Net Position:							
Net Investment in Capital Assets	\$ 258,464,624	\$ 248,042,213	\$ 27,565,326	\$ 23,319,358	\$ 286,029,950	\$ 271,361,571	5.4%
Restricted	103,427,275	94,621,380	-	-	103,427,275	94,621,380	9.3%
Unrestricted (Deficit)	<u>(67,733,915)</u>	<u>(9,776,030)</u>	<u>(8,545,869)</u>	<u>(741,276)</u>	<u>(76,279,784)</u>	<u>(10,517,306)</u>	<u>625.3%</u>
	<u>\$ 294,157,984</u>	<u>\$ 332,887,563</u>	<u>\$ 19,019,457</u>	<u>\$ 22,578,082</u>	<u>\$ 313,177,441</u>	<u>\$ 355,465,645</u>	<u>-11.9%</u>

The County's total net position increased by \$48,688,631 during the 2015 fiscal year. Key elements of this increase are as follows:

- The County's current and other assets increased by \$3.3 million as compared to fiscal year 2014. This increase is mostly attributable to cash and investments.
- In fiscal year 2015, the County had \$13.4 million of deferred outflows of resources related to the inclusion of the County's proportionate share of its pension liability in accordance with Governmental Accounting Standards Board (GASB) Statement No. 68 and No.71 and the contributions to the pension plan. This was an \$8.3 million increase as compared to fiscal year 2014.
- The County's net capital assets increased by \$20.1 million as compared to fiscal year 2014. This increase occurred mostly from the County's \$23.5 million investment in infrastructure related to 1% sales tax referendum road projects and grants, \$2.1 million investment in infrastructure related to the County's road improvement program funded by gasoline tax and the motor vehicle fee, \$3.3 million in purchases of land through the County's rural and critical lands referendum program and \$7.1 million of capital expenditures at the Hilton Head Island Airport related to the runway extension project and other Federal Aviation Administration (FAA) funded projects. See the capital assets and debt administration section below for more detail.
- The County's long-term liabilities increased by \$65.3 million. This increase is due to the inclusion of the County's proportionate share of its pension liability in accordance with Governmental Accounting Standards Board (GASB) Statement No. 68 and No. 71 in the amount of \$91.8 million in fiscal year 2015. Other post-employment benefits obligation also decreased in the amount of \$28.8 million as compared to fiscal year 2014. This was due to future termination of the post-employment benefit (see Note 11 in the notes to the financial statements for more detail). There was also one new general obligation bond and one refunding general obligation bond issued during fiscal year 2015.
- In fiscal year 2015, the County had \$8.6 million of deferred inflows of resources related to the inclusion of the County's proportionate share of its pension liability in accordance with Governmental Accounting Standards Board (GASB) Statement No. 68 and the net pension change in projected investment earnings. This was an \$8.6 million increase as compared to fiscal year 2014.

BEAUFORT COUNTY, SOUTH CAROLINA
MANAGEMENT'S DISCUSSION AND ANALYSIS
FOR THE FISCAL YEAR ENDED JUNE 30, 2015

Beaufort County's Changes in Net Position
For the Fiscal Years Ended June 30, 2015 and 2014

	Governmental Activities		Business-Type Activities		Total	
	2015	2014	2015	2014	2015	2014
Revenues:						
Program Revenues:						
Charges for Services	\$ 33,779,735	\$ 32,653,558	\$ 5,561,633	\$ 5,549,749	\$ 39,341,368	\$ 38,203,307
Operating Grants and Contributions	11,962,524	10,398,779	65,450	116,090	12,027,974	10,514,869
Capital Grants and Contributions	16,053,234	17,270,372	1,476,192	735,231	17,529,426	18,005,603
General Revenues:						
Property Taxes	96,129,087	91,907,959	-	-	96,129,087	91,907,959
Sales Taxes	105,253	330,889	-	-	105,253	330,889
Grants and Contributions	8,478,141	8,414,711	-	-	8,478,141	8,414,711
Unrestricted Investment Earnings	269,080	293,213	3,133	4,169	272,213	297,382
Special item - decrease in other postemployment benefit cost	27,520,071	-	1,230,929	-	28,751,000	-
Miscellaneous	2,366,433	3,320,779	1,079	-	2,367,512	3,320,779
Total Revenues	196,663,558	164,590,260	8,338,416	6,405,239	205,001,974	170,995,499
Program Expenses:						
Governmental Activities:						
General Government	34,268,122	34,741,478	-	-	34,268,122	34,741,478
Public Safety	53,323,890	57,185,897	-	-	53,323,890	57,185,897
Public Works	24,696,310	22,259,047	-	-	24,696,310	22,259,047
Public Health	10,667,458	11,462,648	-	-	10,667,458	11,462,648
Public Welfare	3,023,487	3,243,469	-	-	3,023,487	3,243,469
Cultural and Recreation	14,936,898	15,583,049	-	-	14,936,898	15,583,049
Interest	6,641,311	9,293,605	-	-	6,641,311	9,293,605
Business-Type Activities:						
Stormwater Utility	-	-	3,534,035	3,175,708	3,534,035	3,175,708
Lady's Island Airport	-	-	703,949	602,879	703,949	602,879
Hilton Head Airport	-	-	4,517,883	2,829,612	4,517,883	2,829,612
Total Expenses	147,557,476	153,769,193	8,755,867	6,608,199	156,313,343	160,377,392
Change in Net Position	49,106,082	10,821,067	(417,451)	(202,960)	48,688,631	10,618,107
Net Position, Beginning	332,887,563	322,066,496	22,578,082	22,781,042	355,465,645	344,847,538
Change in accounting principle for pensions - see Note 14	(87,835,661)	-	(3,141,174)	-	(90,976,835)	-
Net Position, Beginning, as restated	245,051,902	322,066,496	19,436,908	22,781,042	264,488,810	344,847,538
Net Position, Ending	\$ 294,157,984	\$ 332,887,563	\$ 19,019,457	\$ 22,578,082	\$ 313,177,441	\$ 355,465,645

BEAUFORT COUNTY, SOUTH CAROLINA
MANAGEMENT'S DISCUSSION AND ANALYSIS
FOR THE FISCAL YEAR ENDED JUNE 30, 2015

Governmental activities increased the County's net position by \$49.1 million, thereby accounting for 101 percent of the total growth in the net position of the County. Key elements in fiscal year 2015's activity are as follows:

- Capital grants and contributions received by the County decreased by \$1.2 million (or 7%) in fiscal year 2015 as compared to fiscal year 2014. This decrease is attributed to grants related to the South Carolina Highway 170 Widening project and the Bluffton Parkway Phase 5A Segment 2 (Bluffton Parkway Flyover Bridge) project. As these projects near completion, the County has received the majority of the grants funds allocated to these projects.
- Operating grants and contributions increased in the amount of \$1.6 million (or 15%) in fiscal year 2015 as compared to fiscal year 2014. This increase is attributable to a slight increase in state funding for the County's Disabilities and Special Needs Department and increased activity related to the Housing and Urban Development Home Consortium Program.
- Charges for services revenues increased by approximately \$1.1 million (or 3.4%) in fiscal year 2015 as compared to the 2014 fiscal year. Emergency Medical Services Fees and Register of Deeds Fees increased by approximately \$500 thousand and \$300 thousand, respectively, in fiscal year 2015 as compared to fiscal year 2014.
- Property tax revenues increased by \$4.2 million (or 4.6%) in fiscal year 2015 as compared to fiscal year 2014. This increase is attributable to the County slowly recovering from the recession beginning in 2007 and a slight millage rate increase in fiscal year 2015 as compared to fiscal year 2014.
- Sales tax revenues decreased by \$0.2 million (or 68.2%) in fiscal year 2015 as compared to fiscal year 2014. This decrease is due to the 1% imposed sales tax ending effective October 1, 2012. The County received a small amount of residual sales tax collected by the state during fiscal year 2015 related to delinquent filings with the South Carolina Department of Revenue.
- County public safety expenses decreased by \$3.9 million (or 6.8%) in fiscal year 2015 as compared to fiscal year 2014. This decrease is mostly attributable to the termination of other post-employment benefits as discussed in Note 11 of the notes to the financial statements.
- County public works expenses increased by \$2.4 million (or 10.9%) in fiscal year 2015 as compared to fiscal year 2014. This increase is due to several road improvement projects funded by the County's Road Improvement Program.
- County interest expense decreased by \$2.7 million or (28.5%) in fiscal year 2015 as compared to fiscal year 2014. The decrease is related to the County taking advantage of lower interest rates over the past four (4) years and refunding general obligation bonds.

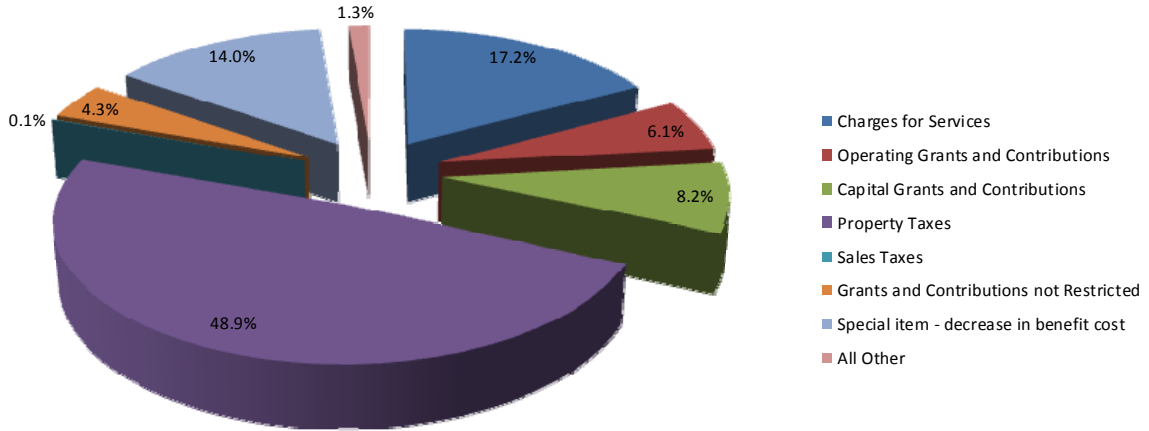
BEAUFORT COUNTY, SOUTH CAROLINA
MANAGEMENT'S DISCUSSION AND ANALYSIS
FOR THE FISCAL YEAR ENDED JUNE 30, 2015

Business-type activities decreased the County's net position by \$417 thousand, accounting for negative 1 percent of the total growth in the net position of the County. Key elements of this decrease are as follows:

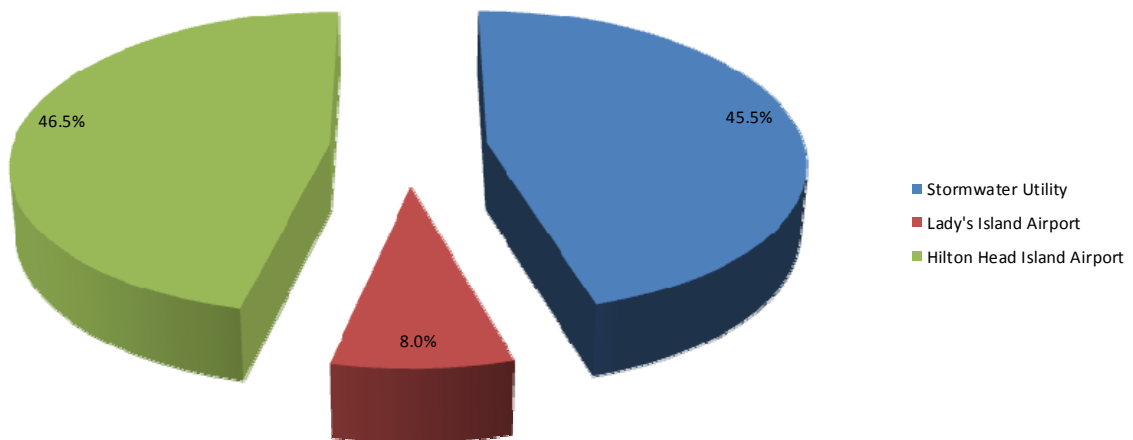
- The Hilton Head Island Airport's revenues increased \$.6 million in fiscal year 2015, as compared to fiscal year 2014. This net increase is a result of a \$750 thousand increase in capital grants and contributions due to the increase of FAA funded project activity.
- The Hilton Head Island Airport expenses increased by \$1.4 million in fiscal year 2015, as compared to fiscal year 2014. The operating expenses decreased by \$410 thousand in fiscal year 2015 as compared to fiscal year 2014 while the non-operating expenses increased by \$1.7 million due to increased activity in grant funded projects and increased interest expense related to the notes payable to the debt service fund.
- In fiscal year 2015, the Stormwater Utility's revenues increased by \$43 thousand as compared to fiscal year 2014. The Stormwater Utility's expenses decreased by \$470 thousand in fiscal year 2015 as compared to fiscal year 2014.
- The Lady's Island Airport's revenues increased \$24 thousand in fiscal year 2015, as compared to fiscal year 2014. The Lady's Island Airport expenses increased in fiscal year 2015 by \$66 thousand as compared to fiscal year 2014. The operating expenses decreased by \$39 thousand in fiscal year 2015 as compared to fiscal year 2014 while the non-operating expenses increased by \$104 thousand due to increased activity in grant funded projects and increased interest expense related to the notes payable to the debt service fund.

BEAUFORT COUNTY, SOUTH CAROLINA
 MANAGEMENT'S DISCUSSION AND ANALYSIS
 FOR THE FISCAL YEAR ENDED JUNE 30, 2015

Revenues by Source - Governmental Activities

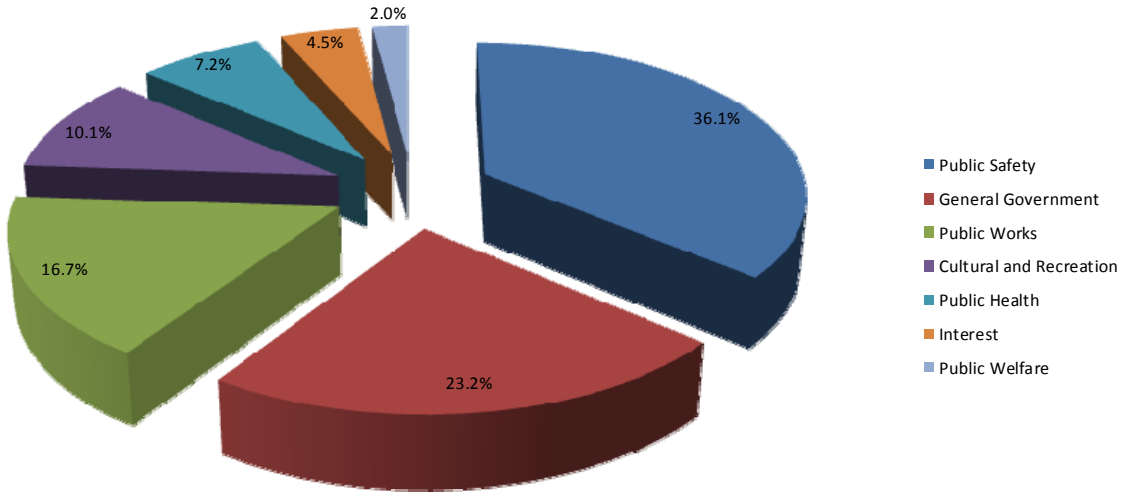


Revenues by Source - Business-Type Activities

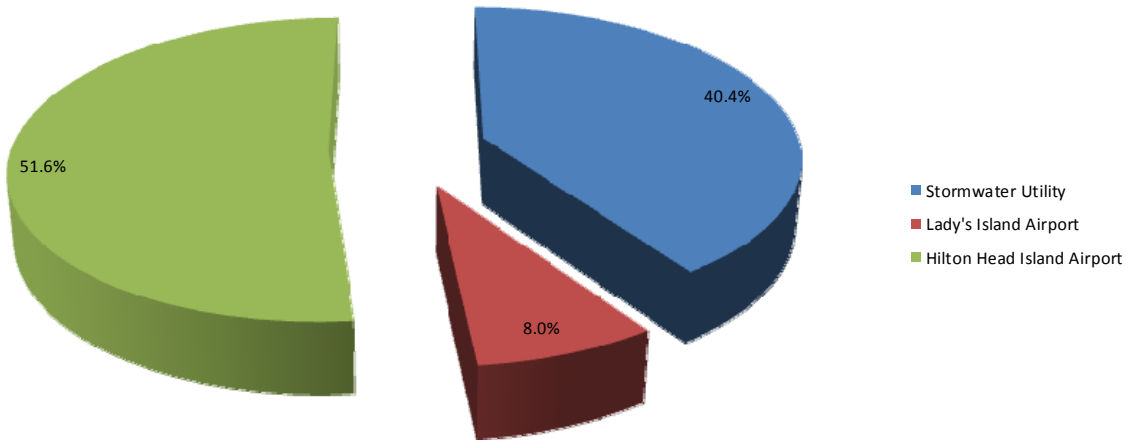


BEAUFORT COUNTY, SOUTH CAROLINA
MANAGEMENT'S DISCUSSION AND ANALYSIS
FOR THE FISCAL YEAR ENDED JUNE 30, 2015

Expenses by Program - Governmental Activities



Expenses by Source - Business-Type Activities



BEAUFORT COUNTY, SOUTH CAROLINA
MANAGEMENT'S DISCUSSION AND ANALYSIS
FOR THE FISCAL YEAR ENDED JUNE 30, 2015

FINANCIAL ANALYSIS OF THE GOVERNMENTAL FUNDS

As noted earlier, Beaufort County uses fund accounting to ensure and demonstrate compliance with finance-related legal requirements.

Governmental funds – The focus of the County's governmental funds is to provide information on near-term inflows, outflows, and balances of spendable resources. Such information is useful in assessing the County's financing requirements. In particular, *unassigned fund balance* may serve as a useful measure of a government's net resources available for spending at the end of the fiscal year.

At the end of the current fiscal year, the County's governmental funds reported combined ending fund balances of \$130,121,658, an increase of \$11,727,609, in comparison with the prior year. Approximately 19 percent of this total fund balance, \$24,682,018 constitutes *unassigned fund balance*, which is available for spending at the government's discretion. The remainder of the fund balance totaling \$105,439,640 is either nonspendable, restricted, committed, or assigned for specific spending. This includes \$6,072,429 "not in spendable form" for items that are not expected to be converted to cash within one year, such as prepaid items and long-term notes receivable. The remainder includes \$99,367,211 restricted, committed, or assigned for programs.

General Fund – The general fund is the main operating fund of the County. At the end of the current fiscal year, the unassigned portion of the fund balance of the general fund was \$24,682,018, while the total fund balance was \$26,694,383. As a measure of the general fund's liquidity, a comparison is made of both unassigned fund balance and total fund balance to total fund expenditures. Unassigned fund balance represents approximately 25 percent of total general fund expenditures and transfers out, while the total fund balance represents approximately 27 percent of total general fund expenditures and transfers out. Refer to pages 22 to 23 for the key elements of fiscal year 2015's general fund activity.

County Wide General Obligation Bonds Fund – At the end of the current fiscal year, the total fund balance of the county wide general obligation bonds fund was \$11,809,820. \$4,392,238 (or 37%) of the county wide general obligation bonds fund balance is nonspendable, as it consists of the long-term portion of notes receivable. The remaining \$7,417,582 (or 63%) of the county wide general obligation bonds fund balance is restricted for debt service. This fund recognized revenues of \$9,431,010, total expenditures of \$19,874,845, and \$13,342,269 in other financing sources, for a net change in fund balance of \$2,898,434. The County has a debt fund balance policy requiring millage to be set at annual required debt service levels.

Sales Tax Projects Fund – At the end of the current fiscal year, the total fund balance of the sales tax projects fund was \$22,113,141, all of which was restricted for capital projects. The sales tax projects fund recognized revenues of \$13,746,689, total expenditures of \$23,507,547, for a net change in fund balance of (\$9,760,858). Sales tax collections for this project ceased during fiscal year 2013, as the intended referendum sales tax collection amount was fully collected, this fund balance will be spent in upcoming years.

Further details of the County's major funds are shown on Schedule "A" and further details of the County's nonmajor governmental funds are shown on Schedules "B", "C", "D" and "E".

BEAUFORT COUNTY, SOUTH CAROLINA
MANAGEMENT'S DISCUSSION AND ANALYSIS
FOR THE FISCAL YEAR ENDED JUNE 30, 2015

Proprietary funds – The focus of the County's proprietary funds is to provide information on near-term inflows, outflows, and balances of spendable resources. Such information is useful in assessing the County proprietary funds' financing requirements. As restrictions, commitments, and other limitations on net position significantly affect the availability of fund resources for future use, unreserved net position may serve as a useful measure of a government's proprietary net resources available for spending at the end of the fiscal year.

As of the end of the current fiscal year, the County's proprietary funds reported combined ending net position of \$19,019,457, which is a decrease of \$417,451 in comparison with the prior year. The proprietary funds recognized operating revenues of \$5,562,712 and operating expenses of \$4,945,603. Non-operating revenues and expenses totaled (\$2,510,752) while capital contributions totaled \$1,476,192 in fiscal year 2015, for a net change in fund balance of (\$417,451).

Stormwater Utility – At the end of the current fiscal year, the net position of the stormwater utility fund was \$1,360,928, of which \$902,104 was invested in capital assets, net of related debt, leaving a balance of \$458,824 in unrestricted net position. The stormwater utility fund recognized operating revenues of \$3,233,578, total operating expenses of \$3,534,035, and \$2,670 in net non-operating revenues, for a change in net position of \$569,435. The stormwater utility also recognized a decrease in other postemployment benefit in the amount of \$867,222, which resulted in the positive change in net position for fiscal year 2015.

Lady's Island Airport – At the end of the current fiscal year, the net position of the Lady's Island Airport fund was \$3,378,839, of which \$3,885,868 was invested in capital assets, net of related debt, leaving a deficit balance of \$507,029 in unrestricted net position. The Lady's Island Airport recognized operating revenues of \$552,091, total operating expenses of \$591,928, \$111,986 in net non-operating expenses, \$23,605 in capital contributions and a decrease in other postemployment benefits of \$35,306, for a change in net position of (\$102,401). The decrease in the Lady's Island Airport fund balance in the 2015 fiscal year was mostly the result of increased non-operating grant expenses that will be reimbursed by the Federal Aviation Administration in the following fiscal year.

Hilton Head Island Airport – At the end of the current fiscal year, the net position of the Hilton Head Island Airport fund was \$14,279,690, of which \$22,777,354 was invested in capital assets, net of related debt, leaving a deficit balance of \$8,497,664 in unrestricted net position. The Hilton Head Island Airport recognized operating revenues of \$1,777,043, total operating expenses of \$2,050,569, \$2,401,436 in net non-operating expenses, \$1,462,076 in capital contributions and a decrease in other postemployment benefits of \$328,401, for a change in net position of (\$884,485). The decrease in net position within the Hilton Head Island Airport fund in the 2015 fiscal year was mostly the result of the increased non-operating grant expenses that will be reimbursed by the Federal Aviation Administration in the following fiscal year.

BEAUFORT COUNTY, SOUTH CAROLINA
MANAGEMENT'S DISCUSSION AND ANALYSIS
FOR THE FISCAL YEAR ENDED JUNE 30, 2015

GENERAL FUND BUDGETARY HIGHLIGHTS

Original Budget to Final Budget Comparison for the Fiscal Year Ended June 30, 2015

	<u>Original Budget</u>	<u>Final Budget</u>	Variance with Final Budget Positive (Negative)
Revenues:			
Taxes	\$ 76,679,000	\$ 76,679,000	\$ -
Licenses and Permits	2,789,000	2,789,000	-
Intergovernmental	7,865,416	7,770,416	(95,000)
Charges for Services	10,102,715	10,102,715	-
Fines and Forfeitures	633,642	728,642	95,000
Interest	27,085	27,085	-
Miscellaneous	226,136	226,136	-
Total Revenues	<u>98,322,994</u>	<u>98,322,994</u>	<u>-</u>
Expenditures:			
General Government	21,125,740	20,662,011	463,729
Public Safety	46,568,247	45,839,191	729,056
Public Works	14,547,196	14,347,196	200,000
Public Health	3,291,903	2,671,501	620,402
Public Welfare	926,088	926,088	-
Cultural and Recreation	11,360,063	11,360,063	-
Capital	878,976	1,447,297	(568,321)
Total Expenditures	<u>98,698,213</u>	<u>97,253,347</u>	<u>1,444,866</u>
Excess (deficiency) of Revenues Over Expenditures	(375,219)	1,069,647	1,444,866
Other Financing Sources (Uses)			
Transfers In	1,268,750	1,268,750	-
Transfers Out	(3,560,068)	(3,560,068)	-
Total Other Financing Sources (Uses)	(2,291,318)	(2,291,318)	-
Net Change in Fund Balance	(2,666,537)	(1,221,671)	1,444,866
Fund Balance - beginning	<u>23,772,669</u>	<u>23,772,669</u>	<u>-</u>
Fund Balance - ending	<u>\$ 21,106,132</u>	<u>\$ 22,550,998</u>	<u>\$ 1,444,866</u>

The general fund original budget's net position varied from its final budget's net position by \$1.4 million. This variation is due to an ordinance established during fiscal year 2015 that amended the original budget ordinance and reduced expenditure appropriation levels so not to exceed anticipated general revenues. Key elements of the budget amendment are as follows:

- There were decreasing budget revisions totaling \$1.4 million to the County's general fund expenditures. These decreasing budget revisions mostly relate to public health subsidies and natural attrition of personnel throughout the County departments.

BEAUFORT COUNTY, SOUTH CAROLINA
MANAGEMENT'S DISCUSSION AND ANALYSIS
FOR THE FISCAL YEAR ENDED JUNE 30, 2015

Final Budget to Actual Comparison for the Fiscal Year Ended June 30, 2015

	Final Budget	Actual	Variance with Final Budget Positive (Negative)
Revenues:			
Taxes	\$ 76,679,000	\$ 77,616,896	\$ 937,896
Licenses and Permits	2,789,000	2,980,846	191,846
Intergovernmental	7,770,416	8,133,250	362,834
Charges for Services	10,102,715	12,247,866	2,145,151
Fines and Forfeitures	728,642	751,667	23,025
Interest	27,085	30,685	3,600
Miscellaneous	226,136	487,853	261,717
Total Revenues	<u>98,322,994</u>	<u>102,249,063</u>	<u>3,926,069</u>
Expenditures:			
General Government	20,662,011	20,284,682	377,329
Public Safety	45,839,191	45,600,505	238,686
Public Works	14,347,196	14,261,316	85,880
Public Health	2,671,501	2,470,465	201,036
Public Welfare	926,088	880,097	45,991
Cultural and Recreation	11,360,063	11,143,279	216,784
Capital	1,447,297	2,461,006	(1,013,709)
Total Expenditures	<u>97,253,347</u>	<u>97,101,350</u>	<u>151,997</u>
Excess (deficiency) of Revenues Over Expenditures	1,069,647	5,147,713	4,078,066
Other Financing Sources (Uses)			
Transfers In	1,268,750	1,257,189	(11,561)
Transfers Out	(3,560,068)	(3,483,188)	76,880
Total Other Financing Sources (Uses)	<u>(2,291,318)</u>	<u>(2,225,999)</u>	<u>65,319</u>
Net Change in Fund Balance	(1,221,671)	2,921,714	4,143,385
Fund Balance - beginning	<u>23,772,669</u>	<u>23,772,669</u>	<u>-</u>
Fund Balance - ending	<u>\$ 22,550,998</u>	<u>\$ 26,694,383</u>	<u>\$ 4,143,385</u>

The actual net position of the County's general fund varied from its final budget's net position by \$4.1 million. Key elements of this are as follows:

- The County's general fund actual revenues had a positive variance of \$3.9 million as compared to the final budget of fiscal year 2015. This positive variance is attributable to increased actual revenue as compared to expected revenue related to Register of Deeds and Emergency Medical Services fees.
- The County's general fund actual expenditures had a positive variance of \$152 thousand as compared to the final budget of fiscal year 2015. County Council approved a real estate purchase in the amount of \$675 thousand to be funded from the general fund reserves during fiscal year 2015.

BEAUFORT COUNTY, SOUTH CAROLINA
MANAGEMENT'S DISCUSSION AND ANALYSIS
FOR THE FISCAL YEAR ENDED JUNE 30, 2015

CAPITAL ASSETS AND DEBT ADMINISTRATION

Capital Assets – Beaufort County's investment in capital assets for its governmental and business-type activities as of June 30, 2015 was \$515,192,866 (net of accumulated depreciation). This investment in capital assets includes land and easements, buildings and improvements, infrastructure, and equipment. The total increase in the County's investment in capital assets for the current fiscal year was 4.1 percent (in which governmental activities capital assets increased by 3.4 percent and business-type activities capital assets increased by 18.2 percent).

In lieu of annual depreciation, the County has elected to use the modified approach for its airport infrastructure assets, which include runways, taxiways, and aprons. As of June 30, 2015, 100 percent of airport infrastructure assets were in a fair or better condition.

Additional information on the County's modified approach for airport infrastructure assets can be found on Schedule 1 on page 66 of this report.

Beaufort County's Capital Assets
(Net of Depreciation)
June 30, 2015 and 2014

	Governmental Activities		Business-Type Activities		Total	
	2015	2014	2015	2014	2015	2014
Land	\$ 109,742,772	\$ 108,653,528	\$ 10,581,034	\$ 5,563,308	\$ 120,323,806	\$ 114,216,836
Easements	17,791,915	15,787,000	-	-	17,791,915	15,787,000
Construction in Progress	118,994,985	107,336,977	257,890	831,909	119,252,875	108,168,886
Buildings and Improvements	103,469,667	94,471,297	6,347,972	6,544,883	109,817,639	101,016,180
Infrastructure	122,466,777	126,809,749	9,229,801	9,229,801	131,696,578	136,039,550
Equipment	15,161,424	18,681,944	1,148,629	1,149,457	16,310,053	19,831,401
Total Capital Assets	\$ 487,627,540	\$ 471,740,495	\$ 27,565,326	\$ 23,319,358	\$ 515,192,866	\$ 495,059,853

Major capital asset events during the current fiscal year included the following:

- The County added \$23.5 million in governmental activities infrastructure and construction in progress related to 1% sales tax referendum road projects.
- The County purchased approximately \$3.3 million in governmental activities land and easements for the County's rural and critical lands program during the 2015 fiscal year.
- \$2.1 million in additional County road improvement program governmental activities projects were started and/or completed in fiscal year 2015.
- The County's Disabilities and Special Needs Department purchased and renovated several homes in the County for its consumers during fiscal year 2015. These purchases and renovations contributed \$0.9 million to the County's capital assets.
- The Hilton Head Island Airport acquired \$4.9 million of land during fiscal year 2015 for the runway extension project.

Additional information on the County's capital assets can be found in note 4 on pages 47 through 48 of this report.

BEAUFORT COUNTY, SOUTH CAROLINA
MANAGEMENT'S DISCUSSION AND ANALYSIS
FOR THE FISCAL YEAR ENDED JUNE 30, 2015

Long-Term Debt – At the end of the current fiscal year, Beaufort County had \$233,933,174 of total long-term debt outstanding. The total amount of debt is backed by the full faith and credit of the government.

Beaufort County's Outstanding Debt
June 30, 2015 and 2014

	Governmental Activities	
	2015	2014
General Obligation Bonds	\$ 210,665,556	\$ 205,699,020
TIF Revenue Bonds	3,990,000	4,940,000
Capital Lease	1,790,659	2,148,791
Premiums	17,486,959	16,050,174
Total Outstanding Debt	<u>\$ 233,933,174</u>	<u>\$ 228,837,985</u>
Deferred Charge on Refundings	<u>\$ 4,770,258</u>	<u>\$ 5,139,703</u>

Major outstanding debt events during the current fiscal year included the following:

- County Council approved two (2) general obligation bond issues during fiscal year 2015. One of the general obligation bonds was a new issue while the other was a refunding of the County's 2010B general obligation bonds. In November 2014, the County issued both general obligation bonds. The new issue was in the amount of \$19,450,000 and the refunding bonds were in the amount of \$22,570,000.

The County maintains an underlying, uninsured "AA+" bond rating from Standard & Poor's Rating Group for all of its general obligation bonds, an underlying, uninsured "Aa1" bond rating from Moody's Investors Service for all of its general obligation bonds, and an underlying, uninsured "AA" bond rating from Fitch for its 2003 through 2007B general obligations bonds. Additionally, the County maintains an underlying, uninsured "A+" bond rating for its TIF revenue bonds from Standard & Poor's Rating Group.

State statutes limit the amount of general obligation debt a governmental entity may issue to 8 percent of its total assessed valuation less debt issued by referendum and debt issued and paid by other sources. The current debt limitation for the County is \$134,496,878. Beaufort County was \$37,834,619 under this legal limit at June 30, 2015.

Additional information on the County's long-term debt can be found in note 5 on pages 49 through 53 of this report.

ECONOMIC FACTORS AND NEXT YEAR'S BUDGET AND RATES

- The unemployment rate for Beaufort County was 6 percent at June 30, 2015, which is higher than the rate of 5.6 percent a year ago. This compares favorably with the State of South Carolina's average unemployment rate of 6.6 percent at June 30, 2015 and unfavorably with the national average unemployment rate of 5.3 percent at June 30, 2015.
- The cost of living in this region still compares favorably to other areas of the country.

All of these factors were considered in preparing Beaufort County's budget for the 2015 fiscal year. As of June 30, 2015, the County's unassigned general fund balance was \$24,682,018. During fiscal year 2015, there was an increase to the County's general fund balance in the amount of \$2,921,714.

REQUESTS FOR INFORMATION

This financial report is designed to provide a general overview of Beaufort County's finances for all those with an interest in the government's finances. Questions concerning any of the information provided in this report or requests for additional financial information should be addressed to the Finance Department, Post Office Box 1228, Beaufort, SC 29901-1228.

BEAUFORT COUNTY, SOUTH CAROLINA
STATEMENT OF NET POSITION
June 30, 2015

	Governmental Activities	Business-Type Activities	Totals
ASSETS			
Current Assets			
Cash and Equity in Pooled Cash and Investments	\$ 115,623,197	\$ 2,515,735	\$ 118,138,932
Receivables, Net	5,140,148	1,664,635	6,804,783
Due from Other Governments	10,299,235	-	10,299,235
Notes Receivable	72,857	-	72,857
Inventories	-	147,525	147,525
Prepaid Items	1,681,625	55,788	1,737,413
	<u>132,817,062</u>	<u>4,383,683</u>	<u>137,200,745</u>
Noncurrent Assets			
Equity in Pooled Investments	867,278	-	867,278
Notes Receivable	964,286	-	964,286
	<u>1,831,564</u>	<u>-</u>	<u>1,831,564</u>
Capital Assets			
Non-Depreciable	246,529,672	20,068,725	266,598,397
Depreciable	241,097,868	7,496,601	248,594,469
	<u>487,627,540</u>	<u>27,565,326</u>	<u>515,192,866</u>
Total Noncurrent Assets	<u>489,459,104</u>	<u>27,565,326</u>	<u>517,024,430</u>
Total Assets	<u>622,276,166</u>	<u>31,949,009</u>	<u>654,225,175</u>
DEFERRED OUTFLOWS OF RESOURCES			
Deferred Charge on Refundings	4,770,258	-	4,770,258
Contributions to pension plan	5,855,327	233,591	6,088,918
Pension experience differences	2,465,938	88,431	2,554,369
Total deferred outflows of resources	<u>13,091,523</u>	<u>322,022</u>	<u>13,413,545</u>
Total assets and deferred outflows of resources	<u>\$ 635,367,689</u>	<u>\$ 32,271,031</u>	<u>\$ 667,638,720</u>
LIABILITIES			
Current Liabilities			
Accounts Payable	8,329,686	589,221	8,918,907
Accrued Payroll	1,659,466	67,105	1,726,571
Accrued Compensated Absences	401,363	16,501	417,864
Internal Balances	(8,947,862)	8,947,862	-
Accrued Interest Payable	1,977,677	-	1,977,677
Claims Payable	1,068,028	-	1,068,028
Current Portion of Long Term Debt	16,399,540	-	16,399,540
Due to Others	1,384,537	-	1,384,537
	<u>22,272,435</u>	<u>9,620,689</u>	<u>31,893,124</u>
Noncurrent Liabilities			
Accrued Compensated Absences	3,058,665	125,306	3,183,971
Net Other Postemployment Benefits Obligation	1,353,498	38,502	1,392,000
Net Pension Liability	88,650,746	3,172,268	91,823,014
Long-Term Obligations	217,533,634	-	217,533,634
	<u>310,596,543</u>	<u>3,336,076</u>	<u>313,932,619</u>
Total Liabilities	<u>332,868,978</u>	<u>12,956,765</u>	<u>345,825,743</u>
DEFERRED INFLOWS OF RESOURCES			
Net pension change in projected investment earnings	8,340,727	294,809	8,635,536
Total deferred inflows of resources	<u>8,340,727</u>	<u>294,809</u>	<u>8,635,536</u>
NET POSITION			
Net Investment in capital assets	258,464,624	27,565,326	286,029,950
Restricted for:			
General Government Programs	10,801,831	-	10,801,831
Public Safety Programs	5,414,785	-	5,414,785
Public Works Programs	10,182,585	-	10,182,585
Public Health Programs	1,804,831	-	1,804,831
Public Welfare Programs	55,876	-	55,876
Cultural and Recreational Programs	5,186,097	-	5,186,097
Capital Projects	53,838,097	-	53,838,097
Debt Service	16,143,173	-	16,143,173
Unrestricted (Deficit)	<u>(67,733,915)</u>	<u>(8,545,869)</u>	<u>(76,279,784)</u>
Total Net Position	<u>\$ 294,157,984</u>	<u>\$ 19,019,457</u>	<u>\$ 313,177,441</u>
Total liabilities, deferred inflows of resources, and net position	<u>\$ 635,367,689</u>	<u>\$ 32,271,031</u>	<u>\$ 667,638,720</u>

The accompanying notes are an integral part of these financial statements.

BEAUFORT COUNTY, SOUTH CAROLINA
STATEMENT OF ACTIVITIES
For the Year Ended June 30, 2015

Functions/Programs	Program Revenues				Net (Expense) Revenue and Changes in Net Position		
	Expenses	Charges for Services	Operating Grants and Contributions	Capital Grants and Contributions	Primary Government		
					Governmental Activities	Business Type Activities	Totals
Governmental Activities							
General Government	\$ 34,268,122	\$ 18,874,705	\$ 1,656,423	\$ -	\$ (13,736,994)	\$ -	\$ (13,736,994)
Public Safety	53,323,890	7,372,252	1,610,499	302,602	(44,038,537)	-	(44,038,537)
Public Works	24,696,310	4,545,834	117,707	15,750,632	(4,282,137)	-	(4,282,137)
Public Health	10,667,458	597,297	6,746,189	-	(3,323,972)	-	(3,323,972)
Public Welfare	3,023,487	87,992	1,185,796	-	(1,749,699)	-	(1,749,699)
Cultural and Recreation	14,936,898	2,301,655	645,910	-	(11,989,333)	-	(11,989,333)
Interest	6,641,311	-	-	-	(6,641,311)	-	(6,641,311)
Total Governmental Activities	147,557,476	33,779,735	11,962,524	16,053,234	(85,761,983)	-	(85,761,983)
Business-Type Activities							
Stormwater Utility	3,534,035	3,232,499	-	-	-	(301,536)	(301,536)
Lady's Island Airport	703,949	552,091	-	14,116	-	(137,742)	(137,742)
Hilton Head Airport	4,517,883	1,777,043	65,450	1,462,076	-	(1,213,314)	(1,213,314)
Total Business-Type Activities	8,755,867	5,561,633	65,450	1,476,192	-	(1,652,592)	(1,652,592)
Total	\$ 156,313,343	\$ 39,341,368	\$ 12,027,974	\$ 17,529,426	\$ (85,761,983)	\$ (1,652,592)	\$ (87,414,575)
General Revenues							
Property Taxes					\$ 96,129,087	\$ -	\$ 96,129,087
Sales Taxes					105,253	-	105,253
Grants and Contributions Not Restricted					8,478,141	-	8,478,141
Unrestricted Investment Earnings					269,080	3,133	272,213
Special Item - decrease in other postemployment benefit cost					27,520,071	1,230,929	28,751,000
Miscellaneous					2,366,433	1,079	2,367,512
Total General Revenues and special items					134,868,065	1,235,141	136,103,206
Change in Net Position					49,106,082	(417,451)	48,688,631
Net Position, Beginning, as originally reported					332,887,563	22,578,082	355,465,645
Change in accounting principle for pensions - see Note 14					(87,835,661)	(3,141,174)	(90,976,835)
Net Position, Beginning, as restated					245,051,902	19,436,908	264,488,810
Net Position, Ending					\$ 294,157,984	\$ 19,019,457	\$ 313,177,441

The accompanying notes are an integral part of these financial statements.

BEAUFORT COUNTY, SOUTH CAROLINA
BALANCE SHEET
GOVERNMENTAL FUNDS
June 30, 2015

	General	County Wide General Obligation Bonds	Sales Tax Projects	Nonmajor Governmental Funds	Total Governmental Funds
ASSETS					
Cash and Equity in Pooled Cash and Investments	\$ 20,853,399	\$ 6,942,005	\$ 19,826,814	\$ 68,869,605	\$ 116,491,823
Receivables, Net	3,165,606	274,406	-	1,352,317	4,792,329
Due from Other Governments	3,019,163	181,792	5,262,822	1,835,458	10,299,235
Due from Other Funds	5,366,465	-	-	-	5,366,465
Advances to Enterprise Funds	-	3,581,397	-	-	3,581,397
Note receivable	-	1,037,143	-	-	1,037,143
Prepaid Items	1,607,787	-	-	72,404	1,680,191
Total Assets	<u>\$ 34,012,420</u>	<u>\$ 12,016,743</u>	<u>\$ 25,089,636</u>	<u>\$ 72,129,784</u>	<u>\$ 143,248,583</u>
LIABILITIES					
Accounts Payable	\$ 3,390,610	\$ -	\$ 2,974,973	\$ 1,564,596	\$ 7,930,179
Accrued Payroll	1,396,244	-	1,522	261,703	1,659,469
Due to Others	776,111	-	-	608,426	1,384,537
Total Liabilities	<u>5,562,965</u>	<u>-</u>	<u>2,976,495</u>	<u>2,434,725</u>	<u>10,974,185</u>
DEFERRED INFLOWS OF RESOURCES					
Unavailable revenue - property taxes	1,755,072	206,923	-	190,745	2,152,740
Total deferred inflows of resources	<u>1,755,072</u>	<u>206,923</u>	<u>-</u>	<u>190,745</u>	<u>2,152,740</u>
FUND BALANCE					
Nonspendable	1,607,787	4,392,238	-	72,404	6,072,429
Restricted	-	7,417,582	22,113,141	69,337,688	98,868,411
Committed	23,537	-	-	94,222	117,759
Assigned	381,041	-	-	-	381,041
Unassigned	24,682,018	-	-	-	24,682,018
Total Fund Balances	<u>26,694,383</u>	<u>11,809,820</u>	<u>22,113,141</u>	<u>69,504,314</u>	<u>130,121,658</u>
Total liabilities, deferred inflows of resources, and fund balances	<u>\$ 34,012,420</u>	<u>\$ 12,016,743</u>	<u>\$ 25,089,636</u>	<u>\$ 72,129,784</u>	<u>\$ 143,248,583</u>

The accompanying notes are an integral part of these financial statements.

BEAUFORT COUNTY, SOUTH CAROLINA
RECONCILIATION OF THE BALANCE SHEET OF GOVERNMENTAL
FUNDS TO THE STATEMENT OF NET POSITION
June 30, 2015

Total Governmental Fund Balances (Exhibit 3)	\$	130,121,658
Amounts reported for governmental activities in the statement of Net Position are different because:		
Capital assets used in governmental activities are not financial resources and, therefore, are not reported in governmental funds (\$487,627,540 less internal service fund balance of \$86,039).		487,541,501
Other long-term assets are not available to pay for current period expenditures and, therefore, are reported as deferred in governmental funds - property taxes.		2,152,740
Deferred charge on refundings of debt		4,770,258
Contributions to pension plan		5,855,327
Pension experience differences		2,465,938
Net pension change in projected investment earnings		(8,340,727)
Internal service funds are used by management to charge the costs of fleet services to individual funds. The assets and liabilities of the internal service fund are included in governmental activities in the Statement of Net Position.		34,440
Long-term liabilities, including bonds payable, are not due and payable in the current period and, therefore, are not reported in governmental funds.		<u>(330,443,151)</u>
Accrued Interest Payable		(1,977,677)
Claims payable		(1,068,028)
Current Portion of Long Term Debt		(16,399,540)
Accrued Compensated Absences		(3,460,028)
Net Other Post Employment Benefits Obligation		(1,353,498)
Net Pension Liability		(88,650,746)
Long-term obligations		<u>(217,533,634)</u>
Net Position of Governmental Activities	\$	<u>294,157,984</u>

The accompanying notes are an integral part of these financial statements.

BEAUFORT COUNTY, SOUTH CAROLINA
STATEMENT OF REVENUES, EXPENDITURES AND CHANGES IN FUND BALANCES
GOVERNMENTAL FUNDS
For the Year Ended June 30, 2015

	General	County Wide General Obligation Bonds	Sales Tax Projects	Nonmajor Governmental Funds	Total Governmental Funds
Revenues					
Property Taxes	\$ 77,616,896	\$ 9,072,492	\$ -	\$ 8,661,962	\$ 95,351,350
Licenses and Permits	2,980,846	-	-	9,093,955	12,074,801
Intergovernmental	8,133,250	230,404	13,239,003	15,009,129	36,611,786
Charges for Services	12,247,866	-	-	4,139,959	16,387,825
Fines and Forfeitures	751,667	-	-	321,807	1,073,474
Interest	30,685	128,114	52,226	58,057	269,082
Miscellaneous	487,853	-	455,460	1,422,400	2,365,713
Total Revenues	<u>102,249,063</u>	<u>9,431,010</u>	<u>13,746,689</u>	<u>38,707,269</u>	<u>164,134,031</u>
Expenditures					
Current					
General Government	20,284,682	-	-	5,073,468	25,358,150
Public Safety	45,600,505	-	-	2,780,766	48,381,271
Public Works	14,261,316	-	-	1,696,990	15,958,306
Public Health	2,470,465	-	-	8,019,783	10,490,248
Public Welfare	880,097	-	-	1,645,160	2,525,257
Cultural and Recreation	11,143,279	-	-	818,144	11,961,423
Debt Service - Principal	-	11,303,464	-	2,150,000	13,453,464
Debt Service - Interest and Fees	-	8,571,381	-	183,060	8,754,441
Capital Projects	2,461,006	-	23,507,547	10,201,765	36,170,318
Total Expenditures	<u>97,101,350</u>	<u>19,874,845</u>	<u>23,507,547</u>	<u>32,569,136</u>	<u>173,052,878</u>
Excess (deficiency) of revenues over expenditures	5,147,713	(10,443,835)	(9,760,858)	6,138,133	(8,918,847)
Other Financing Sources (Uses)					
Issuance of Bonds	-	2,260,000	-	17,190,000	19,450,000
Refunding Bond Proceeds	-	22,570,000	-	-	22,570,000
Payments to Refunding Debt Escrow Agent	-	(24,811,938)	-	-	(24,811,938)
Bond Premiums	-	3,438,394	-	-	3,438,394
Transfers In	1,257,189	9,885,813	-	8,486,616	19,629,618
Transfers Out	(3,483,188)	-	-	(16,146,430)	(19,629,618)
Total Other Financing Sources (Uses)	<u>(2,225,999)</u>	<u>13,342,269</u>	<u>-</u>	<u>9,530,186</u>	<u>20,646,456</u>
Net Change in Fund Balance	2,921,714	2,898,434	(9,760,858)	15,668,319	11,727,609
Fund Balance - beginning	<u>23,772,669</u>	<u>8,911,386</u>	<u>31,873,999</u>	<u>53,835,995</u>	<u>118,394,049</u>
Fund Balance - ending	<u>\$ 26,694,383</u>	<u>\$ 11,809,820</u>	<u>\$ 22,113,141</u>	<u>\$ 69,504,314</u>	<u>\$ 130,121,658</u>

The accompanying notes are an integral part of these financial statements.

BEAUFORT COUNTY, SOUTH CAROLINA
RECONCILIATION OF THE STATEMENT OF REVENUES, EXPENDITURES
AND CHANGES IN FUND BALANCES OF GOVERNMENTAL FUNDS
TO THE STATEMENT OF ACTIVITIES
For the Year Ended June 30, 2015

Amounts reported for governmental activities in the statement of activities (Exhibit 2) are different because:

Total Net Change in Fund Balances - Governmental Funds (Exhibit 4)		\$ 11,727,609
<p>Governmental funds report capital outlays as expenditures. However, in the statement of activities, the cost of those assets are allocated over their estimated useful lives and reported as depreciation expense. This is the amount by which capital outlay excluded depreciation in the current period.</p>		
Capital Outlay		35,155,803
Depreciation (\$19,351,845 less \$20,934 internal service fund depreciation)		(19,330,911)
<p>In the statement of activities, the loss on disposal of capital assets is reported. Conversely, governmental funds do not report any gain or loss on disposal of capital assets.</p>		
Net Book Value of Capital Assets Disposed		78,066
<p>Because some property taxes will not be collected for several months after the County's fiscal year ends, they are not considered "available" revenues in the governmental funds</p>		
Increase in Deferred Property Taxes		777,735
<p>The issuance of long-term debt (bonds, leases) provides current financial resources to governmental funds, while the repayment of the principal of long-term debt consumes the current financial resources of governmental funds. Neither transactions has any affect on net position. Also, governmental funds report the effect of premiums, discounts, and similar items when debt is first issued, whereas these amounts are deferred and amortized in the statement of activities. This amount is net of the effect of these differences in the treatment of long-term debt and related items.</p>		
Issuance of Long-Term Bonds		(19,450,000)
Refunding Bond Proceeds		(22,570,000)
Payments to Refunding Debt Escrow Agent		24,811,938
Bond Principal Payments		13,453,464
Addition of Bond Premiums on Long-Term Bonds		(3,438,394)
Amortization of Bond Premiums		1,862,685
Amortization of Deferred Charge on Advance Refundings		(492,458)
Capital Lease Payments		358,132
<p>Some expenses reported in the statement of activities do not require the use of current financial resources and, therefore, are not reported as expenditures in governmental funds</p>		
Decrease in Accrued Interest		742,903
Increase in claims payable		(1,068,028)
Increase in Accrued Compensated Absences		(203,340)
Increase in Pension Expense		(834,546)
Special item consisting of a decrease in the liability for other post employment benefit costs		27,520,071
The net revenue (expense) of certain activities of internal service funds reported with governmental activities		<u>5,353</u>
Change in Net Position of Governmental Activities		<u>\$ 49,106,082</u>

The accompanying notes are an integral part of these financial statements.

BEAUFORT COUNTY, SOUTH CAROLINA
STATEMENT OF REVENUES, EXPENDITURES AND CHANGES IN FUND BALANCES
BUDGET (GAAP BASIS) AND ACTUAL
GENERAL FUND
For the Year Ended June 30, 2015

	GENERAL			Variance with Final Budget Positive (Negative)
	Original Budget	Final Budget	Actual	
Revenues				
Property Taxes	\$ 76,679,000	\$ 76,679,000	\$ 77,616,896	\$ 937,896
Licenses and Permits	2,789,000	2,789,000	2,980,846	191,846
Intergovernmental	7,865,416	7,770,416	8,133,250	362,834
Charges for Services	10,102,715	10,102,715	12,247,866	2,145,151
Fines and Forfeitures	633,642	728,642	751,667	23,025
Interest	27,085	27,085	30,685	3,600
Miscellaneous	<u>226,136</u>	<u>226,136</u>	<u>487,853</u>	<u>261,717</u>
Total Revenues	<u>98,322,994</u>	<u>98,322,994</u>	<u>102,249,063</u>	<u>3,926,069</u>
Expenditures				
General Government	21,125,740	20,662,011	20,284,682	377,329
Public Safety	46,568,247	45,839,191	45,600,505	238,686
Public Works	14,547,196	14,347,196	14,261,316	85,880
Public Health	3,291,903	2,671,501	2,470,465	201,036
Public Welfare	926,088	926,088	880,097	45,991
Cultural and Recreation	11,360,063	11,360,063	11,143,279	216,784
Capital	<u>878,976</u>	<u>1,447,297</u>	<u>2,461,006</u>	<u>(1,013,709)</u>
Total Expenditures	<u>98,698,213</u>	<u>97,253,347</u>	<u>97,101,350</u>	<u>151,997</u>
Excess of Revenues Over Expenditures	(375,219)	1,069,647	5,147,713	4,078,066
Other Financing Sources (Uses)				
Transfers In	1,268,750	1,268,750	1,257,189	(11,561)
Transfers Out	<u>(3,560,068)</u>	<u>(3,560,068)</u>	<u>(3,483,188)</u>	<u>76,880</u>
Total Other Financing Sources (Uses)	<u>(2,291,318)</u>	<u>(2,291,318)</u>	<u>(2,225,999)</u>	<u>65,319</u>
Net Change in Fund Balance	(2,666,537)	(1,221,671)	2,921,714	4,143,385
Fund Balance - beginning	<u>23,772,669</u>	<u>23,772,669</u>	<u>23,772,669</u>	<u>-</u>
Fund Balance - ending	<u>\$ 21,106,132</u>	<u>\$ 22,550,998</u>	<u>\$ 26,694,383</u>	<u>\$ 4,143,385</u>

The accompanying notes are an integral part of these financial statements.

BEAUFORT COUNTY, SOUTH CAROLINA
 COMBINING STATEMENT OF NET POSITION
 PROPRIETARY FUNDS
 June 30, 2015

	Business-Type Activities - Enterprise Funds				Internal Service Fund
	Stormwater Utility	Lady's Island Airport	Hilton Head Airport	Totals	Garage
ASSETS					
Current Assets					
Cash and Cash Equivalents	\$ 2,515,285	\$ 250	\$ 200	\$ 2,515,735	\$ -
Receivables, Net	117,949	32,866	1,513,820	1,664,635	347,819
Inventories	73,741	73,784	-	147,525	-
Prepayments	22,259	7,296	26,233	55,788	1,434
Total Current Assets	<u>2,729,234</u>	<u>114,196</u>	<u>1,540,253</u>	<u>4,383,683</u>	<u>349,253</u>
Capital Assets	3,067,236	4,824,742	31,547,786	39,439,764	445,159
Accumulated Depreciation	(2,165,132)	(938,874)	(8,770,432)	(11,874,438)	(359,120)
	<u>902,104</u>	<u>3,885,868</u>	<u>22,777,354</u>	<u>27,565,326</u>	<u>86,039</u>
Total Assets	<u>3,631,338</u>	<u>4,000,064</u>	<u>24,317,607</u>	<u>31,949,009</u>	<u>435,292</u>
DEFERRED OUTFLOWS OF RESOURCES					
Contributions to pension plan	126,782	8,383	98,426	233,591	-
Pension experience differences	53,749	4,197	30,485	88,431	-
Total deferred outflows of resources	<u>180,531</u>	<u>12,580</u>	<u>128,911</u>	<u>322,022</u>	<u>-</u>
Total assets and deferred outflows of resources	<u>\$ 3,811,869</u>	<u>\$ 4,012,644</u>	<u>\$ 24,446,518</u>	<u>\$ 32,271,031</u>	<u>\$ 435,292</u>
LIABILITIES					
Current Liabilities					
Account Payable	\$ 245,957	\$ 76,238	\$ 267,026	\$ 589,221	\$ 400,852
Accrued Payroll	42,506	2,838	21,761	67,105	-
Accrued Compensated Absences	10,170	625	5,705	16,501	-
Due to General Fund	-	385,738	4,980,727	5,366,465	-
Current Portion of Due to Debt Service Fund	-	-	153,445	153,445	-
Total Current Liabilities	<u>298,633</u>	<u>465,439</u>	<u>5,428,664</u>	<u>6,192,737</u>	<u>400,852</u>
Noncurrent Liabilities					
Accrued Compensated Absences	77,235	4,746	43,326	125,306	-
Net Other Postemployment Benefits Obligation	17,770	2,962	17,770	38,502	-
Net Pension Liability	1,897,384	148,170	1,126,714	3,172,268	-
Due to Debt Service Fund	-	-	3,427,952	3,427,952	-
Total Noncurrent Liabilities	<u>1,992,389</u>	<u>155,878</u>	<u>4,615,762</u>	<u>6,764,028</u>	<u>-</u>
Total Liabilities	<u>2,291,022</u>	<u>621,317</u>	<u>10,044,426</u>	<u>12,956,765</u>	<u>400,852</u>
DEFERRED INFLOWS OF RESOURCES					
Net pension change in projected investment earnings	159,919	12,488	122,402	294,809	-
Total deferred inflows of resources	<u>159,919</u>	<u>12,488</u>	<u>122,402</u>	<u>294,809</u>	<u>-</u>
NET POSITION					
Net investment in capital assets	902,104	3,885,868	22,777,354	27,565,326	86,039
Unrestricted (Deficit)	458,824	(507,029)	(8,497,664)	(8,545,869)	(51,599)
Total Net Position	<u>\$ 1,360,928</u>	<u>\$ 3,378,839</u>	<u>\$ 14,279,690</u>	<u>\$ 19,019,457</u>	<u>\$ 34,440</u>
Total liabilities, deferred inflows of resources, and net position	<u>\$ 3,811,869</u>	<u>\$ 4,012,644</u>	<u>\$ 24,446,518</u>	<u>\$ 32,271,031</u>	<u>\$ 435,292</u>

The accompanying notes are an integral part of these financial statements.

BEAUFORT COUNTY, SOUTH CAROLINA
 COMBINING STATEMENT OF REVENUES, EXPENSES AND CHANGES IN FUND NET POSITION
 PROPRIETARY FUNDS
 For the Year Ended June 30, 2015

	Business-Type Activities - Enterprise Funds				Internal
	Stormwater	Lady's Island	Hilton Head	Totals	Service Fund
	Utility	Airport	Airport		Garage
Operating Revenues					
Garage Billings	\$ -	\$ -	\$ -	\$ -	\$ 2,050,842
Fuel and Oil Sales	-	407,747	-	407,747	2,180,875
Stormwater Utility Fees	3,125,606	-	-	3,125,606	-
Stormwater Utility Project Billings	106,893	-	-	106,893	-
Fixed Base Operator Revenue	-	-	315,923	315,923	-
Passenger Facility Charges	-	-	191,461	191,461	-
Operating Agreements/Commission Revenue	-	930	430,430	431,360	-
Concession Sales	-	4,096	-	4,096	-
Firefighting/Security Fees	-	-	281,731	281,731	-
Landing Fees	-	10,400	95,549	105,949	-
Parking/Taxi Fees	-	-	52,068	52,068	-
Rentals	-	-	189,646	189,646	-
Hangar Rentals	-	128,404	179,808	308,212	-
Other Charges	1,079	514	40,427	42,020	-
Total Operating Revenues	<u>3,233,578</u>	<u>552,091</u>	<u>1,777,043</u>	<u>5,562,712</u>	<u>4,231,717</u>
Operating Expenses					
Costs of Sales and Services	-	275,400	-	275,400	-
Personnel	1,917,635	126,367	1,032,115	3,076,117	-
Purchased Services	1,114,523	123,109	411,492	1,649,124	2,023,919
Supplies	311,976	6,582	57,624	376,182	2,181,511
Depreciation	189,901	60,470	549,338	799,709	20,934
Total Operating Expenses	<u>3,534,035</u>	<u>591,928</u>	<u>2,050,569</u>	<u>6,176,532</u>	<u>4,226,364</u>
Operating (Loss) Income	(300,457)	(39,837)	(273,526)	(613,820)	5,353
Non-Operating Revenues (Expenses)					
Operating grant - Transportation Security Administration	-	-	65,450	65,450	-
Non-Operating Grant Expenses	-	(112,021)	(2,388,426)	(2,500,447)	-
Interest Income	2,670	35	428	3,133	-
Interest Expense	-	-	(78,888)	(78,888)	-
Total Non-Operating Revenues (Expenses)	<u>2,670</u>	<u>(111,986)</u>	<u>(2,401,436)</u>	<u>(2,510,752)</u>	<u>-</u>
(Loss) Income before capital contributions and special items	(297,787)	(151,823)	(2,674,962)	(3,124,572)	5,353
Capital Contributions					
Capital Grants - Federal Aviation Administration	-	-	1,285,908	1,285,908	-
Capital Grants - South Carolina Aeronautical Commission	-	14,116	176,168	190,284	-
Total Capital Contributions	<u>-</u>	<u>14,116</u>	<u>1,462,076</u>	<u>1,476,192</u>	<u>-</u>
Special Item - decrease in other postemployment benefit cost	<u>867,222</u>	<u>35,306</u>	<u>328,401</u>	<u>1,230,929</u>	<u>-</u>
Change in Net Position	569,435	(102,401)	(884,485)	(417,451)	5,353
Net Position, Beginning, as originally reported	<u>2,661,628</u>	<u>3,627,282</u>	<u>16,289,172</u>	<u>22,578,082</u>	<u>29,087</u>
Change in accounting principle for pensions - see Note 14	<u>(1,870,135)</u>	<u>(146,042)</u>	<u>(1,124,997)</u>	<u>(3,141,174)</u>	<u>-</u>
Net Position, Beginning, as restated	<u>791,493</u>	<u>3,481,240</u>	<u>15,164,175</u>	<u>19,436,908</u>	<u>29,087</u>
Net Position, Ending	<u>\$ 1,360,928</u>	<u>\$ 3,378,839</u>	<u>\$ 14,279,690</u>	<u>\$ 19,019,457</u>	<u>\$ 34,440</u>

The accompanying notes are an integral part of these financial statements.

BEAUFORT COUNTY, SOUTH CAROLINA
COMBINING STATEMENT OF CASH FLOWS
PROPRIETARY FUNDS
For the Year Ended June 30, 2015

	Business-Type Activities - Enterprise Funds				Internal
	Stormwater	Lady's Island	Hilton Head	Totals	Service Fund
	Utility	Airport	Airport		Garage
Cash Flows from Operating Activities:					
Cash Received from Customers and Users	\$ 3,276,548	\$ 569,020	\$ 1,482,069	\$ 5,327,637	\$ 4,148,775
Cash Paid to Employees	(1,905,881)	(124,830)	(1,042,687)	(3,073,398)	-
Cash Paid to Suppliers	(1,193,618)	(319,846)	3,102,892	1,589,428	(4,412,200)
Total Provided By (Used For) Operating Activities	<u>177,049</u>	<u>124,344</u>	<u>3,542,274</u>	<u>3,843,667</u>	<u>(263,425)</u>
Cash Flows from Noncapital Financing Activities:					
Operating Grant - TSA	-	-	65,450	65,450	-
Non-Operating Grant Expenses	-	(112,021)	(2,388,426)	(2,500,447)	-
Principal Payment on Note Payable	-	-	(129,229)	(129,229)	-
Interest Paid on Note Payable	-	-	(78,888)	(78,888)	-
Total Used For Noncapital Financing Activities	<u>-</u>	<u>(112,021)</u>	<u>(2,531,093)</u>	<u>(2,643,114)</u>	<u>-</u>
Cash Flows from Capital and Related					
Financing Activities:					
FAA Grants	-	-	1,285,908	1,285,908	-
SCAC Grants	-	14,116	176,168	190,284	-
Advance from Debt Service Fund	-	-	2,260,000	2,260,000	-
Purchase of Capital Assets	(285,517)	(26,474)	(4,733,685)	(5,045,676)	-
Total Used For Capital and Related Activities	<u>(285,517)</u>	<u>(12,358)</u>	<u>(1,011,609)</u>	<u>(1,309,484)</u>	<u>-</u>
Cash Flows from Investing Activities:					
Interest Earned	2,670	35	428	3,133	-
Net Decrease in Cash and Cash Equivalents	<u>(105,798)</u>	<u>-</u>	<u>-</u>	<u>(105,798)</u>	<u>(263,425)</u>
Cash and Cash Equivalents, July 1, 2014	<u>2,621,083</u>	<u>250</u>	<u>200</u>	<u>2,621,533</u>	<u>263,425</u>
Cash and Cash Equivalents, June 30, 2015	<u>\$ 2,515,285</u>	<u>\$ 250</u>	<u>\$ 200</u>	<u>\$ 2,515,735</u>	<u>\$ -</u>

The accompanying notes are an integral part of these financial statements.

BEAUFORT COUNTY, SOUTH CAROLINA
COMBINING STATEMENT OF CASH FLOWS
PROPRIETARY FUNDS
For the Year Ended June 30, 2015

	Business-Type Activities - Enterprise Funds				Internal
	Stormwater Utility	Lady's Island Airport	Hilton Head Airport	Totals	Service Fund Garage
Reconciliation of Operating Income to Net Cash					
Flows Provided by (Used for) Operating Activities:					
Operating (Loss) Income	\$ (300,457)	\$ (39,837)	\$ (273,526)	\$ (613,820)	\$ 5,353
Adjustments to Reconcile:					
Depreciation	189,901	60,470	549,338	799,709	20,934
Changes in Assets and Liabilities:					
Decrease (Increase) in Accounts Receivable	42,970	16,929	(294,974)	(235,075)	(82,942)
Decrease (Increase) in Inventories	40,109	(6,550)	-	33,559	-
(Increase) Decrease in Other Current Assets	(1,586)	(181)	12,073	10,306	-
Increase (Decrease) in Accounts Payable	194,358	53,658	(212,232)	35,784	(206,770)
Increase in Due to General Fund	-	38,318	3,772,167	3,810,485	-
Decrease in Accrued Payroll	(8,487)	(1,014)	(9,657)	(19,158)	-
Increase in Accrued Compensated Absences	13,604	515	3,877	17,996	-
Increase (Decrease) in pension deferred inflows/outflows and liability	6,637	2,036	(4,792)	3,881	-
	287,605	103,711	3,266,462	3,657,778	(289,712)
Net Cash Flow Provided by (Used for)					
Operating Activities	\$ 177,049	\$ 124,344	\$ 3,542,274	\$ 3,843,667	\$ (263,425)

The accompanying notes are an integral part of these financial statements.

BEAUFORT COUNTY, SOUTH CAROLINA
STATEMENT OF FIDUCIARY NET POSITION
AGENCY FUNDS
June 30, 2015

ASSETS

Cash and Equity in Pooled Cash and Investments

\$ 170,623,247

LIABILITIES

Due to Agency

\$ 170,623,247

Fran Baer
Beaufort County Resident



BEAUFORT COUNTY, SOUTH CAROLINA
NOTES TO THE FINANCIAL STATEMENTS
For the Year Ended June 30, 2015

1. **Summary of Significant Accounting Policies**

The financial statements of Beaufort County, South Carolina, have been prepared in conformity with accounting principles (GAAP) generally accepted in the United States of America as applied to governmental units. The Governmental Accounting Standards Board (GASB) is the accepted standard-setting body for establishing governmental accounting and financial reporting principles. The more significant of the government's accounting policies are described below.

Reporting Entity

Beaufort County operates under the Council/Administrator form of government with Council members elected for four-year terms from each of the eleven single-member districts. This report includes all funds of Beaufort County that are controlled by this governing body, and are considered to be the "reporting entity" known as Beaufort County.

Government-Wide Financial Statements

The statement of net position and the statement of activities display information about the County as a whole. These statements include the financial activities of the primary government, except for fiduciary funds. For the most part, the effect of interfund activity has been removed from the statements. The statements distinguish between those activities of the County that are governmental and those that are considered business-type activities.

The statement of net position presents the financial condition of the governmental and business-type activities for the County at year-end. The statement of activities presents a comparison between direct expenses and program revenues for each program or function of the County's governmental activities and for the business-type activities of the County. Direct expenses are those that are specifically associated with a service, program, or department and therefore clearly identifiable to a particular function. Program revenues include charges paid by the recipient for the goods or services offered by the program, grants and contributions that are restricted to meeting the operational or capital requirements of a particular program, and interest earned on grants that is required to be used to support a particular program. Revenues which are not classified as program revenues are presented as general revenues of the County, with certain limited exceptions. The comparison of direct expenses with program revenues identifies the extent to which each business segment or governmental function is self-financing or draws from the general revenues of the County.

Fund Financial Statements

During the year, the County segregates transactions related to certain County functions or activities in separate funds in order to aid financial management and to demonstrate legal compliance. Fund financial statements are designed to present financial information of the County at this more detailed level. The focus of governmental and enterprise fund financial statements is on major funds. Each major fund is presented in a separate column. Nonmajor funds are aggregated and presented in a single column.

Measurement Focus, Basis of Accounting, and Financial Statement Presentation

The government-wide financial statements are reported using the *economic resources measurement focus* and the *accrual basis of accounting*, as is the proprietary fund. The fiduciary fund financial statements are reported using *no measurement focus* and the *accrual basis of accounting*. Revenues are recorded when earned and expenses are recorded when a liability is incurred, regardless of the timing of related cash flows. Property taxes are recognized as revenues in the year for which they are levied. Grants and similar items are recognized as revenue as soon as all eligibility requirements imposed by the provider have been met.

Governmental fund financial statements are reported using the *current financial resources measurement focus* and the *modified accrual basis of accounting*. Revenues are recognized as soon as they are both measurable and available. Revenues are considered to be *available* when they are collectible within the current period or soon enough thereafter to pay liabilities of the current period. For this purpose, the government considers revenues to be available if they are collected within 60 days of the end of the current fiscal period. Expenditures generally are recorded when a liability is incurred, as under accrual accounting. However, debt service expenditures, as well as expenditures related to compensated absences and claims and judgments, are recorded only when payment is due.

BEAUFORT COUNTY, SOUTH CAROLINA
NOTES TO THE FINANCIAL STATEMENTS
For the Year Ended June 30, 2015

1. Summary of Significant Accounting Policies – Continued:

Property taxes, franchise taxes, licenses, and interest associated with the current fiscal period are all considered to be susceptible to accrual and so have been recognized as revenues of the current fiscal period. All other revenue items are considered to be measurable and available only when cash is received by the government.

The government reports the following major governmental funds:

The **general fund** is the government's primary operating fund. It accounts for all financial resources of the general government, except those required to be accounted for in another fund.

The **county wide general obligation bond fund** accounts for the expenditures of the bond proceeds of the bonds issued for various capital projects throughout the County.

The **sales tax projects fund** accounts for the expenditure of the 1% local sales tax referendum proceeds which are used for various capital projects throughout the County.

The County reports the following enterprise funds as major proprietary funds:

The **stormwater utility fund** is used to account for all revenue and expenses related to the County's Stormwater Utility operations.

The **Lady's Island Airport fund** is used to account for all revenue and expenses related to the County's Lady's Island Airport.

The **Hilton Head Island Airport fund** is used to account for all revenue and expenses related to the County's Hilton Head Island Airport.

The County's proprietary funds also include an **Internal Service Fund** to account for the financing of goods and services provided by one department or agency to other departments or agencies of the County or to other governments, on a user charge basis. This fund include the County Garage, which accounts for the maintenance and repair of vehicles.

Additionally, the government reports the following non-major fund types:

Special Revenue Funds

The special revenue funds are used to account for the proceeds of specific revenue sources (other than special assessments, or major capital projects) that are legally restricted or committed to expenditures for specified purposes other than debt service and capital projects.

Debt Service Funds

Debt service funds are used to account for the accumulation of restricted resources for, and the payment of, general long-term debt principal and interest.

Capital Projects Funds

Capital projects funds are used to account for financial restricted resources to be used for the acquisition or construction of major capital facilities.

Agency Funds

The agency funds account for monies held on behalf of school districts, special districts, and other agencies that use the County as a depository or property taxes are collected on behalf of the other governments. These funds are custodial in nature and do not involve measurement of results of operations.

BEAUFORT COUNTY, SOUTH CAROLINA
NOTES TO THE FINANCIAL STATEMENTS
For the Year Ended June 30, 2015

1. Summary of Significant Accounting Policies – Continued:

As a general rule, the effect of interfund activity has been eliminated from the government-wide financial statements. Exceptions to this general rule are charges between the government's garage function and various other functions of the government. Elimination of these charges would distort the direct costs and program revenues reported for the various functions concerned.

Amount reported as *program revenues* include (1) charges to customers or applicants for goods, services, or privileges provided, (2) operating grants and contributions, and (3) capital grants and contributions. Internally dedicated resources are reported as *general revenues* rather than as program revenues. Likewise, general revenues include all taxes.

Proprietary funds distinguish *operating revenues* and *expenses* from *nonoperating* items. Operating revenues and expenses generally result from providing services and producing and delivering goods in connection with a proprietary fund's principal ongoing operations. The principal operating revenues of the County enterprise fund are charges to customers for sales and services. Operating expenses for enterprise funds include the cost of sales and services, administrative expenses, and depreciation on capital assets. All revenues and expenses not meeting this definition are reported as nonoperating revenues and expenses.

Net Position - Net position represents the difference between assets, liabilities and deferred inflows/outflows of resources. Net position invested in net capital assets consists of capital assets, net of accumulated depreciation, reduced by the outstanding balances of any borrowing used for the acquisition, construction or improvements of those assets. Net position is reported as restricted when there are limitations imposed on their use either through the enabling legislation adopted by the County or through external restriction imposed by creditors, grantors, laws, or regulations of other governments. Net position invested in net capital assets was as follows:

	Governmental	Business Type
Net Capital Assets	\$ 487,627,540	\$ 27,565,326
Less: Current Portion of Long Term Debt	(16,399,540)	-
Long-Term Obligations	(217,533,634)	-
Add Deferred Charge on Refundings	4,770,258	-
	\$ 258,464,624	\$ 27,565,326

Deferred outflows/inflows of resources – In addition to assets, the statement of financial position will sometimes report a separate section for deferred outflows of resources. This separate financial statement element, *deferred outflows of resources*, represents a consumption of net position that applies to a future period(s) and so will *not* be recognized as an outflow of resources (expense/expenditure) until then. The government has three items that qualify for reporting in this category. These items include the deferred charge on refundings, contributions to the pension plan and pension experience differences. A deferred charge on refunding results from the difference in the carrying value of refunded debt and its reacquisition price. This amount is deferred and amortized over the shorter of the life of the refunded or refunding debt. Additionally, changes in net pension liability due to liability experience not included in pension expense and employer contributions subsequent to the measurement date of the net pension liability are reported as deferred outflows of resources. In addition to liabilities, the statement of financial position will sometimes report a separate section for deferred inflows of resources. This separate financial statement element, *deferred inflows of resources*, represents an acquisition of net position that applies to a future period(s) and so will *not* be recognized as an inflow of resources (revenue) until that time. The government has two items that qualify for reporting in this category. *Unavailable revenue*, is reported only in the governmental funds balance sheet. The governmental funds report unavailable revenues from two sources: property taxes and special assessments. These amounts are deferred and recognized as an inflow of resources in the period that the amounts become available. Additionally, changes in net pension liability due to actual versus projected investment earnings not included in pension expense are reported as deferred inflows of resources in the government-wide statement of net position.

BEAUFORT COUNTY, SOUTH CAROLINA
NOTES TO THE FINANCIAL STATEMENTS
For the Year Ended June 30, 2015

1. Summary of Significant Accounting Policies – Continued:

Net position flow assumption - Sometimes the County will fund outlays for a particular purpose from both restricted (e.g., restricted bond or grant proceeds) and unrestricted resources. In order to calculate the amounts to report as restricted – net position and unrestricted – net position in the government-wide and proprietary fund financial statements, a flow assumption must be made about the order in which the resources are considered to be applied. It is the County's policy to consider restricted – net position to have been depleted before unrestricted – net position is applied.

Cash and cash equivalents – The County's cash and cash equivalents are considered to be cash on hand, demand deposits, and short-term investments with original maturities of three months or less from the date of acquisition.

Equity in Pooled Cash and Investments - The County maintains a pooled cash and investment account for all funds for accounting and investment purposes. This gives the County the ability to invest idle cash for short periods of time and to earn the most favorable available rate of return. The "equity in pooled cash and investments" represents the amount of pooled cash and investments owned by each fund of the County. Certain individual funds may reflect a cash deficit, from time to time. These cash deficits are not considered an equity transfer since the transfer has not been approved by County Council and is considered to be temporary in nature.

Investments - Investments consist of certificates of deposit and repurchase agreements. With the majority of the County's investments maturing in less than 1 year, all investments are recorded at cost, which approximates fair value.

Receivables - All receivables are reported at their gross value and when appropriate, are reduced by the estimated portion that is uncollectible.

Inventories - Inventories consist of fuels and supplies (enterprise funds) and are stated at the lower of "first-in, first-out" cost or market.

Capital Assets - Capital assets purchased or acquired with an original cost of \$5,000 or more are reported at historical cost or estimated historical cost. Contributed assets are reported at fair market value as of the date received. Additions, improvements and other capital outlays that significantly extend the useful life of an asset are capitalized. Other costs incurred for repairs and maintenance are expensed as incurred. Depreciation on all assets is calculated on the straight-line basis starting in the month of purchase/completion over the following estimated useful lives:

Buildings	25 Years
Improvements	25 Years
Infrastructure	25 Years
Equipment	5 - 10 Years

In lieu of annual depreciation, the County has elected to use the "modified approach" for its infrastructure assets within its Hilton Head Island Airport and its Lady's Island Airport, which consists of reporting as required supplemental information (RSI) the current assessed condition of the assets pursuant to its runway, taxiway, and apron management system and the estimated annual amounts to maintain and preserve such assets along with actual amounts expensed during the period.

BEAUFORT COUNTY, SOUTH CAROLINA
NOTES TO THE FINANCIAL STATEMENTS
For the Year Ended June 30, 2015

1. Summary of Significant Accounting Policies – Continued:

Long-Term Obligations – In the government-wide financial statements and proprietary funds financial statements, long-term debt and other long-term obligations are reported as liabilities in the applicable government activities, business-type activities, or proprietary fund type statement of net position. Bond premiums and discounts are deferred and amortized over the life of the bonds using the effective interest method.

In the fund financial statements, governmental fund types recognize bond premiums and discounts during the current period. The face amount of debt issued is reported as bond proceeds. Premiums received on debt issuances are reported as interest on investments while discounts and issuance costs are reported as interest and fees expenditures.

Compensated Absences – The County accrues compensated absences and associated employee-related costs when earned by the employee. The general fund is used to liquidate the liability for non-proprietary fund accrued compensated absences.

Due to and from Other Funds/Internal Balances – Interfund receivables and payables in the fund financial statements and internal balances in the government-wide financial statements arise from interfund transactions and are recorded by all funds affected in the period in which transactions are executed. As a general rule, the effect of interfund activity has been eliminated from the government-wide financial statements.

Revenues – Substantially all governmental fund revenues are accrued. Property taxes are billed and collected within the same period in which the taxes are levied.

Expenditures – Expenditures are recognized when the related fund liability is incurred.

Use of Estimates – The preparation of financial statements in conformity with generally accepted accounting principles requires management to make estimates and assumptions that affect the County's financial position and results of operations and disclosure of contingent assets and liabilities. Actual results could differ from those estimates.

Budgets and Budgetary Accounting - The County uses GAAP as the basis for its budgeting and uses the following procedures in establishing the budgetary data reflected in the financial statements:

- (1) The County Administrator submits to County Council, prior to June 1, proposed operating, special revenue, debt service, and capital improvement (CIP) budgets for the fiscal year commencing July 1. The operating, special revenue, debt service, and CIP budgets include proposed expenditures, revenues, and financing sources.
- (2) The Council requires such changes to be made as it deems necessary, provided the budget remains in balance and is subject to the notice of hearing requirements of Section 4-9-140 of the South Carolina Statutes.
- (3) Public hearings are held pursuant to Section 4-9-140 of the South Carolina Statutes in order for the Council to adopt the tentative and final budget.
- (4) Prior to July 1, the operating, special revenue, debt service and CIP budgets are legally enacted through passage of an ordinance setting forth anticipated revenues and appropriations by fund.
- (5) The County Administrator or his designee is authorized to transfer funds among operating accounts or among capital accounts within a department. All transfers over \$10,000 between departments and programs or between operating and capital accounts must be authorized by the Council in accordance with Section 4-9-140 of the South Carolina Statutes. In accordance with County Ordinance #2006/14, Section 12, amounts of \$10,000 or less can be approved by the Council Chairman and/or Council Finance Committee Chairman; transfers of \$5,000 or less can be approved by the County Administrator and/or his designee.

BEAUFORT COUNTY, SOUTH CAROLINA
NOTES TO THE FINANCIAL STATEMENTS
For the Year Ended June 30, 2015

1. Summary of Significant Accounting Policies – Continued:

- (6) Formal budgetary integration is employed as a measurement control device for all governmental funds of the County. The legal level of budgetary control (i.e. the level at which expenditures may not legally exceed appropriations) is the department level.
- (7) Budgets for the governmental fund types are adopted on a basis consistent with generally accepted accounting principles.
- (8) Revenues in excess of the current budget ordinance may be expended as directed by the revenue source or for the purpose for which the funds were generated without further approval by County Council, as per Section 14 of County Ordinance #2006/14.

2. Cash and Equity in Pooled Cash and Investments

Custodial Credit Risk - Deposits

Custodial credit risk is the risk that in the event of a bank failure, the County's deposits may not be returned. The County does not have a deposit policy for custodial credit risk. At June 30, 2015, the carrying amount of the County's deposits was \$61,914,287 and the bank balance was \$71,145,148. State law requires that all of the County's deposits be covered by FDIC insurance or by collateral held by the pledging financial institutions' trust department in the County's name. The County's deposits were fully insured or collateralized as of June 30, 2015.

Investments

As of June 30, 2015, the County has the following investments:

Investment Type	Investment Maturities (in Years)				
	Fair Value	Less than 1	1 - 5	6 - 10	Thereafter
US Governmental Agency Obligations	\$ 113,860,843	112,993,566	\$ 210,000	\$ 200,000	\$ 457,277
	113,860,843	112,993,566	210,000	200,000	457,277
South Carolina Local Government Investment Pool	113,854,327	113,854,327	-	-	-
	<u>\$ 227,715,170</u>	<u>\$ 226,847,893</u>	<u>\$ 210,000</u>	<u>\$ 200,000</u>	<u>\$ 457,277</u>

Interest Rate Risk

The County strictly adheres to the State's investment policy that limits investment maturities as a means of managing its exposure to fair value losses arising from increasing interest rates.

Credit Risk

The County strictly adheres to the State's investment policy that would further limit its investment choices. The fair value of the County's position in the South Carolina Local Government Investment Pool (LGIP) is the same as the value of pool shares. The regulatory oversight for the LGIP is the State of South Carolina. As of June 30, 2015, the underlying security ratings of the County's investment in the LGIP may be obtained from the LGIP's complete financial statements. LGIP is rated A for long-term unsecured debt and A-1 for short-term notes by Standard & Poor's. These financial statements may be obtained by writing to the following address:

The State Treasurer's Office
Local Government Investment Pool
Post Office Box 11778
Columbia, SC 29211

BEAUFORT COUNTY, SOUTH CAROLINA
NOTES TO THE FINANCIAL STATEMENTS
For the Year Ended June 30, 2015

2. Cash and Equity in Pooled Cash and Investments- Continued:

The County's investments in U.S. Government Agency Obligations were rated AA+ by Standard & Poor's and Aa1 by Moody's Investor Service.

Concentration of Credit Risk

The County places no limit on the amount the County may invest in any one issuer. As of June 30, 2015, the County had investments with three issuers that exceeded 5% of total investments.

3. Receivables/Due from Other Governments/Note Receivable

All property taxes receivable are shown net of allowances for uncollectibles. The County considers all taxes to be collectible; therefore, no allowance for uncollectibles has been established.

The following details receivables -net by fund:

	General Fund	County Wide General Obligation Bonds	Nonmajor Governmental Funds
Property Tax Receivable	\$ 2,328,222	\$ 274,406	\$ 250,698
Licenses and Fees Receivable	-	-	780,660
Accounts Receivable - Other	837,384	-	320,959
	<u>\$ 3,165,606</u>	<u>\$ 274,406</u>	<u>\$ 1,352,317</u>

	Stormwater Utility	Lady's Island Airport	Hilton Head Airport	Internal Service Fund - Garage
Licenses and Fees Receivable	\$ 117,949	\$ 32,866	\$ 1,513,820	\$ 347,819
	<u>\$ 117,949</u>	<u>\$ 32,866</u>	<u>\$ 1,513,820</u>	<u>\$ 347,819</u>

Key dates in the property tax cycle for tax year 2014 are as follows:

Assessment Date	August 18, 2014
Property Taxes Levied	August 25, 2014
Tax Bills Rendered	November 4, 2014
Property Taxes Payable	March 17, 2015
Delinquency Date	March 18, 2015
Tax Sale Date	October 6, 2015

The following details the due from other governments by fund as of June 30, 2015:

	General Fund	County Wide General Obligation Bonds	Sales Tax Projects	Nonmajor Governmental Funds
General Government Programs	\$ 3,019,163	\$ 181,792	\$ -	\$ 488,224
Public Safety Programs	-	-	-	216,276
Public Works Programs	-	-	-	541,755
Alcohol & Drug Programs	-	-	-	90,552
Disabilities & Special Needs Programs	-	-	-	354,868
Public Welfare Programs	-	-	-	93,513
Cultural & Recreational Programs	-	-	-	45,696
Capital Projects	-	-	5,262,822	4,574
	<u>\$ 3,019,163</u>	<u>\$ 181,792</u>	<u>\$ 5,262,822</u>	<u>\$ 1,835,458</u>

BEAUFORT COUNTY, SOUTH CAROLINA
NOTES TO THE FINANCIAL STATEMENTS
For the Year Ended June 30, 2015

3. Receivables/Due from Other Governments/Note Receivable- Continued:

In November 2006, the County issued \$17,500,000 in General Obligation bonds bearing interest rates of 3.5% to 8.0% and with varying maturities through 2026. The Technical College of the Lowcountry's portion of this bond is \$1,500,000.

The following reflects the future minimum payments receivable at June 30, 2015, under this note receivable:

<u>Fiscal Year Ending</u>	<u>Amount</u>
2016	\$ 118,596
2017	117,054
2018	118,254
2019	119,282
2020	120,139
2021-2025	606,032
2026	<u>120,632</u>
Total Minimum Note Payments	1,319,989
Less Amount Representing Interest	<u>(282,846)</u>
Present Value of Minimum Note Payments	1,037,143
Less Current Portion	<u>(72,857)</u>
Long-Term Portion	<u>\$ 964,286</u>

Note Receivable from Hilton Head Airport Fund

In September 2007, the County issued a note for \$1,800,000 for the balance owed for the construction of hangars at the Hilton Head Island Airport. The note is payable in quarterly payments of \$24,185, including interest at 2.07% through June 2032.

Annual requirements to amortize the note receivable from Hilton Head Airport Fund outstanding at June 30, 2015, are as follows:

<u>Fiscal Year Ending</u>	Note Payable to Debt Service		
	<u>Fund</u>	<u>Principal</u>	<u>Interest</u>
2016	\$ 96,741	\$ 68,635	\$ 28,106
2017	96,741	70,067	26,674
2018	96,741	71,528	25,213
2019	96,741	73,020	23,721
2020	96,741	74,544	22,197
2021-2025	483,705	396,703	87,002
2026-2030	483,705	439,845	43,860
2031-2032	193,482	189,052	4,430
Total	<u>\$ 1,644,597</u>	<u>\$ 1,383,394</u>	<u>\$ 261,203</u>

BEAUFORT COUNTY, SOUTH CAROLINA
NOTES TO THE FINANCIAL STATEMENTS
For the Year Ended June 30, 2015

3. Receivables/Due from Other Governments/Note Receivable- Continued:

In November 2014, the County issued a note for \$2,260,000 for various capital projects at the Hilton Head Island Airport. The Federal Aviation Administration (FAA) provides grants that are 90% funded. The other 10% of project costs are provided by the South Carolina Aeronautical Commission (SCAC) and the Hilton Head Island Airport, 5% each. The proceeds from this note are intended to offset the Airport's share of costs for these projects. The note is payable in quarterly payments of \$37,125, including interest at 2.94% through December 2034.

Annual requirements to amortize the note receivable from Hilton Head Airport Fund outstanding at June 30, 2015, are as follows:

Fiscal Year Ending	Note Payable to Debt Service		
	Fund	Principal	Interest
2016	\$ 148,502	\$ 84,810	\$ 63,692
2017	148,502	87,331	61,171
2018	148,502	89,927	58,575
2019	148,502	92,600	55,902
2020	148,502	95,353	53,149
2021-2025	742,510	521,003	221,507
2026-2030	742,510	603,181	139,329
2031-2035	668,259	623,798	44,461
Total	<u>\$ 2,895,789</u>	<u>\$ 2,198,003</u>	<u>\$ 697,786</u>

Interfund balances between the General Fund and the Proprietary Funds

As of June 30, 2015, the amount due to the General Fund from the Proprietary Funds was \$5,366,465. The amount due from the Lady's Island Airport and the Hilton Head Airport was \$385,738 and \$4,980,727, respectively.

BEAUFORT COUNTY, SOUTH CAROLINA
NOTES TO THE FINANCIAL STATEMENTS
For the Year Ended June 30, 2015

4. **Capital Assets**

Governmental Activities

	Balance June 30, 2014	Additions	Disposals or Transfers	Balance June 30, 2015
Capital Assets not Being Depreciated:				
Land	\$ 108,653,528	\$ 1,089,244	\$ -	\$ 109,742,772
Easements	15,787,000	2,004,915	-	17,791,915
Construction in Progress	107,336,977	28,853,704	17,195,696	118,994,985
Total Capital Assets not Being Depreciated	<u>231,777,505</u>	<u>31,947,863</u>	<u>17,195,696</u>	<u>246,529,672</u>
Other Capital Assets:				
Buildings & Improvements	172,894,797	16,198,958	-	189,093,755
Infrastructure	156,360,723	1,960,032	-	158,320,755
Equipment	74,820,963	2,405,799	945,892	76,280,870
Total Other Capital Assets	404,076,483	20,564,789	945,892	423,695,380
Less Accumulated Depreciation				
Accumulated Depreciation -				
Buildings & Improvements	78,423,500	7,200,588	-	85,624,088
Accumulated Depreciation -				
Infrastructure	29,550,974	6,303,004	-	35,853,978
Accumulated Depreciation -				
Equipment	56,139,019	5,848,253	867,826	61,119,446
Total Accumulated Depreciation	<u>164,113,493</u>	<u>19,351,845</u>	<u>867,826</u>	<u>182,597,512</u>
Other Capital Assets, Net	<u>239,962,990</u>	<u>1,212,944</u>	<u>78,066</u>	<u>241,097,868</u>
Governmental Activities Capital Assets, Net	<u>\$ 471,740,495</u>	<u>\$ 33,160,807</u>	<u>\$ 17,273,762</u>	<u>\$ 487,627,540</u>

For the capital assets of the governmental activities, depreciation is computed on the straight-line method of depreciation over the estimated useful lives of the assets, which range from five to twenty-five years. Depreciation expense for the year ended June 30, 2015 was \$19,351,845 and the accumulated depreciation as of June 30, 2015 was \$182,597,512.

The depreciation expense was allocated as follows:

General Government	\$ 3,456,698
Public Safety	4,786,171
Public Works	7,595,124
Public Health	103,050
Public Welfare	494,419
Cultural and Recreation	2,916,383
Total	<u>\$ 19,351,845</u>

BEAUFORT COUNTY, SOUTH CAROLINA
NOTES TO THE FINANCIAL STATEMENTS
For the Year Ended June 30, 2015

4. Capital Assets- Continued:

Business-Type Activities

	Balance June 30, 2014	Additions	Disposals or Transfers	Balance June 30, 2015
Capital Assets not Being Depreciated:				
Land	\$ 5,563,308	\$ 5,017,726	\$ -	\$ 10,581,034
Infrastructure	9,229,801	-	-	9,229,801
Construction in Progress	831,909	302,231	876,250	257,890
Total Capital Assets not Being Depreciated	<u>15,625,018</u>	<u>5,319,957</u>	<u>876,250</u>	<u>20,068,725</u>
Other Capital Assets:				
Buildings & Improvements	13,849,129	344,333	-	14,193,462
Equipment	4,993,538	257,637	73,598	5,177,577
Total Other Capital Assets	<u>18,842,667</u>	<u>601,970</u>	<u>73,598</u>	<u>19,371,039</u>
Less Accumulated Depreciation				
Accumulated Depreciation -				
Buildings & Improvements	7,304,246	541,244	-	7,845,490
Accumulated Depreciation -				
Equipment	3,844,081	258,465	73,598	4,028,948
Total Accumulated Depreciation	<u>11,148,327</u>	<u>799,709</u>	<u>73,598</u>	<u>11,874,438</u>
Other Capital Assets, Net	<u>7,694,340</u>	<u>(197,739)</u>	<u>-</u>	<u>7,496,601</u>
Business-Type Activities Capital Assets, Net	<u>\$ 23,319,358</u>	<u>\$ 5,122,218</u>	<u>\$ 876,250</u>	<u>\$ 27,565,326</u>

For the capital assets of the business–type activities, depreciation is computed on the straight-line method of depreciation over the estimated useful lives of the assets, which range from five to twenty-five years. Depreciation expense for the year ended June 30, 2015 was \$799,709 and the accumulated depreciation as of June 30, 2015 was \$11,874,438.

The depreciation expense was allocated as follows:

Stormwater Utility	\$ 189,901
Lady's Island Airport	60,470
Hilton Head Airport	549,338
Total	<u>\$ 799,709</u>

BEAUFORT COUNTY, SOUTH CAROLINA
NOTES TO THE FINANCIAL STATEMENTS
For the Year Ended June 30, 2015

5. Long-Term Obligations

	Governmental Activities
General Obligation Bonds	\$ 210,665,556
TIF Revenue Bonds	3,990,000
Capital Lease	1,790,659
Premiums	17,486,959
	\$ 233,933,174
Deferred Charge on Refundings	\$ 4,770,258

General Obligation Bonds

In November 2006, the County issued \$17,500,000 in general obligation bonds bearing interest rates of 3.5% to 8.0% and with varying maturities through 2026. The proceeds of these bonds were used for various County projects.

In December 2006, the County issued \$30,000,000 in general obligation bonds bearing interest rates of 4.0% to 6.75% and with varying maturities through 2026. The proceeds of these bonds were used to “pay off” the County’s bond anticipation notes of \$25,000,000 and provide additional funds for the construction of the Bluffton Parkway Project.

In September 2007, the County issued \$25,500,000 of general obligation bonds bearing interest rates of 4.0% to 5.0% and with varying maturity dates through 2027. \$20,000,000 of the proceeds of these bonds was used for the County’s rural and critical lands projects, as approved by referendum in November 2006, and the remaining \$5,500,000 of the proceeds of these bonds was used for the Buckwalter Parkway extension.

In October 2007, the County issued \$17,530,000 of general obligation refunding bonds bearing interest rates of 4.0% to 5.0% and with varying maturity dates through 2020. These refunding bonds provide resources to purchase U.S. Government State and Local Government Series Securities that were placed in an irrevocable trust for the purpose of generating resources for most future debt service payments on the 2001 County Bonds. As a result, the refunded bonds were considered to be partially defeased and the liability has been removed from the governmental activities column of the statement of net position. The reacquisition price exceeded the net carrying value of the old debt by \$809,915, as the transaction resulted in an economic gain of \$1,344,074. The 2001 County Bonds were fully retired during the 2011 fiscal year.

In March 2010, the County issued \$48,755,000 of general obligation bonds and Build America General Obligation Bonds bearing interest rates of 2.0% to 5.625% and with maturity dates through 2029. The proceeds of these bonds were used to pay off the related bond anticipation notes that were issued in March 2009. \$20,000,000 of the proceeds of the bond anticipation notes were used for the County’s rural and critical lands projects and \$28,755,000 of the proceeds were used for various County projects.

In November 2010, the County issued \$8,125,000 of general obligation refunding bonds bearing interest rates of 2.0% to 4.0% and with varying maturity dates through 2022. The refunding bonds provide resources to purchase U.S. Government State and Local Government Series Securities that were placed in an irrevocable trust for the purpose of generating resources for most future debt service payments on the 2002 County Bonds. As a result, the refunded bonds are considered to be partially defeased and the liability has been removed from the governmental activities column of the statement of net position. The reacquisition price exceeded the net carrying value of the old debt by \$547,943, as the transaction resulted in an economic gain of \$420,749.

In December 2011, the County issued \$10,000,000 of general obligation bonds bearing interest rates of 2.0% to 3.5% and with varying maturity dates through 2031. The proceeds of these bonds were used for the County’s rural and critical lands projects, as approved by referendum in November 2006.

BEAUFORT COUNTY, SOUTH CAROLINA
NOTES TO THE FINANCIAL STATEMENTS
For the Year Ended June 30, 2015

5. Long Term Obligations – Continued:

In January 2012, the County issued \$15,295,000 of general obligation refunding bonds bearing interest rates of 2.0% to 4.0% and with varying maturity dates through 2023. The refunding bonds provide resources to purchase U.S. Government State and Local Government Series Securities that were placed in an irrevocable trust for the purpose of generating resources for most future debt service payments on the 2003 County Bonds. As a result, the refunded bonds are considered to be partially defeased and the liability has been removed from the governmental activities column of the statement of net position. The reacquisition price exceeded the net carrying value of the old debt by \$1,400,206, as the transaction resulted in an economic gain of \$2,196,519.

In August 2012, the County issued \$25,185,000 of general obligation refunding bonds bearing interest rates of 2.0% to 5.0% and with varying maturity dates through 2025. The proceeds were used to advance refund \$27,050,000 of outstanding 2005 general obligation bonds which had interest rates ranging from 3.0% to 5.0%. The net proceeds of \$28,882,311 (including a \$3,938,020 premium and after payment of \$240,709 in underwriting fees and other issuance costs) were deposited in an irrevocable trust with an escrow agent to provide funds for the future debt service payments on the refunded bonds. As a result, the 2005 general obligation bonds are considered to be partially defeased and the liability has been removed from the governmental activities column of the statement of net position. The reacquisition price exceeded the net carrying value of the old debt by \$1,832,311, as the transaction resulted in an economic gain of \$4,316,298.

In October 2012, the County issued \$6,000,000 of general obligation bonds through the United States Department of Agriculture bearing an interest rate of 3.5% and with varying maturity dates through 2052. The proceeds of these bonds were used for the County's St. Helena Library project.

In May 2013, the County issued \$7,580,000 of general obligation bonds bearing interest rates of 1.5% to 4.0% and with varying maturity dates through 2033. The proceeds of these bonds were used to pay off the related bond anticipation notes of \$2,500,000 and \$5,000,000 that were issued in May 2012 and October 2012, respectively.

In May 2013, the County issued \$25,000,000 of general obligation bonds bearing interest rates of 1.5% to 5.0% and with varying maturity dates through 2029. The proceeds of these bonds were used for the County's rural and critical land projects, as approved by referendum in November 2012.

In May 2013, the County issued \$33,150,000 of general obligation refunding bonds bearing interest rates of 1.5% to 5.0% and with varying maturity dates through 2026. The proceeds were used to advance refund \$11,250,000 and \$21,900,000 of outstanding 2006 and 2006B general obligation bonds which had interest rates ranging from 3.5% to 8.0% and 4.0% to 6.75%, respectively. The net proceeds of \$37,026,992 (including a \$4,174,601 premium and after payment of \$297,609 in underwriting fees and other issuance costs) were deposited in an irrevocable trust with an escrow agent to provide funds for the future debt service payments on the refunded bonds. As a result, the 2006 and 2006B general obligation bonds are considered to be partially defeased and the liability has been removed from the governmental activities column of the statement of net position. The reacquisition price exceeded the net carrying value of the old debt by \$3,876,919, as the transaction resulted in an economic gain of \$2,013,870.

In November 2014, the County issued \$19,450,000 of general obligation bonds bearing interest rates of 2% to 5% and with varying maturity dates through 2034. The proceeds of these bonds will be used for various County and Hilton Head Island Airport capital projects.

In November 2014, the County issued \$22,570,000 of general obligation refunding bonds bearing interest rates of 2.5% to 4% and with varying maturity dates through 2029. The proceeds of these bonds will be used to advance refund the outstanding 2010B Build America General Obligation Bonds. The net proceeds of \$25,106,406 (including a \$2,246,455 premium after payment of \$289,951 in underwriting fees and other issuance costs) were deposited with an escrow agent to refund the bonds. As a result, the 2010B general obligation bonds are considered to be defeased and the liability has been removed from the governmental activities column of the statement of net position. The reacquisition price exceeded the net carrying value of the old debt by \$225,674, as the transaction resulted in an economic gain of \$2,439,944.

BEAUFORT COUNTY, SOUTH CAROLINA
NOTES TO THE FINANCIAL STATEMENTS
For the Year Ended June 30, 2015

5. Long Term Obligations – Continued:

The 2006, 2006B, 2007, 2007B, 2010A, 2010C, 2011, 2012A, 2012C, 2012E, 2013A, 2013B, 2013C, 2014A, and 2014B general obligation bonds are collateralized by the full faith and credit of the County and are payable from ad valorem taxes.

General obligation bonds accounted for in the County's Statement of Net Position consist of the following at June 30, 2015:

Description	Rates	Dates	Maturity	Original Issue	Outstanding at June 30, 2015
2006 County Bonds	3.5% - 8.0%	3/1 and 9/1	2026	\$ 17,500,000	\$ 850,000
2006B County Bonds	4.0% - 6.75%	3/1 and 9/1	2026	30,000,000	1,300,000
2007 County Bonds	4.0% - 5.0%	3/1 and 9/1	2027	25,500,000	20,800,000
2007B County Bonds	4.0% - 5.0%	2/1 and 8/1	2020	17,530,000	10,295,000
2010A County Bonds	2.0% - 5.0%	3/1 and 9/1	2029	24,205,000	15,865,000
2010C County Bonds	2.0% - 4.0%	2/1 and 8/1	2022	8,125,000	6,495,000
2011 County Bonds	2.0% - 3.5%	3/1 and 9/1	2031	10,000,000	9,740,000
2012A County Bonds	2.0% - 4.0%	3/1 and 9/1	2023	15,295,000	12,660,000
2012C County Bonds	2.0% - 5.0%	2/1 and 8/1	2025	25,185,000	24,380,000
2012E County Bonds	3.5%	10/12	2052	6,000,000	5,855,556
2013A County Bonds	1.5% - 4.0%	11/1 and 5/1	2033	7,580,000	6,570,000
2013B County Bonds	1.5% - 4.0%	11/1 and 5/1	2029	25,000,000	21,695,000
2013C County Bonds	1.5% - 5.0%	3/1 and 9/1	2026	33,150,000	32,815,000
2014A County Bonds	2.0% - 5.0%	3/1 and 9/1	2034	19,450,000	18,775,000
2014B County Bonds	2.5% - 4.0%	3/1 and 9/1	2029	22,570,000	22,570,000
				\$ 287,090,000	\$ 210,665,556

A schedule of the debt service requirements associated with the general obligation bonds is as follows:

Fiscal Year Ending	Principal	Interest	Total
2016	\$ 13,426,036	\$ 8,154,238	\$ 21,580,274
2017	14,318,697	7,545,077	21,863,774
2018	15,051,451	7,020,023	22,071,474
2019	15,629,302	6,477,622	22,106,924
2020	16,227,253	5,878,846	22,106,099
2021-2025	85,469,264	18,780,689	104,249,953
2026-2030	32,940,155	5,996,661	38,936,816
2031-2035	13,898,103	1,590,292	15,488,395
Thereafter	3,705,295	1,352,345	5,057,640
Total	\$ 210,665,556	\$ 62,795,793	\$ 273,461,349

Total interest paid on bonds outstanding for the year ended June 30, 2015 was \$7,884,508.

BEAUFORT COUNTY, SOUTH CAROLINA
NOTES TO THE FINANCIAL STATEMENTS
For the Year Ended June 30, 2015

5. Long Term Obligations – Continued:

Tax Increment Financing Revenue Bonds

In January 2013, the County issued \$5,685,000 in Tax Increment Revenue Refunding Bonds for the Bluffton TIF District, bearing an interest rate of 1.42% and with varying maturities through 2019. The refunding bonds provide resources to purchase U.S. Government State and Local Government Series Securities that were placed in an irrevocable trust for the purpose of generating resources for most future debt service payments on the Bluffton TIF District. As a result, the refunded bonds are considered to be partially defeased and the liability has been removed from the governmental activities column of the statement of net position. The transaction resulted in an economic gain of \$864,271.

Tax increment revenue bonds accounted for in the County's Statement of Net Position consist of the following at June 30, 2015:

<u>Description</u>	<u>Rates</u>	<u>Dates</u>	<u>Maturity</u>	<u>Original Issue</u>	<u>Outstanding at June 30, 2015</u>
Bluffton - County TIF Bonds	1.42%	2/1 and 8/1	2019	5,685,000	3,990,000
				<u>\$ 5,685,000</u>	<u>\$ 3,990,000</u>

A schedule of the debt service requirements associated with the tax increment financing revenue bonds is as follows:

<u>Fiscal Year Ending</u>	<u>Principal</u>	<u>Interest</u>	<u>Total</u>
2016	\$ 695,000	\$ 56,658	\$ 751,658
2017	885,000	46,789	931,789
2018	1,090,000	34,222	1,124,222
2019	1,320,000	18,744	1,338,744
Total	<u>\$ 3,990,000</u>	<u>\$ 156,413</u>	<u>\$ 4,146,413</u>

Total interest paid on bonds outstanding for the year ended June 30, 2015 as \$70,059.

For the payment of the principal and interest on the bonds as they respectively mature and for the creation of such sinking fund as may be necessary therefore, the full faith, credit and taxing power of the County are irrevocably pledged and there shall be levied annually by the County auditor and collected by the County treasurer in the same manner as other County taxes are levied and collected, as tax, without limit, on all taxable property in the County sufficient to pay the principal and interest of the bonds as they respectively mature and to create such sinking fund as may be necessary therefore.

Capital Lease Obligation

A capital lease is an agreement which specifies a transfer of benefits and risk of ownership to the lessee. At June 30, 2015, the County maintained a lease for a public safety computer system in governmental activities with an acquisition value of \$2,506,923. The future minimum lease payments are as follows:

<u>Fiscal Year Ending</u>	<u>Total</u>
2016	\$ 358,132
2017	358,132
2018	358,132
2019	358,132
2020	358,131
Total	<u>\$ 1,790,659</u>

BEAUFORT COUNTY, SOUTH CAROLINA
NOTES TO THE FINANCIAL STATEMENTS
For the Year Ended June 30, 2015

5. Long Term Obligations – Continued:

Amortization of leased equipment under capital leases is included with depreciation expense. The following is an analysis of capital assets leased under capital leases as of June 30, 2015.

	Governmental Funds
Equipment	\$ 2,506,923
Less, accumulated depreciation	(167,128)
Leased capital asset	\$ 2,339,795

Total Governmental Activities Debt

A schedule of the debt service requirements associated with the total governmental activities debt is as follows:

Fiscal Year Ending	Principal	Interest	Total
2016	\$ 14,479,168	\$ 8,210,896	\$ 22,690,064
2017	15,561,829	7,591,866	23,153,695
2018	16,499,583	7,054,245	23,553,828
2019	17,307,434	6,496,366	23,803,800
2020	16,585,384	5,878,846	22,464,230
2021-2025	85,469,264	18,780,689	104,249,953
2026-2030	32,940,155	5,996,661	38,936,816
2031-2035	13,898,103	1,590,292	15,488,395
Thereafter	3,705,295	1,352,345	5,057,640
Total	\$ 216,446,215	\$ 62,952,206	\$ 279,398,421

Governmental Activities Changes in Long-Term Obligations

	Balance June 30, 2014	Additions	Retirements	Balance June 30, 2015
General Obligation Bonds	\$ 205,699,020	\$ 42,020,000	\$ 37,053,464	\$ 210,665,556
TIF Revenue Bonds	4,940,000	-	950,000	3,990,000
Capital Lease	2,148,791	-	358,132	1,790,659
Premiums	16,050,174	3,438,395	2,001,610	17,486,959
Total	\$ 228,837,985	\$ 45,458,395	\$ 40,363,206	\$ 233,933,174
 Deferred Charge on Refundings	 \$ 5,139,703	 \$ 123,013	 \$ 492,458	 \$ 4,770,258

Current Portion of Long Term Obligations

The current portion of long term obligations is computed as follows:

General Obligation Bonds	\$ 13,426,036
TIF Revenue Bonds	695,000
Capital Lease	358,132
Premiums	1,920,372
	\$ 16,399,540
 Deferred Charge on Refundings	 \$ 496,035

The current portion of deferred charges on refundings expected to be amortized through interest expense during fiscal year 2016 is \$496,035.

BEAUFORT COUNTY, SOUTH CAROLINA
NOTES TO THE FINANCIAL STATEMENTS
For the Year Ended June 30, 2015

6. Accrued Compensated Absences

The County considers accrued compensated absences to be reported as a current and long term liability. For governmental activities, compensated absences payable are liquidated by the general fund.

Governmental Activities Changes in Current and Long -Term Obligations

Balance June 30, 2014	Additions	Retirements	Balance June 30, 2015	Amount Due in One Year
\$ 3,256,688	\$ 3,611,034	\$ 3,407,694	\$ 3,460,028	\$ 401,363

Business-Type Activities Changes in Current and Long -Term Obligations

Balance June 30, 2014	Additions	Retirements	Balance June 30, 2015	Amount Due in One Year
\$ 123,811	\$ 105,545	\$ 87,549	\$ 141,807	\$ 16,501

7. Interfund Transfers

Interfund transfers (in/out) were used to move resources to/from other funds in accordance with budgetary authorizations, or other requirements. These transfers were permanent in nature and as such there are not any anticipated repayments. The following interfund transfers were made during the year ended June 30, 2015.

Recipient Fund	Transferring Fund	Amount
General Fund	Nonmajor Special Revenue Funds	1,257,189
County Wide General Obligation Bonds	Nonmajor Special Revenue Funds	9,885,813
Nonmajor Special Revenue Funds	General Fund	3,483,188
Nonmajor Special Revenue Funds	Nonmajor Special Revenue Funds	1,305,000
Nonmajor Special Revenue Funds	Nonmajor Capital Projects Fund	450,000
Nonmajor Debt Service Funds	Nonmajor Special Revenue Funds	2,431,701
Nonmajor Capital Projects Fund	Nonmajor Special Revenue Funds	816,727
		<u>\$ 19,629,618</u>

8. Operating Leases

The County leases certain office space and machinery and equipment under cancelable operating leases. Under the terms of the lease agreements, the County's obligation to continue rental obligations is contingent upon the continued appropriation of funds by the County for that purpose. Total rental expenses for the year ended June 30, 2015 were approximately \$481,000.

The following is a schedule of minimum commitments for operating lease payments:

Fiscal Year Ending	Amount
2016	\$ 274,745
2017	197,762
2018	118,823
2019	4,473
2020	12
2021-2026	66
Total	<u>\$ 595,881</u>

BEAUFORT COUNTY, SOUTH CAROLINA
NOTES TO THE FINANCIAL STATEMENTS
For the Year Ended June 30, 2015

9. Deferred Compensation Plans

All state and local government employees can participate in a deferred compensation plan created in accordance with Internal Revenue Code 457. The plan, administered by the state public employee retirement system through a state approved nongovernmental third party, permits governmental employees to defer a portion of their salary until future years. The deferred compensation is not available to an employee until termination, retirement, death, or unforeseeable emergency. Contributions by employees under the 457 program totaled \$287,389 for the year ended June 30, 2015. There are no employer contributions made by the County to this plan. Participant account balances are not included in these financial statements.

County employees may participate in a 401(k) or a Roth 401(k) deferred compensation plans available to state and local governmental employees through the state public employee retirement system. The 401(k) and Roth 401(k) programs are administered by a state approved nongovernmental third party. Contributions by employees under the 401(k) and Roth 401(k) programs totaled \$688,055 and \$18,925, respectively, for the year ended June 30, 2015. There are no employer contributions made by the County to these plans. Participant account balances are not included in these financial statements.

10. Pension Plans

The South Carolina Public Employee Benefit Authority (PEBA), which was created July 1, 2012, administers the various retirement systems and retirement programs managed by its Retirement Division. PEBA has an 11 member Board of Directors, appointed by the Governor and General Assembly leadership, which serves as co-trustee and co-fiduciary of the systems and the trust funds. By law, the Budget and Control Board, which consists of five elected officials, also reviews certain PEBA Board decisions regarding the funding of the Systems and serves as a co-trustee of the Systems in conducting that review. PEBA issues a Comprehensive Annual Financial Report (CAFR) containing financial statements and required supplementary information for the South Carolina Retirement Systems' Pension Trust Funds. The CAFR is publicly available on the Retirement Benefits' link on PEBA's website at www.retirement.sc.gov, or a copy may be obtained by submitting a request to South Carolina Public Employee Benefit Authority, Retirement Systems Finance, 202 Arbor Lake Drive, Columbia, SC 29223. PEBA is considered a division of the primary government of the state of South Carolina and therefore, retirement trust fund financial information is also included in the comprehensive annual financial report of the state.

Plan descriptions:

The South Carolina Retirement System (SCRS), a cost-sharing multiple-employer defined benefit pension plan, was established effective July 1, 1945, pursuant to the provisions of Section 9-1-20 of the South Carolina Code of Laws for the purpose of providing retirement allowances and other benefits for employees of the state, its public school districts, and political subdivisions.

The South Carolina Police Officers Retirement System (PORS), a cost-sharing multiple-employer defined benefit pension plan, was established effective July 1, 1962, pursuant to the provisions of Section 9-11-20 of the South Carolina Code of Laws for the purpose of providing retirement allowances and other benefits for police officers and firemen of the state and its political subdivisions.

Membership:

Membership requirements are prescribed in Title 9 of the South Carolina Code of Laws. A brief summary of the requirements under each system is presented below.

SCRS -Generally, all employees of covered employers are required to participate in and contribute to the system as a condition of employment. This plan covers general employees and teachers and individuals newly elected to the South Carolina General Assembly beginning with the November 2012 general election. An employee member of the system with an effective date of membership prior to July 1, 2012, is a Class Two member. An employee member of the system with an effective date of membership on or after July 1, 2012, is a Class Three member.

BEAUFORT COUNTY, SOUTH CAROLINA
NOTES TO THE FINANCIAL STATEMENTS
For the Year Ended June 30, 2015

10. Pension Plans (continued)

Membership (continued):

PORS -To be eligible for PORS membership, an employee must be required by the terms of his employment, by election or appointment, to preserve public order, protect life and property, and detect crimes in the state; to prevent and control property destruction by fire; or to serve as a peace officer employed by the Department of Corrections, the Department of Juvenile Justice, or the Department of Mental Health. Probate judges and coroners may elect membership in PORS. Magistrates are required to participate in PORS for service as a magistrate. PORS members, other than magistrates and probate judges, must also earn at least \$2,000 per year and devote at least 1,600 hours per year to this work, unless exempted by statute. An employee member of the system with an effective date of membership prior to July 1, 2012, is a Class Two member. An employee member of the system with an effective date of membership on or after July 1, 2012, is a Class Three member.

Benefits:

Benefit terms are prescribed in Title 9 of the South Carolina Code of Laws. PEBA does not have the authority to establish or amend benefit terms without a legislative change in the code of laws. Key elements of the benefit calculation include the benefit multiplier, years of service, and average final compensation. A brief summary of benefit term for each system is presented below.

SCRS – A Class Two member (membership prior to July 1, 2012) who has separated from service with at least five or more years of earned service is eligible for a monthly pension at age 65 or with 28 years credited service regardless of age. A member may elect early retirement with reduced pension benefits payable at age 55 with 25 years of service credit. A Class Three member (membership on or after July 1, 2012) who has separated from service with at least eight or more years of earned service is eligible for a monthly pension upon satisfying the Rule of 90 requirement that the total of the member's age and the member's creditable service equals at least 90 years. Both Class Two and Class Three members are eligible to receive a reduced deferred annuity at age 60 if they satisfy the five or eight years earned service requirement, respectively.

The benefit formula for full benefits effective since July 1, 1989 for the SCRS is 1.82 percent of an employee's average final compensation (AFC) multiplied by the number of years of credited service. For Class Two members, AFC is the average annual earnable compensation during 12 consecutive quarters and includes an amount for up to 45 days termination pay at retirement for unused annual leave. For Class Three members, AFC is average annual earnable compensation during 20 consecutive quarters and termination pay for unused annual leave at retirement is not included. An incidental death benefit is also available to beneficiaries for active and retired members of employers who participate in the death benefit program.

The annual retirement allowance of eligible retirees or their surviving annuitants is increased by the lesser of one percent or five hundred dollars every July 1. Only those annuitants in receipt of the benefit on July 1 of the preceding year are eligible to receive the increase. Members who retire under the early retirement provisions at age 55 with 25 years of service are not eligible for the benefit adjustment until the second July 1 after reaching age 60 or the second July 1 after the date they would have had 28 years of service credit had they not retired.

PORS – A Class Two member who has separated from service with at least five or more years of earned service is eligible for a monthly pension at age 55 or with 25 years of service regardless of age. A Class Three member who has separated from service with at least eight or more years of earned service is eligible for a monthly pension at age 55 or with 27 years of service regardless of age. Both Class Two and Class Three members are eligible to receive a deferred annuity at age 55 with five or eight years of earned service, respectively. An incidental death benefit is also available to beneficiaries of active and retired members of employers who participate in the death benefit program. Accidental death benefits are also provided upon the death of an active member working for a covered employer whose death was a natural and proximate result of an injury incurred while performance of duty.

The retirement allowance of eligible retirees of their surviving annuitants is increased by the lesser of one percent or five hundred dollars every July 1. Only those annuitants in receipt of benefit on July 1 of the preceding year are eligible to receive the increase.

BEAUFORT COUNTY, SOUTH CAROLINA
NOTES TO THE FINANCIAL STATEMENTS
For the Year Ended June 30, 2015

10. Pension Plans (continued)

Contributions:

Contributions are prescribed in Title 9 of the South Carolina Code of Laws. The PEBA Board may increase the SCRS and PORS employer and employee contribution rates on the basis of the actuarial valuations, but any such increase may not result in a differential between the employee and employer contribution rate that exceeds 2.9 percent of earnable compensation for SCRS and 5 percent for PORS. An increase in the contribution rates adopted by the board may not provide for an increase of more than one-half of one percent in any one year. If the scheduled employee and employer contributions provided in statute or the rates last adopted by the board are insufficient to maintain a thirty year amortization schedule of the unfunded liabilities of the plans, the board shall increase the contribution rates in equal percentage amounts for the employer and employee as necessary to maintain the thirty-year amortization period; and, this increase is not limited to one-half of one percent per year.

- Required employee contribution rates for the fiscal year beginning July 1, 2014 and ending June 30, 2015 are as follows:

SCRS

Employee Class Two	8.00% of earnable compensation
Employee Class Three	8.00% of earnable compensation

PORS

Employee Class One	\$21 per month
Employee Class Two	8.41% of earnable compensation
Employee Class Three	8.41% of earnable compensation

- Required employer contribution rates for the fiscal year beginning July 1, 2014 and ending June 30, 2015 are as follows:

SCRS

Employer Class Two	10.75% of earnable compensation
Employer Class Three	10.75% of earnable compensation
Employer Incidental Death Benefit	0.15% of earnable compensation

PORS

Employer Class One	7.80% of earnable compensation
Employer Class Two	13.01% of earnable compensation
Employer Class Three	13.01% of earnable compensation
Employer Incidental Death Benefit	0.20% of earnable compensation
Employer Accidental Death Benefit	0.20% of earnable compensation

Contributions to the SCRS and PORS pension plans from the County were \$3.7 million and \$2.4 million for the year ended June 30, 2015, respectively.

Net pension liability:

At June 30, 2015, the County reported liabilities of \$63,288,017 and \$28,534,997 for its proportionate shares of the SCRS and PORS net pension liabilities, respectively. The net pension liabilities were measured as of June 30, 2014, and the total pension liabilities used to calculate the net pension liabilities were determined by an actuarial valuation as of July 1, 2013 projected forward to June 30, 2014. The County's proportionate shares of the net pension liabilities were based on a projection of the County's long-term share of contributions to the pension plan relative to the projected contributions of all participating employers, actuarially determined. At June 30, 2014, the County's proportionate shares of the SCRS and PORS plans were 0.367597% and 1.48971%, which was the same as its proportionate shares of the net pension liabilities measured as of June 30, 2013, respectively.

Pension expense:

For the year ended June 30, 2015, the County recognized pension expense of the SCRS and PORS plans of \$4,435,770 and \$2,495,088, respectively.

BEAUFORT COUNTY, SOUTH CAROLINA
NOTES TO THE FINANCIAL STATEMENTS
For the Year Ended June 30, 2015

10. Pension Plans (continued)

Deferred inflows of resources and deferred outflows of resources:

At June 30, 2015, the County reported deferred outflows of resources and deferred inflows of resources related to its pension liabilities from the following sources for each of the respective plans:

	SCRS	
	Deferred outflow s of resources	Deferred inflow s of resources
Differences between expected and actual experience	\$ 1,793,316	\$ -
Net difference between projected and actual earnings on pension plan investments	-	5,335,641
County Contributions subsequent to the measurement date	3,678,639	-
Total	\$ 5,471,955	\$ 5,335,641

	PORS	
	Deferred outflow s of resources	Deferred inflow s of resources
Differences between expected and actual experience	\$ 761,053	\$ -
Net difference between projected and actual earnings on pension plan investments	-	3,299,895
County Contributions subsequent to the measurement date	2,410,279	-
Total	\$ 3,171,332	\$ 3,299,895

The \$3,678,639 and \$2,410,279 reported as deferred outflows of resources related to pensions resulting from County contributions paid subsequent to the measurement date for the SCRS and PORS plans, respectively, during the year ended June 30, 2015 will be recognized as reduction of the net pension liabilities in the year ending June 30, 2016.

Other amounts reported as deferred outflows of resources and deferred inflows of resources related to pensions will be recognized in pension expense as follows for the SCRS and PORS plans, respectively:

Year ended June 30,	SCRS	PORS
2016	\$ 836,836	\$ 522,826
2017	836,836	522,826
2018	836,836	522,826
2019	1,031,817	970,364

Actuarial assumptions and methods:

Actuarial valuations involve estimates of the reported amounts and assumptions about the probability of occurrences of events far into the future. Examples included assumptions about future employment, mortality, and future salary increases. Amounts determined during the valuation process are subject to continual revision as actual results are compared with past expectations and new estimates are made about the future. South Carolina state statute requires that an actuarial experience study to be completed at least once in each five-year period. The last experience study was performed on data through June 30, 2010, and the next experience study is scheduled to be conducted after the June 30, 2015 annual valuation is complete.

The most recent annual actuarial valuation reports adopted by the PEBA Board and Budget and Control Board are as of July 1, 2013. The net pension liability of each defined benefit pension plan was therefore determined by PEBA's consulting actuary, Gabriel, Roeder, Smith and Company (GRS) based on the July 1, 2013 actuarial valuations, using membership data as of July 1, 2013, projected forward to the end of the fiscal year, and financial information of the pension trust funds as of June 30, 2014, using generally accepted actuarial procedures. Information included in the following schedules is based on the certification provided by GRS.

BEAUFORT COUNTY, SOUTH CAROLINA
NOTES TO THE FINANCIAL STATEMENTS
For the Year Ended June 30, 2015

10. Pension Plans (continued)

Actuarial assumptions and methods (continued):

The following table provides a summary of the actuarial assumptions and methods used in the July 1, 2013 valuations for the SCRS and PORS plans administered by PEBA.

	SCRS	PORS
Actuarial cost method	Entry age	Entry age
Actuarial assumptions:		
Investment rate of return	7.5%	7.5%
Projected salary increases	levels off at 3.5%	levels off at 4.0%
Includes inflation at	2.75%	2.75%
Benefit adjustments	lesser of 1% or \$500	lesser of 1% or \$500

The post-retiree mortality assumption is dependent upon the member's job category and gender. This assumption includes base rates which are automatically adjusted for future improvement in mortality using published Scale AA projected from the year 2000.

Former Job Class	Males	Females
Educators and Judges	RP-2000 Males (with White Collar adjustment) multiplied by 110%	RP-2000 Females (with White Collar adjustment) multiplied by 95%
General Employees and Members of the General Assembly	RP-2000 Males multiplied by 100%	RP-2000 Females multiplied by 90%
Public Safety, Firefighters and members of the South Carolina National Guard	RP-2000 Males (with Blue Collar adjustment) multiplied by 115%	RP-2000 Females (with Blue Collar adjustment) multiplied by 115%

The long-term expected rate of return on pension plan investments for actuarial purposes is based upon the 30 year capital market outlook at the end of the third quarter 2012. The actuarial long-term expected rates of return represent best estimates of arithmetic real rates of return for each major asset class and were developed in coordination with the investment consultant for the Retirement System Investment Commission (RSIC) using a building block approach, reflecting observable inflation and interest rate information available in the fixed income markets as well as Consensus Economic forecasts. The actuarial long-term assumptions for other asset classes are based on historical results, current market characteristics and professional judgment.

The RSIC has exclusive authority to invest and manage the retirement trust funds' assets. As co-fiduciary of the Systems, statutory provisions and governance policies allow the RSIC to operate in a manner consistent with a long-term investment time horizon. The expected real rates of investment return, along with the expected inflation rate, form the basis for the target asset allocation adopted annually by the RSIC. For actuarial purposes, the long-term expected rate of return is calculated by weighting the expected future real rates of return by the target allocation percentage and then adding the actuarial expected inflation which is summarized in the table on the following page. For actuarial purposes, the 7.50 percent assumed annual investment rate of return used in the calculation of the total pension liability includes a 4.75 percent real rate of return and a 2.75 percent inflation component.

BEAUFORT COUNTY, SOUTH CAROLINA
NOTES TO THE FINANCIAL STATEMENTS
For the Year Ended June 30, 2015

10. Pension Plans (continued)

Actuarial assumptions and methods (continued):

Asset Class	Target Asset Allocation	Expected Arithmetic Real Rate of Return	Long Term Expected Portfolio Real Rate of Return
Short Term:			
Cash	2.0%	0.3%	0.01%
Short Duration	3.0%	0.6%	0.02%
Domestic Fixed Income:			
Core Fixed Income	7.0%	1.1%	0.08%
High Yield	2.0%	3.5%	0.07%
Bank Loans	4.0%	2.8%	0.11%
Global Fixed Income:			
Global Fixed Income	3.0%	0.8%	0.02%
Emerging Markets Debt	6.0%	4.1%	0.25%
Global Public Equity	31.0%	7.8%	2.42%
Global Tactical Asset Allocation	10.0%	5.1%	0.51%
Alternatives:			
Hedge Funds (Low Beta)	8.0%	4.0%	0.32%
Private Debt	7.0%	10.2%	0.71%
Private Equity	9.0%	10.2%	0.92%
Real Estate (Broad Market)	5.0%	5.9%	0.29%
Commodities	3.0%	5.1%	0.15%
Total Expected Real Return	100.0%		5.88%
Inflation for Actuarial Purposes			2.75%
Total Expected Nominal Return			8.63%

Discount rate:

The discount rate used to measure the total pension liability was 7.5 percent. The projection of cash flows used to determine the discount rate assumed that contributions from participating employers in SCRS and PORS will be made based on the actuarially determined rates based on provisions in the South Carolina State Code of Laws. Based on those assumptions, each System's fiduciary net position was projected to be available to make all projected future benefit payments of current plan members. Therefore, the long-term expected rate of return on pension plan investments was applied to all periods of projected benefit payments to determine the total pension liability.

Sensitivity analysis:

The following table presents the County's proportionate share of the net pension liabilities of the respective plans calculated using the discount rate of 7.50 percent, as well as what the County's proportionate share of the net pension liability would be if it were calculated using a discount rate that is 1.00 percent lower (6.50 percent) or 1.00 percent higher (8.50 percent) than the current rate.

Sensitivity of the Net Pension Liability to Changes in the Discount Rate			
System	1.00% Decrease (6.50%)	Discount Rate (7.50%)	1.00% Increase (8.50%)
SCRS	\$ 80,692,222	\$ 63,288,017	\$ 47,761,441
PORS	39,876,802	28,534,997	19,150,500

BEAUFORT COUNTY, SOUTH CAROLINA
NOTES TO THE FINANCIAL STATEMENTS
For the Year Ended June 30, 2015

10. Pension Plans (continued)

Pension plan fiduciary net position:

The net pension liability is calculated separately for each system and represents that particular system's total pension liability determined in accordance with GASB No. 67 less that System's fiduciary net position. As of June 30, 2014, net pension liability amounts for SCRS and PORS are as follows (amounts expressed in thousands):

System	Total Pension Liability	Plan Fiduciary Net Position	Employers' Net Pension Liability (Asset)	Plan Fiduciary Net Position as a Percentage of the Total Pension
SCRS	\$ 42,955,205,796	\$ 25,738,521,026	\$ 17,216,684,770	59.9%
PORS	5,899,529,434	3,985,101,996	1,914,427,438	67.5%

The total pension liability is calculated by the System's actuary and each plan's fiduciary net position is reported in the System's financial statements. The net pension liability is disclosed in accordance with the requirements of GASB 67 in the System's notes to the financial statements and required supplementary information.

Detailed information regarding the fiduciary net position of the plans administered by PEBA is available in the separately issued CAFR containing financial statements and required supplementary information for SCRS and PORS which can be accessed via the contact information provided above.

11. Other Post Employment Benefits (OPEB)

Plan Description

The County provides post-retirement health, life and dental care benefits, as per the requirements of a local ordinance, for certain retirees. Its plan is a single-employer defined benefit plan. Substantially all employees who retire under the State retirements plans are eligible to continue their coverage with the County paying 100% of the premium for those with 28 or more years of service, 75% of the premium for those with 20 years to 27 years of service and 50% of the premium for those with 15 years to 20 years of service. On June 9, 2008, the County closed these benefits to all employees hired after June 9, 2008. As of June 30, 2015 there were 133 employees who had retired with the County and were receiving health insurance benefits. On March 23, 2015, Beaufort County Council adopted Resolution 2015/7 to terminate retirees' healthcare benefits effective July 1, 2016.

Funding Policy

The contribution requirements of plan members and the County are established and may be amended by the County. The required contribution is currently based on pay-as-you-go financing requirements.

Funded Status and Funding Progress

As of June 30, 2015, the most recent actuarial valuation date, the plan was 0.0% funded. The actuarial accrued liability for benefits was \$1.392 million, resulting in an unfunded actuarial accrued liability (UAAL) of \$1.392 million. The other postemployment benefit will be terminated effective July 1, 2016 and the liability is calculated as the estimated cash flows through the termination date. The change in accounting estimate caused by the decision to terminate benefits resulted in an increase in the change in net position for fiscal year 2015 of \$27,520,071 which is reported as a special item.

BEAUFORT COUNTY, SOUTH CAROLINA
NOTES TO THE FINANCIAL STATEMENTS
For the Year Ended June 30, 2015

12. Accrued Compensated Absences and Other Benefits

Effective February 15, 1993, Beaufort County adopted a new leave policy for all employees. The TOWP/SCA policy was replaced with a policy granting Personal Leave Days and Personal Disability Leave. Under the new policy, employees were entitled to a maximum Personal Leave balance of 280 hours. Upon termination, employees will be paid for all unused, unpaid Personal Leave up to this maximum. The liability recorded at June 30, 2015, to cover unused, unpaid Personal Leave including fringe benefits totaled \$3,601,835.

The County reports \$401,363 as a current liability and \$3,058,665 as a long-term liability for governmental activities, while \$16,501 as a current liability and \$125,306 as a long-term liability for business-type activities.

All leave hours accrued in excess of this Personal Leave maximum were accrued to the employee's Personal Disability leave account. A maximum of 360 hours may be maintained in an employee's Personal Disability leave account. The only accrual to this balance occurs when an employee's Personal Leave account exceeds 280 hours, at which time excess hours are "rolled over" to the Personal Disability leave account. Personal Disability leave is to be used in the case of an extended or life threatening illness. This account can only be used once all accrued hours in the Personal Leave account have been used to a balance of 80 hours or less. The employee must present a doctor's statement verifying the disability or illness in order to utilize his/her Personal Disability leave. Employees with remaining SCA leave balances may retain those balances. The same rules governing the use of Personal Disability leave apply to the use of SCA leave. Upon termination of employment with Beaufort County, no payment for any unused SCA or Personal Disability leave will be made.

The County does not provide postemployment health care benefits except those mandated by the Consolidated Omnibus Budget Reconciliation Act (COBRA). The requirements established by COBRA are fully funded by employees who elect coverage under the Act, and no direct costs are incurred by the County.



Fran Baer
Beaufort County Resident

BEAUFORT COUNTY, SOUTH CAROLINA
NOTES TO THE FINANCIAL STATEMENTS
For the Year Ended June 30, 2015

13. Fund Balances

As prescribed by GASB Statement No. 54, governmental funds report fund balance in classifications based primarily on the extent to which the County is bound to honor constraints on the specific purposes for which amounts in the funds can be spent. As of June 30, 2015, fund balances for government funds are made up of the following:

- Nonspendable Fund Balance includes amounts that are (a) not in spendable form, or (b) legally or contractually required to be maintained intact. The “not in spendable form” criterion includes items that are not expected to be converted to cash, for example: inventories, prepaid amounts, and long-term notes receivable.
- Restricted Fund Balance includes amounts that can be spent only for the specific purposes stipulated by external resource providers, constitutionally or through enabling legislation. Restrictions may effectively be changed or lifted only with the consent of the resource providers.
- Committed Fund Balance includes amounts that can only be used for the specific purposes determined by a formal action of the County’s highest level of decision-making authority, County Council. Commitments may be changed or lifted only by the County taking the same formal action that imposes the constraint originally.
- Amounts in the assigned fund balance classification are intended to be used by the County for specific purposes but do not meet the criteria to be classified as committed. County Council has by resolution authorized the County Administrator to assign fund balance. County Council may also assign fund balance as it does when appropriating fund balance to cover a gap between estimated revenue and appropriations in the subsequent year’s appropriated budget. Unlike commitments, assignments generally only exist temporarily. In other words, an additional action does not normally have to be taken for the removal of an assignment. Conversely, as discussed above, an additional action is essential to either remove or revise a commitment.
- Unassigned Fund Balance is the residual classification for the General Fund and includes all amounts not contained in the other classifications. Unassigned amounts are technically available for any purpose.

In circumstances when an expenditure is made for a purpose for which amounts are available in multiple fund balance classifications, fund balance is generally depleted in the order of restricted, committed, assigned, and unassigned.

Beaufort County Council is the County’s highest level of decision-making authority that can, by adoption of an ordinance prior to the end of the fiscal year, commit fund balance. Once adopted, the limitation imposed by the ordinance remains in place until a similar action is taken (the adoption of another ordinance) to remove or revise the limitation.

The County considers restricted amounts to have been spent when an expenditure is incurred for the purposes for which both restricted and unrestricted amounts are available. When an expenditure is incurred for which committed, assigned, or unassigned amounts could be used, the County considers expenditures to be used in this respective order.

The County has established a General Fund fund balance policy, through Ordinance No. 2014/6, that requires the maintenance of a fund balance of at least 30% of the total General Fund expenditures of the previous fiscal year as an unassigned General Fund fund balance.

The County has established a Debt Service Fund fund balance policy, through Ordinance No. 2014/7, that requires the maintenance of a fund balance that covers the County’s interest payments, occurring on August 1st and September 1st of every fiscal year.

BEAUFORT COUNTY, SOUTH CAROLINA
NOTES TO THE FINANCIAL STATEMENTS
For the Year Ended June 30, 2015

13. Fund Balances – Continued

Fund balances for all the major and nonmajor funds as of June 30, 2015, were distributed as follows:

	<u>General Fund</u>	<u>County Wide General Obligation Bonds</u>	<u>Sales Tax Projects</u>	<u>Nonmajor Governmental Funds</u>	<u>Total</u>
Nonspendable:					
Long-Term Portion of Note Receivable	\$ -	4,392,238	\$ -	\$ -	\$ 4,392,238
Prepaid Items	<u>1,607,787</u>	<u>-</u>	<u>-</u>	<u>72,404</u>	<u>1,680,191</u>
	<u>1,607,787</u>	<u>4,392,238</u>	<u>-</u>	<u>72,404</u>	<u>6,072,429</u>
Restricted:					
General Government Grants	-	-	-	10,796,494	10,796,494
Public Safety Grants	-	-	-	5,381,822	5,381,822
Public Works Grants	-	-	-	10,182,585	10,182,585
Alcohol and Drug Programs	-	-	-	377,563	377,563
Disabilities and Special Needs Programs	-	-	-	1,390,296	1,390,296
Public Welfare Grants	-	-	-	55,876	55,876
Cultural & Recreation Grants	-	-	-	5,094,743	5,094,743
Capital Projects	-	-	22,113,141	31,724,956	53,838,097
Debt Service	<u>-</u>	<u>7,417,582</u>	<u>-</u>	<u>4,333,353</u>	<u>11,750,935</u>
	<u>-</u>	<u>7,417,582</u>	<u>22,113,141</u>	<u>69,337,688</u>	<u>98,868,411</u>
Committed:					
Emergency Medical Services Donations	-	-	-	2,868	2,868
Parks and Leisure Capital Projects	-	-	-	91,354	91,354
Engineering Encumbrances	<u>23,537</u>	<u>-</u>	<u>-</u>	<u>-</u>	<u>23,537</u>
	<u>23,537</u>	<u>-</u>	<u>-</u>	<u>94,222</u>	<u>117,759</u>
Assigned:					
General Government	325,000	-	-	-	325,000
Parks and Leisure Special Events	<u>56,041</u>	<u>-</u>	<u>-</u>	<u>-</u>	<u>56,041</u>
	<u>381,041</u>	<u>-</u>	<u>-</u>	<u>-</u>	<u>381,041</u>
Unassigned					
	<u>24,682,018</u>	<u>-</u>	<u>-</u>	<u>-</u>	<u>24,682,018</u>
	<u>\$ 26,694,383</u>	<u>\$ 11,809,820</u>	<u>\$ 22,113,141</u>	<u>\$ 69,504,314</u>	<u>\$ 130,121,658</u>

BEAUFORT COUNTY, SOUTH CAROLINA
NOTES TO THE FINANCIAL STATEMENTS
For the Year Ended June 30, 2015

14. Change in Accounting Principles for Pensions

The County implemented Governmental Accounting Standards Board (GASB) Statement No. 68, *Accounting and Financial Reporting for Pensions*, and Statement No. 71, *Pension Transition for Contributions Made Subsequent to the Measurement Date (an amendment of GASB Statement No. 68)*, in the fiscal year ended June 30, 2015. The implementation of these statements required the County to record a beginning net position liability and the effects on unrestricted net position of contributions made by the County during the measurement period (fiscal year ended June 30, 2014). As a result, ending unrestricted net position for the County for the year ended June 30, 2014 decreased by \$87,835,661 and \$3,141,174 for the governmental and business-type activities, respectively. The decrease resulted in the restatement of net position to \$245,051,902 for the governmental activities and a restatement of net position to \$19,436,908 for business-type activities as of June 30, 2014.

15. Commitments and Contingencies

Arbitrage rules - State and local bonds issued after 1984 are subject to arbitrage restrictions as enacted by the Federal Government. To retain the bonds' tax exempt status, local governments must comply with the regulations as adopted by the government and expend all of the bond proceeds within designated periods which could be up to three years. The County believes it is in compliance with all arbitrage rules.

As of June 30, 2015, the County has outstanding construction contracts of \$29,134,522.

16. Risk Management and Litigation

The County is exposed to various risks of losses related to torts; thefts of; damage to and destruction of assets; errors and omissions; injuries to employees; and natural disaster. The County manages risk through employee educational and prevention programs and through the purchase of casualty and liability insurance. All risk management activities are accounted for in the General Fund.

For all of these risks, the County is a member of the State of South Carolina Insurance Reserve Fund, a public entity risk pool currently operating as a common risk management and insurance program for local governments. The County pays an annual premium to the State Insurance Reserve Fund for its insurance coverage. The State Insurance Reserve Fund is self-sustaining through member premiums and reinsures through commercial companies for certain claims.

Expenditures and claims are recognized when it is probable that a loss has occurred and the amount of the loss can be reasonably estimated. In determining claims, events that might create claims, but for which none have been reported are considered.

The County is a party to several lawsuits which seek to recover property taxes paid under protest and to overturn property sold at "tax sales." The County's attorney estimates that the amount of actual or potential claims against the County at June 30, 2015 will not materially affect the financial conditions of the County. Therefore, the General Fund contains no provision for estimated claims.

The County has not significantly reduced insurance coverage from the previous year nor has it settled claims in excess of insurance coverage for the last three years that were material.

BEAUFORT COUNTY, SOUTH CAROLINA
 REQUIRED SUPPLEMENTARY INFORMATION
 MODIFIED APPROACH FOR AIRPORT INFRASTRUCTURE ASSETS
 June 30, 2015

Beaufort County's airports infrastructure assets consist of approximately 25% airport runways, 25% airport taxiways, and 50% airport aprons. The condition of the runways, taxiways, and aprons is measured using several distress factors found in pavement surfaces. The airports' pavement management system uses a measurement scale that is based on a condition index. For the Lady's Island Airport, the South Carolina Aeronautics Commission (SCAC) condition scale is used to classify runways, taxiways, and aprons. The SCAC condition scale is as follows: good or better condition (70 - 100), fair condition (50 - 69), and substandard condition (less than 50). For the Hilton Head Island Airport, the Federal Aviation Administration (FAA) condition scale is used to classify runways, taxiways, and aprons. The FAA condition scale is as follows: excellent condition (5), good condition (4), fair condition (3), poor condition (2), and failed condition (1). It is the County's policy to maintain the runways, taxiways, and aprons at a fair condition or better. Condition assessments are determined every year by the County at both airports, the SCAC at the Lady's Island Airport, and the FAA at the Hilton Head Island Airport. The County's runways, taxiways, and aprons have an estimated useful life, without resurfacing, of 25 years. Due to the strong safety concerns of airplanes landing, taking off, and taxiing on these surfaces, all surfaces are repaired immediately if and when there is a need for such repairs.

Actual maintenance of runways, taxiways, and aprons involves scraping and providing improved surface materials on an as needed basis or filling cracks within the pavement on an as needed basis.

	<u>FY 2015</u>	<u>FY 2014</u>	<u>FY 2013</u>
Percent of Runways in Fair or Better Condition	100%	100%	100%
Percent of Taxiways in Fair or Better Condition	100%	100%	100%
Percent of Aprons in Fair or Better Condition	100%	100%	100%
Percent of Annual Resurfacing of Runways Completed	0%	0%	0%
Percent of Annual Resurfacing of Taxiways Completed	0%	0%	0%
Percent of Annual Resurfacing of Aprons Completed	0%	0%	0%

The County estimates maintenance expense in the amount of \$650,000 to be incurred every five (5) years for paving costs in order to maintain and preserve at (or above) the condition level established and disclosed above. The County adopted the modified approach for its airport infrastructure assets in fiscal year 2011. There were no actual maintenance and preservation costs for fiscal years 2011, 2012, 2013, 2014 and 2015.

During fiscal year 2015, the Hilton Head Island Airport acquired a substantial amount of land. The acquisition of this land is for the purpose of extending the runways. The County anticipates that the runways, taxiways and aprons will be preserved as part of the runway extension project.

BEAUFORT COUNTY, SOUTH CAROLINA
 REQUIRED SUPPLEMENTARY INFORMATION
 SCHEDULE OF THE COUNTY'S PROPORTIONATE SHARE OF THE NET PENSION LIABILITY*
 June 30, 2015

SCRS

	County's proportion of the net pension liability	County's proportionate share of the net pension liability	County's covered employee payroll	County's proportionate share of the net pension liability as a percentage of its covered-employee payroll	Plan fiduciary net position of the total pension liability
6/30/2015	0.37%	63,288,017	33,748,936	187.53%	59.90%

PORS

	County's proportion of the net pension liability	County's proportionate share of the net pension liability	County's covered employee payroll	County's proportionate share of the net pension liability as a percentage of its covered-employee payroll	Plan fiduciary net position of the total pension liability
6/30/2015	1.49%	28,534,997	17,973,748	158.76%	67.50%

*Schedule is intended to show information for 10 years. Additional years will be displayed as they become available.

BEAUFORT COUNTY, SOUTH CAROLINA
 REQUIRED SUPPLEMENTARY INFORMATION
 SCHEDULE OF THE COUNTY'S CONTRIBUTIONS TO THE SOUTH CAROLINA RETIREMENT SYSTEM -
 LAST 10 FISCAL YEARS
 June 30, 2015

SCRS

	Contractually required contribution	Contributions in relation to the contractually required contribution	Contribution deficiency (excess)	County's covered- employee payroll	Contributions as a percentage of covered- employee payroll
6/30/2015	3,678,639	(3,678,639)	-	33,748,936	10.90%
6/30/2014	3,521,847	(3,521,847)	-	33,224,943	10.60%
6/30/2013	3,469,387	(3,469,387)	-	32,729,330	10.60%
6/30/2012	3,047,691	(3,047,691)	-	31,963,087	9.54%
6/30/2011	3,232,140	(3,232,140)	-	34,421,016	9.39%
6/30/2010	3,224,101	(3,224,101)	-	34,335,421	9.39%
6/30/2009	3,211,502	(3,211,502)	-	34,201,255	9.39%
6/30/2008	2,922,132	(2,922,132)	-	31,727,748	9.21%
6/30/2007	2,277,189	(2,277,189)	-	27,769,529	8.20%
6/30/2006	2,010,796	(2,010,796)	-	26,213,736	7.67%

PORS

	Contractually required contribution	Contributions in relation to the contractually required contribution	Contribution deficiency (excess)	County's covered- employee payroll	Contributions as a percentage of covered- employee payroll
6/30/2015	2,410,279	(2,410,279)	-	17,973,748	13.41%
6/30/2014	2,319,796	(2,319,796)	-	18,066,959	12.84%
6/30/2013	2,190,358	(2,190,358)	-	17,807,781	12.30%
6/30/2012	2,056,075	(2,056,075)	-	17,479,163	11.76%
6/30/2011	2,049,754	(2,049,754)	-	17,777,568	11.53%
6/30/2010	1,870,440	(1,870,440)	-	16,927,063	11.05%
6/30/2009	1,825,061	(1,825,061)	-	16,516,394	11.05%
6/30/2008	1,609,117	(1,609,117)	-	15,038,476	10.70%
6/30/2007	1,515,803	(1,515,803)	-	14,166,392	10.70%
6/30/2006	1,377,749	(1,377,749)	-	12,876,167	10.70%

BEAUFORT COUNTY, SOUTH CAROLINA
SCHEDULE OF REVENUES - BUDGET (GAAP BASIS) AND ACTUAL
GENERAL FUND
For the Year Ended June 30, 2015

	<u>Budget</u>	<u>Actual</u>	Variance Positive (Negative)
Revenues			
Property Taxes			
Current Taxes	\$ 69,079,000	\$ 69,563,072	\$ 484,072
Delinquent Taxes	2,900,000	1,988,954	(911,046)
Automobile Taxes	3,400,000	5,004,998	1,604,998
Penalties	<u>1,300,000</u>	<u>1,059,872</u>	<u>(240,128)</u>
	<u>76,679,000</u>	<u>77,616,896</u>	<u>937,896</u>
Licenses and Permits			
Building Permits	660,000	823,148	163,148
Copper Permits	200	200	-
Electrician Licenses	16,000	300	(15,700)
Mobile Home Permits	1,800	12,575	10,775
Marriage Licenses	90,000	89,990	(10)
Other Licenses	80,000	96,750	16,750
Cable Franchise Fees	450,000	416,538	(33,462)
Business Licenses	<u>1,491,000</u>	<u>1,541,345</u>	<u>50,345</u>
	<u>2,789,000</u>	<u>2,980,846</u>	<u>191,846</u>
Intergovernmental			
State Aid to Subdivisions	6,000,000	6,030,403	30,403
Homestead Exemption	1,230,000	1,541,376	311,376
Merchants' Inventory Tax	186,308	186,309	1
Manufacturers Tax	36,000	34,928	(1,072)
Motor Carrier Tax	60,000	61,837	1,837
Payments in Lieu of Taxes	100,000	73,540	(26,460)
Veterans Office Stipend	4,000	5,202	1,202
Registration and Election	8,000	2,778	(5,222)
State Aid to Libraries	-	-	-
Salary Supplements	7,875	7,875	-
Title IV-D Unit Cost	70,000	-	(70,000)
State Aid - Traffic Signals	67,233	130,828	63,595
Local, State and Federal Grant Funds	-	40,000	40,000
Pollution Control Penalties	<u>1,000</u>	<u>18,174</u>	<u>17,174</u>
	<u>7,770,416</u>	<u>8,133,250</u>	<u>362,834</u>

BEAUFORT COUNTY, SOUTH CAROLINA
SCHEDULE OF REVENUES - BUDGET (GAAP BASIS) AND ACTUAL
GENERAL FUND
For the Year Ended June 30, 2015

	Budget	Actual	Variance Positive (Negative)
Charges for Services			
Register of Deeds Fees	\$ 2,495,000	\$ 3,505,033	\$ 1,010,033
Sheriff's Fees	60,000	50,524	(9,476)
Probate Court Fees	400,000	487,698	87,698
Magistrates' Civil Fees	249,626	219,809	(29,817)
Clerk of Court Fees	159,500	162,723	3,223
Family Court Fees	327,000	376,332	49,332
Master in Equity Fees	750,000	739,759	(10,241)
Treasurer's Fees	7,500	14,302	6,802
Credit Card Convenience Fees	300,000	377,265	77,265
Emergency Medical Service Fees	2,004,000	2,845,594	841,594
Solid Waste Disposal Fees	5,000	7,600	2,600
DSO / Rezoning / CRB Fees	40,000	60,359	20,359
Animal Shelter Fees	10,000	3,638	(6,362)
Recreation Fees	556,408	589,457	33,049
Sheriff's Service Contracts	2,650,000	2,683,883	33,883
Solicitor Worthless Check Program	20,000	7,953	(12,047)
Other Fees and Reimbursements	<u>68,681</u>	<u>115,937</u>	<u>47,256</u>
	<u>10,102,715</u>	<u>12,247,866</u>	<u>2,145,151</u>
Fines and Forfeitures			
Clerk of Court Fines	-	11,590	11,590
Bond Escrement	-	55,766	55,766
Magistrates' Court Fines	633,642	587,904	(45,738)
Library Fines	95,000	93,119	(1,881)
Other Fines	-	2,880	2,880
Forfeitures	<u>-</u>	<u>408</u>	<u>408</u>
	<u>728,642</u>	<u>751,667</u>	<u>23,025</u>
Interest			
	<u>27,085</u>	<u>30,685</u>	<u>3,600</u>
Miscellaneous			
Rental of County Property	67,000	138,253	71,253
Sale of County Property	134,136	196,093	61,957
Miscellaneous	<u>25,000</u>	<u>153,507</u>	<u>128,507</u>
	<u>226,136</u>	<u>487,853</u>	<u>261,717</u>
Total Revenues	<u>\$ 98,322,994</u>	<u>\$ 102,249,063</u>	<u>\$ 3,926,069</u>

BEAUFORT COUNTY, SOUTH CAROLINA
SCHEDULE OF EXPENDITURES - BUDGET (GAAP BASIS) AND ACTUAL
GENERAL FUND
For the Year Ended June 30, 2015

	Budget	Actual	Variance Positive (Negative)
Expenditures			
General Government			
County Council			
Personnel	\$ 368,515	\$ 347,505	\$ 21,010
Purchased Services	238,041	232,099	5,942
Supplies	4,510	6,402	(1,892)
Capital	-	678,758	(678,758)
Other	-	50,000	(50,000)
	<u>611,066</u>	<u>1,314,764</u>	<u>(703,698)</u>
Auditor			
Personnel	505,151	481,747	23,404
Purchased Services	41,500	38,017	3,483
Supplies	16,500	11,185	5,315
Capital	-	123	(123)
	<u>563,151</u>	<u>531,072</u>	<u>32,079</u>
Treasurer			
Personnel	536,561	440,015	96,546
Purchased Services	225,230	275,030	(49,800)
Supplies	18,500	11,984	6,516
Capital	14,400	3,099	11,301
Other	275,000	342,677	(67,677)
	<u>1,069,691</u>	<u>1,072,805</u>	<u>(3,114)</u>
Clerk of Court & Family Court			
Personnel	773,610	691,311	82,299
Purchased Services	285,650	307,495	(21,845)
Supplies	30,407	20,948	9,459
Capital	-	27,788	(27,788)
	<u>1,089,667</u>	<u>1,047,542</u>	<u>42,125</u>
Probate Court			
Personnel	679,762	663,512	16,250
Purchased Services	44,492	48,817	(4,325)
Supplies	7,800	6,820	980
Capital	-	401	(401)
	<u>732,054</u>	<u>719,550</u>	<u>12,504</u>
Coroner			
Personnel	213,409	226,638	(13,229)
Purchased Services	181,931	185,655	(3,724)
Supplies	49,336	17,982	31,354
Capital	2,525	895	1,630
	<u>447,201</u>	<u>431,170</u>	<u>16,031</u>
Legislative Delegation			
Personnel	69,883	48,141	21,742
Purchased Services	3,400	1,313	2,087
Supplies	500	220	280
	<u>73,783</u>	<u>49,674</u>	<u>24,109</u>

BEAUFORT COUNTY, SOUTH CAROLINA
SCHEDULE OF EXPENDITURES - BUDGET (GAAP BASIS) AND ACTUAL
GENERAL FUND
For the Year Ended June 30, 2015

	Budget	Actual	Variance Positive (Negative)
Magistrates Court			
Personnel	\$ 1,354,804	\$ 1,515,257	\$ (160,453)
Purchased Services	231,348	220,308	11,040
Supplies	151,400	65,619	85,781
Capital	106,300	104,767	1,533
	<u>1,843,852</u>	<u>1,905,951</u>	<u>(62,099)</u>
Master in Equity			
Personnel	285,940	261,274	24,666
Purchased Services	5,900	3,537	2,363
Supplies	7,100	4,789	2,311
	<u>298,940</u>	<u>269,600</u>	<u>29,340</u>
General Government Elected Fringe Benefits			
Personnel	1,022,522	1,020,357	2,165
General Government Subsidies	1,440,840	1,439,590	1,250
County Administrator			
Personnel	440,105	438,139	1,966
Purchased Services	91,318	126,289	(34,971)
Supplies	7,300	4,094	3,206
Other	34,920	-	34,920
	<u>573,643</u>	<u>568,522</u>	<u>5,121</u>
Communications and Accountability			
Personnel	78,570	131,045	(52,475)
Purchased Services	19,400	14,561	4,839
Supplies	2,750	2,637	113
	<u>100,720</u>	<u>148,243</u>	<u>(47,523)</u>
Broadcast Services			
Personnel	189,928	193,059	(3,131)
Purchased Services	29,608	32,304	(2,696)
Supplies	35,449	27,618	7,831
	<u>254,985</u>	<u>252,981</u>	<u>2,004</u>
County Attorney			
Personnel	323,549	265,980	57,569
Purchased Services	121,900	186,229	(64,329)
Supplies	5,600	2,555	3,045
	<u>451,049</u>	<u>454,764</u>	<u>(3,715)</u>
Finance, Risk Management & Purchasing			
Personnel	690,145	730,520	(40,375)
Purchased Services	118,750	90,645	28,105
Supplies	12,825	12,069	756
	<u>821,720</u>	<u>833,234</u>	<u>(11,514)</u>

BEAUFORT COUNTY, SOUTH CAROLINA
SCHEDULE OF EXPENDITURES - BUDGET (GAAP BASIS) AND ACTUAL
GENERAL FUND
For the Year Ended June 30, 2015

	Budget	Actual	Variance Positive (Negative)
Assessor			
Personnel	\$ 1,760,355	\$ 1,767,636	\$ (7,281)
Purchased Services	84,514	56,428	28,086
Supplies	39,750	20,019	19,731
	<u>1,884,619</u>	<u>1,844,083</u>	<u>40,536</u>
Register of Deeds			
Personnel	372,114	366,131	5,983
Purchased Services	91,239	88,763	2,476
Supplies	13,300	9,206	4,094
	<u>476,653</u>	<u>464,100</u>	<u>12,553</u>
Zoning and Development			
Personnel	164,764	166,443	(1,679)
Purchased Services	5,130	1,838	3,292
Supplies	2,040	666	1,374
	<u>171,934</u>	<u>168,947</u>	<u>2,987</u>
Planning and Comprehensive Plan			
Personnel	446,055	452,284	(6,229)
Purchased Services	66,956	64,549	2,407
Supplies	5,144	4,491	653
	<u>518,155</u>	<u>521,324</u>	<u>(3,169)</u>
Business License			
Personnel	37,962	38,346	(384)
Purchased Services	8,243	3,605	4,638
Supplies	1,850	286	1,564
	<u>48,055</u>	<u>42,237</u>	<u>5,818</u>
Community Services			
Personnel	103,571	115,033	(11,462)
Purchased Services	14,740	6,641	8,099
Supplies	1,350	223	1,127
Other	25,000	15,000	10,000
	<u>144,661</u>	<u>136,897</u>	<u>7,764</u>
Voter Registration and Elections			
Personnel	479,079	527,620	(48,541)
Purchased Services	42,048	(6,798)	48,846
Supplies	89,245	69,137	20,108
Capital	44,154	41,664	2,490
	<u>654,526</u>	<u>631,623</u>	<u>22,903</u>
Management and Geographical Information Systems			
Personnel	1,425,879	1,316,397	109,482
Purchased Services	1,103,397	1,008,429	94,968
Supplies	458,213	474,658	(16,445)
Capital	-	153,619	(153,619)
	<u>2,987,489</u>	<u>2,953,103</u>	<u>34,386</u>

BEAUFORT COUNTY, SOUTH CAROLINA
SCHEDULE OF EXPENDITURES - BUDGET (GAAP BASIS) AND ACTUAL
GENERAL FUND
For the Year Ended June 30, 2015

	Budget	Actual	Variance Positive (Negative)
Records Management			
Personnel	\$ 188,489	\$ 191,825	\$ (3,336)
Purchased Services	59,525	48,725	10,800
Supplies	29,990	18,850	11,140
Capital	<u>42,775</u>	<u>40,623</u>	<u>2,152</u>
	<u>320,779</u>	<u>300,023</u>	<u>20,756</u>
Employee Services			
Personnel	655,747	686,777	(31,030)
Purchased Services	303,097	261,130	41,967
Supplies	<u>20,700</u>	<u>16,821</u>	<u>3,879</u>
	<u>979,544</u>	<u>964,728</u>	<u>14,816</u>
General Government Fringe Benefits			
Personnel	1,290,866	1,249,535	41,331
General Government Current Expenditures	20,662,011	20,284,682	377,329
General Government Capital Expenditures	<u>210,154</u>	<u>1,051,737</u>	<u>(841,583)</u>
Total General Government	<u>20,872,165</u>	<u>21,336,419</u>	<u>(464,254)</u>
Public Safety			
Sheriff's Office			
Personnel	16,710,889	16,626,251	84,638
Purchased Services	1,469,260	1,399,106	70,154
Supplies	1,848,353	1,760,554	87,799
Capital	<u>748,354</u>	<u>982,394</u>	<u>(234,040)</u>
	<u>20,776,856</u>	<u>20,768,305</u>	<u>8,551</u>
Emergency Management			
Personnel	362,862	376,211	(13,349)
Purchased Services	172,421	154,782	17,639
Supplies	45,176	45,053	123
Capital	88,987	88,987	-
Other	<u>10,000</u>	<u>10,000</u>	<u>-</u>
	<u>679,446</u>	<u>675,033</u>	<u>4,413</u>
Communications / Traffic Management			
Personnel	2,941,767	2,942,088	(321)
Purchased Services	3,144,145	3,146,136	(1,991)
Supplies	87,143	90,313	(3,170)
Capital	359,266	7,420	351,846
Other	<u>50,000</u>	<u>50,000</u>	<u>-</u>
	<u>6,582,321</u>	<u>6,235,957</u>	<u>346,364</u>
Public Safety Elected Fringe Benefits			
Personnel	<u>3,432,376</u>	<u>3,381,101</u>	<u>51,275</u>
Emergency Services Director			
Personnel	<u>17,497</u>	<u>17,800</u>	<u>(303)</u>
	<u>17,497</u>	<u>17,800</u>	<u>(303)</u>

BEAUFORT COUNTY, SOUTH CAROLINA
SCHEDULE OF EXPENDITURES - BUDGET (GAAP BASIS) AND ACTUAL
GENERAL FUND
For the Year Ended June 30, 2015

	Budget	Actual	Variance Positive (Negative)
Traffic and Transportation Engineering			
Personnel	\$ 332,094	\$ 297,395	\$ 34,699
Purchased Services	162,663	141,777	20,886
Supplies	65,750	57,355	8,395
	<u>560,507</u>	<u>496,527</u>	<u>63,980</u>
Emergency Medical Services			
Personnel	4,771,302	4,954,114	(182,812)
Purchased Services	292,859	381,792	(88,933)
Supplies	333,500	348,431	(14,931)
Other	10,500	10,361	139
	<u>5,408,161</u>	<u>5,694,698</u>	<u>(286,537)</u>
Detention Center			
Personnel	3,854,071	3,820,711	33,360
Purchased Services	1,258,547	1,144,337	114,210
Supplies	129,400	99,719	29,681
Capital	-	61,087	(61,087)
	<u>5,242,018</u>	<u>5,125,854</u>	<u>116,164</u>
Building Codes and Enforcement			
Personnel	781,848	780,155	1,693
Purchased Services	54,099	51,893	2,206
Supplies	29,150	29,464	(314)
Other	-	2,530	(2,530)
	<u>865,097</u>	<u>864,042</u>	<u>1,055</u>
Animal Services			
Personnel	423,994	426,026	(2,032)
Purchased Services	255,656	259,061	(3,405)
Supplies	96,750	90,305	6,445
Other	2,000	1,020	980
	<u>778,400</u>	<u>776,412</u>	<u>1,988</u>
Public Safety Fringe Benefits			
Personnel	<u>2,693,119</u>	<u>2,704,664</u>	<u>(11,545)</u>
Public Safety Current Expenditures			
	45,839,191	45,600,505	238,686
Public Safety Capital Expenditures			
	<u>1,196,607</u>	<u>1,139,888</u>	<u>56,719</u>
Total Public Safety	<u>47,035,798</u>	<u>46,740,393</u>	<u>295,405</u>
Public Works			
Public Services			
Personnel	217,585	219,124	(1,539)
Purchased Services	1,756	725	1,031
Supplies	464	55	409
	<u>219,805</u>	<u>219,904</u>	<u>(99)</u>

BEAUFORT COUNTY, SOUTH CAROLINA
SCHEDULE OF EXPENDITURES - BUDGET (GAAP BASIS) AND ACTUAL
GENERAL FUND
For the Year Ended June 30, 2015

	Budget	Actual	Variance Positive (Negative)
Facilities Maintenance			
Personnel	\$ 2,062,936	\$ 2,037,017	\$ 25,919
Purchased Services	2,485,440	2,610,061	(124,621)
Supplies	428,300	378,852	49,448
Capital	-	25,626	(25,626)
	<u>4,976,676</u>	<u>5,051,556</u>	<u>(74,880)</u>
Public Works			
Personnel	1,466,645	1,399,191	67,454
Purchased Services	349,682	419,829	(70,147)
Supplies	326,110	237,168	88,942
Capital	-	76,927	(76,927)
	<u>2,142,437</u>	<u>2,133,115</u>	<u>9,322</u>
Engineering			
Personnel	186,796	184,190	2,606
Purchased Services	18,898	15,354	3,544
Supplies	8,575	7,235	1,340
	<u>214,269</u>	<u>206,779</u>	<u>7,490</u>
Solid Waste / Recycling			
Personnel	1,149,995	1,141,556	8,439
Purchased Services	4,077,047	4,068,793	8,254
Supplies	108,500	104,059	4,441
	<u>5,335,542</u>	<u>5,314,408</u>	<u>21,134</u>
Public Works Fringe Benefits			
Personnel	<u>1,458,467</u>	<u>1,438,107</u>	<u>20,360</u>
Public Works Current Expenditures	14,347,196	14,261,316	85,880
Public Works Capital Expenditures	-	102,553	(102,553)
Total Public Works	<u>14,347,196</u>	<u>14,363,869</u>	<u>(16,673)</u>
Public Health			
Mosquito Control			
Personnel	618,305	589,596	28,709
Purchased Services	162,661	148,989	13,672
Supplies	626,493	459,892	166,601
Capital	40,536	40,759	(223)
	<u>1,447,995</u>	<u>1,239,236</u>	<u>208,759</u>
Public Health Subsidies	<u>1,081,000</u>	<u>1,081,000</u>	<u>-</u>
Public Health Fringe Benefits			
Personnel	<u>183,042</u>	<u>190,988</u>	<u>(7,946)</u>
Public Health Current Expenditures	2,671,501	2,470,465	201,036
Public Health Capital Expenditures	40,536	40,759	(223)
Total Public Health	<u>2,712,037</u>	<u>2,511,224</u>	<u>200,813</u>

BEAUFORT COUNTY, SOUTH CAROLINA
SCHEDULE OF EXPENDITURES - BUDGET (GAAP BASIS) AND ACTUAL
GENERAL FUND
For the Year Ended June 30, 2015

	Budget	Actual	Variance Positive (Negative)
Public Welfare			
Veterans Affairs Office			
Personnel	\$ 133,573	\$ 127,266	\$ 6,307
Purchased Services	11,300	9,217	2,083
Supplies	4,575	3,835	740
	<u>149,448</u>	<u>140,318</u>	<u>9,130</u>
Department of Social Services			
Purchased Services	92,562	64,571	27,991
Supplies	120	-	120
	<u>92,682</u>	<u>64,571</u>	<u>28,111</u>
Public Welfare Subsidies	<u>652,667</u>	<u>645,207</u>	<u>7,460</u>
Public Welfare Fringe Benefits			
Personnel	<u>31,291</u>	<u>30,001</u>	<u>1,290</u>
Public Welfare Current Expenditures	<u>926,088</u>	<u>880,097</u>	<u>45,991</u>
Total Public Welfare	<u>926,088</u>	<u>880,097</u>	<u>45,991</u>
Cultural and Recreation			
Parks and Leisure Services			
Personnel	1,612,036	1,533,514	78,522
Purchased Services	1,154,095	1,115,090	39,005
Supplies	212,161	173,231	38,930
Capital	-	126,069	(126,069)
Other	140,000	145,397	(5,397)
	<u>3,118,292</u>	<u>3,093,301</u>	<u>24,991</u>
Libraries			
Personnel	2,586,460	2,538,016	48,444
Purchased Services	491,755	489,319	2,436
Supplies	278,192	288,723	(10,531)
Other	-	1,031	(1,031)
	<u>3,356,407</u>	<u>3,317,089</u>	<u>39,318</u>
Cultural and Recreation Subsidies	<u>4,000,000</u>	<u>4,000,000</u>	<u>-</u>
Cultural and Recreation Fringe Benefits			
Personnel	<u>885,364</u>	<u>858,958</u>	<u>26,406</u>
Cultural and Recreation Current Expenditures	11,360,063	11,143,279	216,784
Cultural and Recreation Capital Expenditures	<u>-</u>	<u>126,069</u>	<u>(126,069)</u>
Total Cultural and Recreation	<u>11,360,063</u>	<u>11,269,348</u>	<u>90,715</u>
Total Current Expenditures	<u>95,806,050</u>	<u>94,640,344</u>	<u>1,165,706</u>
Total Capital Expenditures	<u>1,447,297</u>	<u>2,461,006</u>	<u>(1,013,709)</u>
Total Expenditures	<u>\$ 97,253,347</u>	<u>\$ 97,101,350</u>	<u>\$ 151,997</u>

BEAUFORT COUNTY, SOUTH CAROLINA
SCHEDULE OF EXPENDITURES - BUDGET (GAAP BASIS) AND ACTUAL
COUNTY WIDE GENERAL OBLIGATION BONDS
For the Year Ended June 30, 2015

	Final Budget	Actual	Variance Positive (Negative)
Revenues			
Property Taxes	\$ 8,904,513	\$ 9,072,492	\$ 167,979
Intergovernmental	180,199	230,404	50,205
Interest	<u>83,382</u>	<u>128,114</u>	<u>44,732</u>
Total Revenues	<u>9,168,094</u>	<u>9,431,010</u>	<u>262,916</u>
Expenditures			
Debt Service - Principal	11,828,464	11,303,464	525,000
Debt Service - Interest and Fees	<u>8,009,210</u>	<u>8,571,381</u>	<u>(562,171)</u>
Total Debt Service Expenditures	<u>19,837,674</u>	<u>19,874,845</u>	<u>(37,171)</u>
Excess of Revenues Over (Under) Expenditures	(10,669,580)	(10,443,835)	225,745
Other Financing Sources (Uses)			
Issuance of Bonds	-	2,260,000	2,260,000
Refunding Bond Proceeds	-	22,570,000	22,570,000
Payments to Refunding Debt Escrow Agent	-	(24,811,938)	(24,811,938)
Bond Premiums	-	3,438,394	3,438,394
Transfers In	<u>9,710,842</u>	<u>9,885,813</u>	<u>174,971</u>
Total Other Financing Sources (Uses)	<u>9,710,842</u>	<u>13,342,269</u>	<u>3,631,427</u>
Net Change in Fund Balance	(958,738)	2,898,434	3,857,172
Fund Balance - beginning	<u>8,911,386</u>	<u>8,911,386</u>	<u>-</u>
Fund Balance - ending	<u>\$ 7,952,648</u>	<u>\$ 11,809,820</u>	<u>\$ 3,857,172</u>

BEAUFORT COUNTY, SOUTH CAROLINA
 SCHEDULE OF EXPENDITURES - BUDGET (GAAP BASIS) AND ACTUAL
 SALES TAX PROJECTS
 For the Year Ended June 30, 2015

	Final Budget	Actual	Variance Positive (Negative)
Revenues			
Intergovernmental	\$ 17,488,614	\$ 13,239,003	\$ (4,249,611)
Interest	-	52,226	52,226
Miscellaneous	-	455,460	455,460
Total Revenues	<u>17,488,614</u>	<u>13,746,689</u>	<u>(3,741,925)</u>
Expenditures			
Capital Projects	<u>42,139,191</u>	<u>23,507,547</u>	<u>18,631,644</u>
Net Change in Fund Balance	(24,650,577)	(9,760,858)	14,889,719
Fund Balance - beginning	<u>31,873,999</u>	<u>31,873,999</u>	-
Fund Balance - ending	<u>\$ 7,223,422</u>	<u>\$ 22,113,141</u>	<u>\$ 14,889,719</u>

BEAUFORT COUNTY, SOUTH CAROLINA
BALANCE SHEET
NONMAJOR GOVERNMENTAL FUNDS
June 30, 2015

	Special Revenue Funds	Debt Service Funds	Capital Projects Funds	Total Nonmajor Governmental Funds
ASSETS				
Cash and Equity in Pooled Cash and Investments	\$ 32,673,855	\$ 4,333,353	\$ 31,862,397	\$ 68,869,605
Receivables, Net	1,155,842	5,725	190,750	1,352,317
Due from Other Governments	1,830,884	-	4,574	1,835,458
Prepaid Items	<u>72,404</u>	<u>-</u>	<u>-</u>	<u>72,404</u>
Total Assets	<u>\$ 35,732,985</u>	<u>\$ 4,339,078</u>	<u>\$ 32,057,721</u>	<u>\$ 72,129,784</u>
LIABILITIES				
Accounts Payable	\$ 1,231,831	\$ -	\$ 332,765	\$ 1,564,596
Accrued Payroll	261,703	-	-	261,703
Due to Others	<u>608,426</u>	<u>-</u>	<u>-</u>	<u>608,426</u>
Total Liabilities	<u>2,101,960</u>	<u>-</u>	<u>332,765</u>	<u>2,434,725</u>
DEFERRED INFLOWS OF RESOURCES				
Unavailable revenue - property taxes	<u>185,020</u>	<u>5,725</u>	<u>-</u>	<u>190,745</u>
Total deferred inflows of resources	<u>185,020</u>	<u>5,725</u>	<u>-</u>	<u>190,745</u>
FUND BALANCE				
Nonspendable	72,404	-	-	72,404
Restricted	33,279,379	4,333,353	31,724,956	69,337,688
Committed	<u>94,222</u>	<u>-</u>	<u>-</u>	<u>94,222</u>
Total Fund Balance	<u>33,446,005</u>	<u>4,333,353</u>	<u>31,724,956</u>	<u>69,504,314</u>
Total liabilities, deferred inflows of resources, and fund balances	<u>\$ 35,732,985</u>	<u>\$ 4,339,078</u>	<u>\$ 32,057,721</u>	<u>\$ 72,129,784</u>

BEAUFORT COUNTY, SOUTH CAROLINA
SCHEDULE OF REVENUES, EXPENDITURES AND CHANGES IN FUND BALANCES
NONMAJOR GOVERNMENTAL FUNDS
For the Year Ended June 30, 2015

	Special Revenue Funds		
	Final Budget	Actual	Variance Positive (Negative)
Revenues			
Property Taxes	\$ 8,218,592	\$ 8,073,859	\$ (144,733)
Licenses and Permits	7,510,500	9,093,955	1,583,455
Intergovernmental	12,219,307	15,009,129	2,789,822
Charge for Services	3,867,080	4,139,959	272,879
Fines and Forfeitures	175,200	321,807	146,607
Interest	30,170	16,160	(14,010)
Miscellaneous	812,078	1,110,400	298,322
Total Revenues	<u>32,832,927</u>	<u>37,765,269</u>	<u>4,932,342</u>
Expenditures			
General Government	5,003,555	5,073,468	(69,913)
Public Safety	2,062,283	2,780,766	(718,483)
Public Works	717,845	1,696,990	(979,145)
Public Health	8,383,423	8,019,783	363,640
Public Welfare	1,387,524	1,645,160	(257,636)
Cultural and Recreation	1,003,135	818,144	184,991
Capital Projects	3,599,858	4,533,669	(933,811)
Total Expenditures	<u>22,157,623</u>	<u>24,567,980</u>	<u>(2,410,357)</u>
Excess (deficiency) of revenues over expenditures	10,675,304	13,197,289	2,521,985
Other Financing Sources (Uses)			
Transfers In	3,635,140	5,238,188	1,603,048
Transfers Out	(13,749,037)	(14,463,822)	(714,785)
Total Other Financing Sources (Uses)	<u>(10,113,897)</u>	<u>(9,225,634)</u>	<u>888,263</u>
Net Change in Fund Balance	561,407	3,971,655	3,410,248
Fund Balance - beginning	<u>29,474,350</u>	<u>29,474,350</u>	<u>-</u>
Fund Balance - ending	<u>\$ 30,035,757</u>	<u>\$ 33,446,005</u>	<u>\$ 3,410,248</u>

BEAUFORT COUNTY, SOUTH CAROLINA
SCHEDULE OF REVENUES, EXPENDITURES AND CHANGES IN FUND BALANCES
NONMAJOR GOVERNMENTAL FUNDS
For the Year Ended June 30, 2015

	Debt Service Funds		
	Final Budget	Actual	Variance Positive (Negative)
Revenues			
Property Taxes	\$ 625,000	\$ 513,544	\$ (111,456)
Interest	2,700	1,603	(1,097)
Total Revenues	<u>627,700</u>	<u>515,147</u>	<u>(112,553)</u>
Expenditures			
Debt Service - Principal	1,945,000	2,150,000	(205,000)
Debt Service - Interest and Fees	<u>193,952</u>	<u>183,060</u>	<u>10,892</u>
Total Expenditures	<u>2,138,952</u>	<u>2,333,060</u>	<u>(194,108)</u>
Excess (deficiency) of revenues over expenditures	(1,511,252)	(1,817,913)	(306,661)
Other Financing Sources (Uses)			
Transfers In	3,626,931	2,431,701	(1,195,230)
Transfers Out	<u>(1,215,733)</u>	<u>(1,232,608)</u>	<u>(16,875)</u>
Total Other Financing Sources (Uses)	<u>2,411,198</u>	<u>1,199,093</u>	<u>(1,212,105)</u>
Net Change in Fund Balance	899,946	(618,820)	(1,518,766)
Fund Balance - beginning	<u>4,952,173</u>	<u>4,952,173</u>	<u>-</u>
Fund Balance - ending	<u>\$ 5,852,119</u>	<u>\$ 4,333,353</u>	<u>\$ (1,518,766)</u>

BEAUFORT COUNTY, SOUTH CAROLINA
SCHEDULE OF REVENUES, EXPENDITURES AND CHANGES IN FUND BALANCES
NONMAJOR GOVERNMENTAL FUNDS
For the Year Ended June 30, 2015


	<u>Capital Projects Funds</u>		
	Final Budget	Actual	Variance Positive (Negative)
Revenues			
Property Taxes	\$ -	\$ 74,559	\$ 74,559
Intergovernmental	-	-	-
Interest	16,000	40,294	24,294
Miscellaneous	-	312,000	312,000
Total Revenues	<u>16,000</u>	<u>426,853</u>	<u>410,853</u>
Expenditures			
Capital Projects	<u>33,443,045</u>	<u>5,668,096</u>	<u>27,774,949</u>
Total Expenditures	<u>33,443,045</u>	<u>5,668,096</u>	<u>27,774,949</u>
Excess (deficiency) of revenues over expenditures	(33,427,045)	(5,241,243)	28,185,802
Other Financing Sources (Uses)			
Issuance of Bonds	17,005,769	17,190,000	184,231
Transfers In	-	816,727	816,727
Transfers Out	-	(450,000)	(450,000)
Total Other Financing Sources (Uses)	<u>17,005,769</u>	<u>17,556,727</u>	<u>550,958</u>
Net Change in Fund Balance	(16,421,276)	12,315,484	28,736,760
Fund Balance - beginning	<u>19,409,472</u>	<u>19,409,472</u>	<u>-</u>
Fund Balance - ending	<u>\$ 2,988,196</u>	<u>\$ 31,724,956</u>	<u>\$ 28,736,760</u>

BEAUFORT COUNTY, SOUTH CAROLINA
SCHEDULE OF REVENUES, EXPENDITURES AND CHANGES IN FUND BALANCES
NONMAJOR GOVERNMENTAL FUNDS
For the Year Ended June 30, 2015

	Total Nonmajor Governmental Funds		
	Final Budget	Actual	Variance Positive (Negative)
Revenues			
Property Taxes	\$ 8,843,592	\$ 8,661,962	\$ (181,630)
Licenses and Permits	7,510,500	9,093,955	1,583,455
Intergovernmental	12,219,307	15,009,129	2,789,822
Charge for Services	3,867,080	4,139,959	272,879
Fines and Forfeitures	175,200	321,807	146,607
Interest	48,870	58,057	9,187
Miscellaneous	<u>812,078</u>	<u>1,422,400</u>	<u>610,322</u>
Total Revenues	<u>33,476,627</u>	<u>38,707,269</u>	<u>5,230,642</u>
Expenditures			
General Government	5,003,555	5,073,468	(69,913)
Public Safety	2,062,283	2,780,766	(718,483)
Public Works	717,845	1,696,990	(979,145)
Public Health	8,383,423	8,019,783	363,640
Public Welfare	1,387,524	1,645,160	(257,636)
Cultural and Recreation	1,003,135	818,144	184,991
Debt Service - Principal	1,945,000	2,150,000	(205,000)
Debt Service - Interest and Fees	193,952	183,060	10,892
Capital Projects	<u>37,042,903</u>	<u>10,201,765</u>	<u>26,841,138</u>
Total Expenditures	<u>57,739,620</u>	<u>32,569,136</u>	<u>25,170,484</u>
Excess (deficiency) of revenues over expenditures	(24,262,993)	6,138,133	30,401,126
Other Financing Sources (Uses)			
Issuance of Bonds	17,005,769	17,190,000	184,231
Transfers In	7,262,071	8,486,616	1,224,545
Transfers Out	<u>(14,964,770)</u>	<u>(16,146,430)</u>	<u>(1,181,660)</u>
Total Other Financing Sources (Uses)	<u>9,303,070</u>	<u>9,530,186</u>	<u>227,116</u>
Net Change in Fund Balance	(14,959,923)	15,668,319	30,628,242
Fund Balance - beginning	<u>53,835,995</u>	<u>53,835,995</u>	<u>-</u>
Fund Balance - ending	<u>\$ 38,876,072</u>	<u>\$ 69,504,314</u>	<u>\$ 30,628,242</u>

BEAUFORT COUNTY, SOUTH CAROLINA
COMBINING BALANCE SHEET
ALL NONMAJOR SPECIAL REVENUE FUNDS
June 30, 2015

	General Government Programs	Public Safety Programs	Public Works Programs	Alcohol and Drug Programs	Disabilities and Special Needs Programs	Public Welfare Programs	Cultural and Recreational Programs	Total
ASSETS								
Cash and Equity in Pooled Cash and Investments	\$ 10,456,022	\$ 5,844,926	\$ 9,349,050	\$ 332,950	\$ 1,501,855	\$ 68,252	\$ 5,120,800	\$ 32,673,855
Receivables, Net	312,525	88,916	524,623	6,000	-	9,735	214,043	1,155,842
Due from Other Governments	488,224	216,276	541,755	90,552	354,868	93,513	45,696	1,830,884
Notes Receivable	-	-	-	-	-	-	-	-
Prepaid Items	5,337	30,095	-	3,276	33,696	-	-	72,404
Total Assets	<u>\$ 11,262,108</u>	<u>\$ 6,180,213</u>	<u>\$ 10,415,428</u>	<u>\$ 432,778</u>	<u>\$ 1,890,419</u>	<u>\$ 171,500</u>	<u>\$ 5,380,539</u>	<u>\$ 35,732,985</u>
LIABILITIES								
Accounts Payable	\$ 215,647	\$ 132,266	\$ 232,134	\$ 29,140	\$ 322,028	\$ 111,254	\$ 189,362	\$ 1,231,831
Accrued Payroll	59,610	61,337	709	22,799	107,798	4,370	5,080	261,703
Due to Others	-	571,825	-	-	36,601	-	-	608,426
Total Liabilities	<u>275,257</u>	<u>765,428</u>	<u>232,843</u>	<u>51,939</u>	<u>466,427</u>	<u>115,624</u>	<u>194,442</u>	<u>2,101,960</u>
DEFERRED INFLOWS OF RESOURCES								
Deferred Property Tax Revenues	185,020	-	-	-	-	-	-	185,020
Total deferred inflows of resources	<u>185,020</u>	<u>-</u>	<u>-</u>	<u>-</u>	<u>-</u>	<u>-</u>	<u>-</u>	<u>185,020</u>
FUND BALANCE								
Nonspendable	5,337	30,095	-	3,276	33,696	-	-	72,404
Restricted	10,796,494	5,381,822	10,182,585	377,563	1,390,296	55,876	5,094,743	33,279,379
Committed	-	2,868	-	-	-	-	91,354	94,222
Total Fund Balances	<u>10,801,831</u>	<u>5,414,785</u>	<u>10,182,585</u>	<u>380,839</u>	<u>1,423,992</u>	<u>55,876</u>	<u>5,186,097</u>	<u>33,446,005</u>
Total liabilities, deferred inflows of resources, and fund balances	<u>\$ 11,262,108</u>	<u>\$ 6,180,213</u>	<u>\$ 10,415,428</u>	<u>\$ 432,778</u>	<u>\$ 1,890,419</u>	<u>\$ 171,500</u>	<u>\$ 5,380,539</u>	<u>\$ 35,732,985</u>



Peggy Copley
Beaufort County Resident

BEAUFORT COUNTY, SOUTH CAROLINA
COMBINING SCHEDULE OF REVENUES, EXPENDITURES AND CHANGES IN
FUND BALANCES - BUDGET AND ACTUAL
ALL NONMAJOR SPECIAL REVENUE FUNDS
For the Year Ended June 30, 2015

	General Government Programs		
	Final Budget	Actual	Variance Positive (Negative)
Revenues			
Property Taxes	\$ 8,218,592	\$ 8,073,859	\$ (144,733)
Licenses and Permits	3,920,000	4,465,151	545,151
Intergovernmental	1,960,000	1,816,110	(143,890)
Charge for Services	1,075,000	1,192,910	117,910
Fines and Forfeitures	40,000	18,032	(21,968)
Interest	8,295	4,102	(4,193)
Miscellaneous	<u>551,300</u>	<u>624,071</u>	<u>72,771</u>
Total Revenues	<u>15,773,187</u>	<u>16,194,235</u>	<u>421,048</u>
Expenditures			
General Government	5,003,555	5,073,468	(69,913)
Capital	<u>3,000</u>	<u>-</u>	<u>3,000</u>
Total Expenditures	<u>5,006,555</u>	<u>5,073,468</u>	<u>(66,913)</u>
Excess (deficiency) of revenues over expenditures	10,766,632	11,120,767	354,135
Other Financing Sources (Uses)			
Transfers In	600,000	850,000	250,000
Transfers Out	<u>(10,898,142)</u>	<u>(11,887,020)</u>	<u>(988,878)</u>
Total Other Financing Sources (Uses)	<u>(10,298,142)</u>	<u>(11,037,020)</u>	<u>(738,878)</u>
Net Change in Fund Balance	468,490	83,747	(384,743)
Fund Balance - beginning	<u>10,718,084</u>	<u>10,718,084</u>	<u>-</u>
Fund Balance - ending	<u>\$ 11,186,574</u>	<u>\$ 10,801,831</u>	<u>\$ (384,743)</u>

BEAUFORT COUNTY, SOUTH CAROLINA
COMBINING SCHEDULE OF REVENUES, EXPENDITURES AND CHANGES IN
FUND BALANCE - BUDGET AND ACTUAL
ALL NONMAJOR SPECIAL REVENUE FUNDS
For the Year Ended June 30, 2015

	Public Safety Programs		
	Final Budget	Actual	Variance Positive (Negative)
Revenues			
Licenses and Permits	\$ 25,000	\$ 30,200	\$ 5,200
Intergovernmental	1,194,318	1,913,101	718,783
Charge for Services	730,000	719,473	(10,527)
Fines and Forfeitures	135,200	303,775	168,575
Interest	2,150	1,370	(780)
Miscellaneous	84,200	209,988	125,788
Total Revenues	<u>2,170,868</u>	<u>3,177,907</u>	<u>1,007,039</u>
Expenditures			
Public Safety	2,062,283	2,780,766	(718,483)
Capital	<u>367,360</u>	<u>431,220</u>	<u>(63,860)</u>
Total Expenditures	<u>2,429,643</u>	<u>3,211,986</u>	<u>(782,343)</u>
Excess (deficiency) of revenues over expenditures	(258,775)	(34,079)	224,696
Other Financing Sources (Uses)			
Transfers In	260,068	633,188	373,120
Transfers Out	-	-	-
Total Other Financing Sources (Uses)	<u>260,068</u>	<u>633,188</u>	<u>373,120</u>
Net Change in Fund Balance	1,293	599,109	597,816
Fund Balance - beginning	<u>4,815,676</u>	<u>4,815,676</u>	<u>-</u>
Fund Balance - ending	<u>\$ 4,816,969</u>	<u>\$ 5,414,785</u>	<u>\$ 597,816</u>

BEAUFORT COUNTY, SOUTH CAROLINA
 COMBINING SCHEDULE OF REVENUES, EXPENDITURES AND CHANGES IN
 FUND BALANCE - BUDGET AND ACTUAL
 ALL NONMAJOR SPECIAL REVENUE FUNDS
 For the Year Ended June 30, 2015

	Public Works Programs		
	Final Budget	Actual	Variance Positive (Negative)
Revenues			
Licenses and Permits	\$ 2,540,000	\$ 3,010,667	\$ 470,667
Intergovernmental	2,076,010	2,734,588	658,578
Charge for Services	1,410,000	1,527,568	117,568
Interest	16,450	8,443	(8,007)
Miscellaneous	-	24,733	24,733
Total Revenues	<u>6,042,460</u>	<u>7,305,999</u>	<u>1,263,539</u>
Expenditures			
Public Works	717,845	1,696,990	(979,145)
Capital	<u>2,757,998</u>	<u>2,165,074</u>	<u>592,924</u>
Total Expenditures	<u>3,475,843</u>	<u>3,862,064</u>	<u>(386,221)</u>
Excess (deficiency) of revenues over expenditures	2,566,617	3,443,935	877,318
Other Financing Sources (Uses)			
Transfers In	-	-	-
Transfers Out	<u>(2,521,417)</u>	<u>(1,005,717)</u>	<u>1,515,700</u>
Total Other Financing Sources (Uses)	<u>(2,521,417)</u>	<u>(1,005,717)</u>	<u>1,515,700</u>
Net Change in Fund Balance	45,200	2,438,218	2,393,018
Fund Balance - beginning	<u>7,744,367</u>	<u>7,744,367</u>	<u>-</u>
Fund Balance - ending	<u>\$ 7,789,567</u>	<u>\$ 10,182,585</u>	<u>\$ 2,393,018</u>

BEAUFORT COUNTY, SOUTH CAROLINA
COMBINING SCHEDULE OF REVENUES, EXPENDITURES AND CHANGES IN
FUND BALANCE - BUDGET AND ACTUAL
ALL NONMAJOR SPECIAL REVENUE FUNDS
For the Year Ended June 30, 2015

	Public Health - Alcohol and Drug Programs		
	Final		Variance
	Budget	Actual	Positive
			(Negative)
Revenues			
Intergovernmental	\$ 604,089	\$ 751,477	\$ 147,388
Charge for Services	238,938	314,475	75,537
Interest	-	97	97
Miscellaneous	1,000	1,806	806
Total Revenues	<u>844,027</u>	<u>1,067,855</u>	<u>223,828</u>
Expenditures			
Public Health	1,316,120	1,235,660	80,460
Capital	-	21,056	(21,056)
Total Expenditures	<u>1,316,120</u>	<u>1,256,716</u>	<u>59,404</u>
Excess (deficiency) of revenues over expenditures	(472,093)	(188,861)	283,232
Other Financing Sources (Uses)			
Transfers In	400,000	400,000	-
Total Other Financing Sources (Uses)	<u>400,000</u>	<u>400,000</u>	<u>-</u>
Net Change in Fund Balance	(72,093)	211,139	283,232
Fund Balance - beginning	<u>169,700</u>	<u>169,700</u>	<u>-</u>
Fund Balance - ending	<u>\$ 97,607</u>	<u>\$ 380,839</u>	<u>\$ 283,232</u>

BEAUFORT COUNTY, SOUTH CAROLINA
COMBINING SCHEDULE OF REVENUES, EXPENDITURES AND CHANGES IN
FUND BALANCE - BUDGET AND ACTUAL
ALL NONMAJOR SPECIAL REVENUE FUNDS
For the Year Ended June 30, 2015

	Public Health-Disabilities and Special Needs Programs		
	Final Budget	Actual	Variance Positive (Negative)
Revenues			
Intergovernmental	\$ 4,862,867	\$ 6,007,349	\$ 1,144,482
Charge for Services	278,442	270,903	(7,539)
Interest	-	452	452
Miscellaneous	<u>157,978</u>	<u>222,797</u>	<u>64,819</u>
Total Revenues	<u>5,299,287</u>	<u>6,501,501</u>	<u>1,202,214</u>
Expenditures			
Public Health	7,067,303	6,784,123	283,180
Capital	<u>-</u>	<u>1,139,032</u>	<u>(1,139,032)</u>
Total Expenditures	<u>7,067,303</u>	<u>7,923,155</u>	<u>(855,852)</u>
Excess (deficiency) of revenues over expenditures	(1,768,016)	(1,421,654)	346,362
Other Financing Sources (Uses)			
Transfers In	2,075,072	3,055,000	979,928
Transfers Out	<u>(135,650)</u>	<u>(1,055,000)</u>	<u>(919,350)</u>
Total Other Financing Sources (Uses)	<u>1,939,422</u>	<u>2,000,000</u>	<u>60,578</u>
Net Change in Fund Balance	171,406	578,346	406,940
Fund Balance - beginning	<u>845,646</u>	<u>845,646</u>	<u>-</u>
Fund Balance - ending	<u>\$ 1,017,052</u>	<u>\$ 1,423,992</u>	<u>\$ 406,940</u>

BEAUFORT COUNTY, SOUTH CAROLINA
COMBINING SCHEDULE OF REVENUES, EXPENDITURES AND CHANGES IN
FUND BALANCE - BUDGET AND ACTUAL
ALL NONMAJOR SPECIAL REVENUE FUNDS
For the Year Ended June 30, 2015

	Public Welfare Programs		
	Final Budget	Actual	Variance Positive (Negative)
Revenues			
Intergovernmental	\$ 919,232	\$ 1,180,594	\$ 261,362
Charge for Services	134,700	87,992	(46,708)
Interest	-	16	16
Miscellaneous	17,600	13,750	(3,850)
Total Revenues	<u>1,071,532</u>	<u>1,282,352</u>	<u>210,820</u>
Expenditures			
Public Welfare	<u>1,387,524</u>	<u>1,645,160</u>	<u>(257,636)</u>
Total Expenditures	<u>1,387,524</u>	<u>1,645,160</u>	<u>(257,636)</u>
Excess (deficiency) of revenues over expenditures	(315,992)	(362,808)	(46,816)
Other Financing Sources (Uses)			
Transfers In	<u>300,000</u>	<u>300,000</u>	<u>-</u>
Total Other Financing Sources (Uses)	<u>300,000</u>	<u>300,000</u>	<u>-</u>
Net Change in Fund Balance	(15,992)	(62,808)	(46,816)
Fund Balance - beginning	<u>118,684</u>	<u>118,684</u>	<u>-</u>
Fund Balance - ending	<u>\$ 102,692</u>	<u>\$ 55,876</u>	<u>\$ (46,816)</u>

BEAUFORT COUNTY, SOUTH CAROLINA
 COMBINING SCHEDULE OF REVENUES, EXPENDITURES AND CHANGES IN
 FUND BALANCE - BUDGET AND ACTUAL
 ALL NONMAJOR SPECIAL REVENUE FUNDS
 For the Year Ended June 30, 2015

	Cultural and Recreation Programs		
	Final Budget	Actual	Variance Positive (Negative)
Revenues			
Licenses and Permits	\$ 1,025,500	\$ 1,587,937	\$ 562,437
Intergovernmental	602,791	605,910	3,119
Charge for Services	-	26,638	26,638
Interest	3,275	1,680	(1,595)
Miscellaneous	-	13,255	13,255
Total Revenues	<u>1,631,566</u>	<u>2,235,420</u>	<u>603,854</u>
Expenditures			
Cultural and Recreation	1,003,135	818,144	184,991
Capital	<u>471,500</u>	<u>777,287</u>	<u>(305,787)</u>
Total Expenditures	<u>1,474,635</u>	<u>1,595,431</u>	<u>(120,796)</u>
Excess (deficiency) of revenues over expenditures	156,931	639,989	483,058
Other Financing Sources (Uses)			
Transfers In	-	-	-
Transfers Out	<u>(193,828)</u>	<u>(516,085)</u>	<u>(322,257)</u>
Total Other Financing Sources (Uses)	<u>(193,828)</u>	<u>(516,085)</u>	<u>(322,257)</u>
Net Change in Fund Balance	(36,897)	123,904	160,801
Fund Balance - beginning	<u>5,062,193</u>	<u>5,062,193</u>	<u>-</u>
Fund Balance - ending	<u>\$ 5,025,296</u>	<u>\$ 5,186,097</u>	<u>\$ 160,801</u>

BEAUFORT COUNTY, SOUTH CAROLINA
COMBINING SCHEDULE OF REVENUES, EXPENDITURES AND CHANGES IN
FUND BALANCE - BUDGET AND ACTUAL
ALL NONMAJOR SPECIAL REVENUE FUNDS
For the Year Ended June 30, 2015

	Totals		
	Final Budget	Actual	Variance Positive (Negative)
Revenues			
Property Taxes	\$ 8,218,592	\$ 8,073,859	\$ (144,733)
Licenses and Permits	7,510,500	9,093,955	1,583,455
Intergovernmental	12,219,307	15,009,129	2,789,822
Charge for Services	3,867,080	4,139,959	272,879
Fines and Forfeitures	175,200	321,807	146,607
Interest	30,170	16,160	(14,010)
Miscellaneous	<u>812,078</u>	<u>1,110,400</u>	<u>298,322</u>
Total Revenues	<u>32,832,927</u>	<u>37,765,269</u>	<u>4,932,342</u>
Expenditures			
General Government	5,003,555	5,073,468	(69,913)
Public Safety	2,062,283	2,780,766	(718,483)
Public Works	717,845	1,696,990	(979,145)
Public Health	8,383,423	8,019,783	363,640
Public Welfare	1,387,524	1,645,160	(257,636)
Cultural and Recreation	1,003,135	818,144	184,991
Capital	<u>3,599,858</u>	<u>4,533,669</u>	<u>(933,811)</u>
Total Expenditures	<u>22,157,623</u>	<u>24,567,980</u>	<u>(2,410,357)</u>
Excess (deficiency) of revenues over expenditures	10,675,304	13,197,289	2,521,985
Other Financing Sources (Uses)			
Transfers In	3,635,140	5,238,188	1,603,048
Transfers Out	<u>(13,749,037)</u>	<u>(14,463,822)</u>	<u>(714,785)</u>
Total Other Financing Sources (Uses)	<u>(10,113,897)</u>	<u>(9,225,634)</u>	<u>888,263</u>
Net Change in Fund Balance	561,407	3,971,655	3,410,248
Fund Balance - beginning	<u>29,474,350</u>	<u>29,474,350</u>	<u>-</u>
Fund Balance - ending	<u>\$ 30,035,757</u>	<u>\$ 33,446,005</u>	<u>\$ 3,410,248</u>

BEAUFORT COUNTY, SOUTH CAROLINA
 COMBINING BALANCE SHEET
 NONMAJOR SPECIAL REVENUE FUNDS - GENERAL GOVERNMENT GRANTS
 June 30, 2015

	State Accommodations Tax Program	Purchase of Real Property Program	Local Accommodations Tax Program	Local Hospitality Tax Program	Local Admissions Fee Program	Treasurer Execution Fees	Clerk of Court Incentive	Clerk of Court Unit Cost	Employer Group Benefit Trust	Public Defender Trust	Reforestation Trust	Total
ASSETS												
Cash and Equity in Pooled Cash and Investments	\$ 197,562	\$ -	\$ 2,215,770	\$ 4,012,362	\$ 1,833,212	\$ 1,290,619	\$ 169,522	\$ (16,921)	\$ 312,439	\$ 220,599	\$ 220,858	\$ 10,456,022
Receivables, Net	-	244,973	3,841	1,193	1,735	-	-	1,638	-	58,725	420	312,525
Due from Other Governments	246,332	162,545	-	-	-	4,616	993	23,122	-	50,616	-	488,224
Prepaid Items	-	-	-	-	-	3,803	-	-	-	1,534	-	5,337
Total Assets	\$ 443,894	\$ 407,518	\$ 2,219,611	\$ 4,013,555	\$ 1,834,947	\$ 1,299,038	\$ 170,515	\$ 7,839	\$ 312,439	\$ 331,474	\$ 221,278	\$ 11,262,108
LIABILITIES												
Accounts Payable	\$ 73,902	\$ 73,195	\$ 26,186	\$ 583	\$ 581	\$ 19,015	\$ -	\$ 2,453	\$ -	\$ 18,232	\$ 1,500	\$ 215,647
Accrued Payroll	-	-	949	949	949	20,529	-	5,386	-	30,848	-	59,610
Total liabilities	73,902	73,195	27,135	1,532	1,530	39,544	-	7,839	-	49,080	1,500	275,257
DEFERRED INFLOWS OF RESOURCES												
Unavailable revenue - property taxes	-	185,020	-	-	-	-	-	-	-	-	-	185,020
Total deferred inflows of resources	-	185,020	-	-	-	-	-	-	-	-	-	185,020
FUND BALANCE												
Nonspendable	-	-	-	-	-	3,803	-	-	-	1,534	-	5,337
Restricted	369,992	149,303	2,192,476	4,012,023	1,833,417	1,255,691	170,515	-	312,439	280,860	219,778	10,796,494
Total Fund Balance	369,992	149,303	2,192,476	4,012,023	1,833,417	1,259,494	170,515	-	312,439	282,394	219,778	10,801,831
Total liabilities, deferred inflows of resources and fund balances	\$ 443,894	\$ 407,518	\$ 2,219,611	\$ 4,013,555	\$ 1,834,947	\$ 1,299,038	\$ 170,515	\$ 7,839	\$ 312,439	\$ 331,474	\$ 221,278	\$ 11,262,108

BEAUFORT COUNTY, SOUTH CAROLINA
COMBINING SCHEDULE OF REVENUES, EXPENDITURES AND CHANGES IN FUND BALANCES
NONMAJOR SPECIAL REVENUE FUNDS - GENERAL GOVERNMENT GRANTS
For the Year Ended June 30, 2015

	State Accomodations Tax Program		
	Final Budget	Actual	Variance Positive (Negative)
Revenues			
Intergovernmental	\$ 900,000	\$ 668,774	\$ (231,226)
Interest	500	102	(398)
Total Revenues	<u>900,500</u>	<u>668,876</u>	<u>(231,624)</u>
Expenditures			
General Government			
Other	<u>947,500</u>	<u>683,132</u>	<u>264,368</u>
Total Expenditures	<u>947,500</u>	<u>683,132</u>	<u>264,368</u>
Excess (deficiency) of revenues over expenditures	(47,000)	(14,256)	32,744
Other Financing Sources (Uses)			
Transfers In	-	200,000	200,000
Transfers Out	<u>(68,750)</u>	<u>(117,189)</u>	<u>(48,439)</u>
Total Other Financing Sources (Uses)	<u>(68,750)</u>	<u>82,811</u>	<u>151,561</u>
Net Change in Fund Balance	(115,750)	68,555	184,305
Fund Balance - beginning	<u>301,437</u>	<u>301,437</u>	<u>-</u>
Fund Balance - ending	<u>\$ 185,687</u>	<u>\$ 369,992</u>	<u>\$ 184,305</u>

BEAUFORT COUNTY, SOUTH CAROLINA
COMBINING SCHEDULE OF REVENUES, EXPENDITURES AND CHANGES IN FUND BALANCES
NONMAJOR SPECIAL REVENUE FUNDS - GENERAL GOVERNMENT GRANTS
For the Year Ended June 30, 2015

	Purchase of Real Property Program		
	Final Budget	Actual	Variance Positive (Negative)
Revenues			
Property Taxes	\$ 8,218,592	\$ 8,073,859	\$ (144,733)
Intergovernmental	180,000	170,341	(9,659)
Interest	4,000	501	(3,499)
Miscellaneous	<u>12,800</u>	<u>12,090</u>	<u>(710)</u>
Total Revenues	<u>8,415,392</u>	<u>8,256,791</u>	<u>(158,601)</u>
Expenditures			
General Government			
Purchased Services	<u>286,000</u>	<u>160,851</u>	<u>125,149</u>
Total Expenditures	<u>286,000</u>	<u>160,851</u>	<u>125,149</u>
Excess (deficiency) of revenues over expenditures	8,129,392	8,095,940	(33,452)
Other Financing Sources (Uses)			
Transfers Out	<u>(8,129,392)</u>	<u>(8,063,104)</u>	<u>66,288</u>
Total Other Financing Sources (Uses)	<u>(8,129,392)</u>	<u>(8,063,104)</u>	<u>66,288</u>
Net Change in Fund Balance	-	32,836	32,836
Fund Balance - beginning	<u>116,467</u>	<u>116,467</u>	<u>-</u>
Fund Balance - ending	<u>\$ 116,467</u>	<u>\$ 149,303</u>	<u>\$ 32,836</u>

BEAUFORT COUNTY, SOUTH CAROLINA
 COMBINING SCHEDULE OF REVENUES, EXPENDITURES AND CHANGES IN FUND BALANCES
 NONMAJOR SPECIAL REVENUE FUNDS - GENERAL GOVERNMENT GRANTS
 For the Year Ended June 30, 2015

	Local Accomodations Tax Program		
	Final Budget	Actual	Variance Positive (Negative)
Revenues			
Licenses and Permits	\$ 940,000	\$ 1,140,493	\$ 200,493
Interest	-	845	845
Total Revenues	<u>940,000</u>	<u>1,141,338</u>	<u>201,338</u>
Expenditures			
General Government			
Personnel	45,731	45,399	332
Purchased Services	8,243	6,548	1,695
Supplies	1,850	216	1,634
Other	762,500	649,781	112,719
Total Expenditures	<u>818,324</u>	<u>701,944</u>	<u>116,380</u>
Excess (deficiency) of revenues over expenditures	121,676	439,394	317,718
Other Financing Sources (Uses)			
Transfers Out	-	(806,727)	(806,727)
Total Other Financing Sources (Uses)	<u>-</u>	<u>(806,727)</u>	<u>(806,727)</u>
Net Change in Fund Balance	121,676	(367,333)	(489,009)
Fund Balance - beginning	<u>2,559,809</u>	<u>2,559,809</u>	<u>-</u>
Fund Balance - ending	<u>\$ 2,681,485</u>	<u>\$ 2,192,476</u>	<u>\$ (489,009)</u>

BEAUFORT COUNTY, SOUTH CAROLINA
COMBINING SCHEDULE OF REVENUES, EXPENDITURES AND CHANGES IN FUND BALANCES
NONMAJOR SPECIAL REVENUE FUNDS - GENERAL GOVERNMENT GRANTS
For the Year Ended June 30, 2015

	Local Hospitality Tax Program		
	Final Budget	Actual	Variance Positive (Negative)
Revenues			
Licenses and Permits	\$ 1,690,000	\$ 1,839,574	\$ 149,574
Interest	-	1,298	1,298
Total Revenues	<u>1,690,000</u>	<u>1,840,872</u>	<u>150,872</u>
Expenditures			
General Government			
Personnel	45,731	45,399	332
Purchased Services	8,243	5,803	2,440
Supplies	1,850	274	1,576
Other	-	500,000	(500,000)
Total Expenditures	<u>55,824</u>	<u>551,476</u>	<u>(495,652)</u>
Excess (deficiency) of revenues over expenditures	1,634,176	1,289,396	(344,780)
Other Financing Sources (Uses)			
Transfers In	-	50,000	50,000
Transfers Out	<u>(1,200,000)</u>	<u>(1,400,000)</u>	<u>(200,000)</u>
Total Other Financing Sources (Uses)	<u>(1,200,000)</u>	<u>(1,350,000)</u>	<u>(150,000)</u>
Net Change in Fund Balance	434,176	(60,604)	(494,780)
Fund Balance - beginning	<u>4,072,627</u>	<u>4,072,627</u>	-
Fund Balance - ending	<u>\$ 4,506,803</u>	<u>\$ 4,012,023</u>	<u>\$ (494,780)</u>

BEAUFORT COUNTY, SOUTH CAROLINA
 COMBINING SCHEDULE OF REVENUES, EXPENDITURES AND CHANGES IN FUND BALANCES
 NONMAJOR SPECIAL REVENUE FUNDS - GENERAL GOVERNMENT GRANTS
 For the Year Ended June 30, 2015

	Local Admissions Fee Program		
	Final Budget	Actual	Variance Positive (Negative)
Revenues			
Licenses and Permits	\$ 1,290,000	\$ 1,485,084	\$ 195,084
Interest	2,500	665	(1,835)
Total Revenues	<u>1,292,500</u>	<u>1,485,749</u>	<u>193,249</u>
Expenditures			
General Government			
Personnel	45,731	45,397	334
Purchased Services	6,743	5,803	940
Supplies	1,850	274	1,576
Total Expenditures	<u>54,324</u>	<u>51,474</u>	<u>2,850</u>
Excess (deficiency) of revenues over expenditures	1,238,176	1,434,275	196,099
Other Financing Sources (Uses)			
Transfers Out	(1,500,000)	(1,500,000)	-
Total Other Financing Sources (Uses)	<u>(1,500,000)</u>	<u>(1,500,000)</u>	<u>-</u>
Net Change in Fund Balance	(261,824)	(65,725)	196,099
Fund Balance - beginning	<u>1,899,142</u>	<u>1,899,142</u>	<u>-</u>
Fund Balance - ending	<u>\$ 1,637,318</u>	<u>\$ 1,833,417</u>	<u>\$ 196,099</u>

BEAUFORT COUNTY, SOUTH CAROLINA
 COMBINING SCHEDULE OF REVENUES, EXPENDITURES AND CHANGES IN FUND BALANCES
 NONMAJOR SPECIAL REVENUE FUNDS - GENERAL GOVERNMENT GRANTS
 For the Year Ended June 30, 2015

	Treasurer Execution Fees		
	Final Budget	Actual	Variance Positive (Negative)
Revenues			
Charges for Services	\$ 1,075,000	\$ 1,192,910	\$ 117,910
Interest	500	388	(112)
Miscellaneous	<u>5,000</u>	<u>10,412</u>	<u>5,412</u>
Total Revenues	<u>1,080,500</u>	<u>1,203,710</u>	<u>123,210</u>
Expenditures			
General Government			
Personnel	428,844	545,641	(116,797)
Purchased Services	431,220	356,270	74,950
Supplies	18,800	17,391	1,409
Capital	3,000	-	3,000
Other	<u>-</u>	<u>284</u>	<u>(284)</u>
Total Expenditures	<u>881,864</u>	<u>919,586</u>	<u>(37,722)</u>
Net Change in Fund Balance	198,636	284,124	85,488
Fund Balance - beginning	<u>975,370</u>	<u>975,370</u>	<u>-</u>
Fund Balance - ending	<u>\$ 1,174,006</u>	<u>\$ 1,259,494</u>	<u>\$ 85,488</u>

BEAUFORT COUNTY, SOUTH CAROLINA
 COMBINING SCHEDULE OF REVENUES, EXPENDITURES AND CHANGES IN FUND BALANCES
 NONMAJOR SPECIAL REVENUE FUNDS - GENERAL GOVERNMENT GRANTS
 For the Year Ended June 30, 2015

	Clerk of Court Incentives		
	Final Budget	Actual	Variance Positive (Negative)
Revenues			
Intergovernmental	\$ 30,000	\$ 36,028	\$ 6,028
Interest	<u>100</u>	<u>48</u>	<u>(52)</u>
Total Revenues	<u>30,100</u>	<u>36,076</u>	<u>5,976</u>
Expenditures			
General Government			
Supplies	<u>30,100</u>	<u>-</u>	<u>30,100</u>
Total Expenditures	<u>30,100</u>	<u>-</u>	<u>30,100</u>
Net Change in Fund Balance	-	36,076	36,076
Fund Balance - beginning	<u>134,439</u>	<u>134,439</u>	<u>-</u>
Fund Balance - ending	<u>\$ 134,439</u>	<u>\$ 170,515</u>	<u>\$ 36,076</u>

BEAUFORT COUNTY, SOUTH CAROLINA
 COMBINING SCHEDULE OF REVENUES, EXPENDITURES AND CHANGES IN FUND BALANCES
 NONMAJOR SPECIAL REVENUE FUNDS - GENERAL GOVERNMENT GRANTS
 For the Year Ended June 30, 2015

	Clerk of Court Unit Cost		
	Final Budget	Actual	Variance Positive (Negative)
Revenues			
Intergovernmental	\$ 250,000	\$ 255,638	\$ 5,638
Total Revenues	<u>250,000</u>	<u>255,638</u>	<u>5,638</u>
Expenditures			
General Government			
Personnel	160,874	237,733	(76,859)
Purchased Services	44,100	16,611	27,489
Supplies	<u>4,300</u>	<u>1,294</u>	<u>3,006</u>
Total Expenditures	<u>209,274</u>	<u>255,638</u>	<u>(46,364)</u>
Net Change in Fund Balance	40,726	-	(40,726)
Fund Balance - beginning	<u>-</u>	<u>-</u>	<u>-</u>
Fund Balance - ending	<u>\$ 40,726</u>	<u>\$ -</u>	<u>\$ (40,726)</u>

BEAUFORT COUNTY, SOUTH CAROLINA
COMBINING SCHEDULE OF REVENUES, EXPENDITURES AND CHANGES IN FUND BALANCES
NONMAJOR SPECIAL REVENUE FUNDS - GENERAL GOVERNMENT GRANTS
For the Year Ended June 30, 2015

	Employer Group Benefit Trust		
	Final Budget	Actual	Variance Positive (Negative)
Revenues			
Interest	\$ 270	\$ 96	\$ (174)
Miscellaneous	200,000	190,168	(9,832)
Total Revenues	<u>200,270</u>	<u>190,264</u>	<u>(10,006)</u>
Expenditures			
General Government			
Other	200,270	193,725	6,545
Total Expenditures	<u>200,270</u>	<u>193,725</u>	<u>6,545</u>
Net Change in Fund Balance	-	(3,461)	(3,461)
Fund Balance - beginning	<u>315,900</u>	<u>315,900</u>	-
Fund Balance - ending	<u>\$ 315,900</u>	<u>\$ 312,439</u>	<u>\$ (3,461)</u>

BEAUFORT COUNTY, SOUTH CAROLINA
COMBINING SCHEDULE OF REVENUES, EXPENDITURES AND CHANGES IN FUND BALANCES
NONMAJOR SPECIAL REVENUE FUNDS - GENERAL GOVERNMENT GRANTS
For the Year Ended June 30, 2015

	Public Defender Trust		
	Final Budget	Actual	Variance Positive (Negative)
Revenues			
Intergovernmental	\$ 600,000	\$ 685,329	\$ 85,329
Interest	150	85	(65)
Miscellaneous	<u>333,500</u>	<u>411,401</u>	<u>77,901</u>
Total Revenues	<u>933,650</u>	<u>1,096,815</u>	<u>163,165</u>
Expenditures			
General Government			
Personnel	1,350,025	1,419,516	(69,491)
Purchased Services	81,350	75,248	6,102
Supplies	<u>21,700</u>	<u>12,782</u>	<u>8,918</u>
Total Expenditures	<u>1,453,075</u>	<u>1,507,546</u>	<u>(54,471)</u>
Excess (deficiency) of revenues over expenditures	(519,425)	(410,731)	108,694
Other Financing Sources (Uses)			
Transfers In	<u>600,000</u>	<u>600,000</u>	<u>-</u>
Total Other Financing Sources (Uses)	<u>600,000</u>	<u>600,000</u>	<u>-</u>
Net Change in Fund Balance	80,575	189,269	108,694
Fund Balance - beginning	<u>93,125</u>	<u>93,125</u>	<u>-</u>
Fund Balance - ending	<u>\$ 173,700</u>	<u>\$ 282,394</u>	<u>\$ 108,694</u>

BEAUFORT COUNTY, SOUTH CAROLINA
 COMBINING SCHEDULE OF REVENUES, EXPENDITURES AND CHANGES IN FUND BALANCES
 NONMAJOR SPECIAL REVENUE FUNDS - GENERAL GOVERNMENT GRANTS
 For the Year Ended June 30, 2015

	Reforestation Trust		
	Final Budget	Actual	Variance Positive (Negative)
Revenues			
Fines and Forfeitures	\$ 40,000	\$ 18,032	\$ (21,968)
Interest	275	74	(201)
Total Revenues	<u>40,275</u>	<u>18,106</u>	<u>(22,169)</u>
Expenditures			
General Government			
Purchased Services	60,000	48,096	11,904
Other	10,000	-	10,000
Total Expenditures	<u>70,000</u>	<u>48,096</u>	<u>21,904</u>
Net Change in Fund Balance	(29,725)	(29,990)	(265)
Fund Balance - beginning	<u>249,768</u>	<u>249,768</u>	<u>-</u>
Fund Balance - ending	<u>\$ 220,043</u>	<u>\$ 219,778</u>	<u>\$ (265)</u>

BEAUFORT COUNTY, SOUTH CAROLINA
COMBINING SCHEDULE OF REVENUES, EXPENDITURES AND CHANGES IN FUND BALANCES
NONMAJOR SPECIAL REVENUE FUNDS - GENERAL GOVERNMENT GRANTS
For the Year Ended June 30, 2015

	Total		Variance Positive (Negative)
	Final Budget	Actual	
Revenues			
Property Taxes	\$ 8,218,592	\$ 8,073,859	\$ (144,733)
Licenses and Permits	3,920,000	4,465,151	545,151
Intergovernmental	1,960,000	1,816,110	(143,890)
Charges for Services	1,075,000	1,192,910	117,910
Fines and Forfeitures	40,000	18,032	(21,968)
Interest	8,295	4,102	(4,193)
Miscellaneous	551,300	624,071	72,771
Total Revenues	<u>15,773,187</u>	<u>16,194,235</u>	<u>421,048</u>
Expenditures			
General Government			
Personnel	2,076,936	2,339,085	(262,149)
Purchased Services	925,899	675,230	250,669
Supplies	80,450	32,231	48,219
Capital	3,000	-	3,000
Other	1,920,270	2,026,922	(106,652)
Total Expenditures	<u>5,006,555</u>	<u>5,073,468</u>	<u>(66,913)</u>
Excess (deficiency) of revenues over expenditures	10,766,632	11,120,767	354,135
Other Financing Sources (Uses)			
Transfers In	600,000	850,000	250,000
Transfers Out	(10,898,142)	(11,887,020)	(988,878)
Total Other Financing Sources (Uses)	<u>(10,298,142)</u>	<u>(11,037,020)</u>	<u>(738,878)</u>
Net Change in Fund Balance	468,490	83,747	(384,743)
Fund Balance - beginning	<u>10,718,084</u>	<u>10,718,084</u>	<u>-</u>
Fund Balance - ending	<u>\$ 11,186,574</u>	<u>\$ 10,801,831</u>	<u>\$ (384,743)</u>

BEAUFORT COUNTY, SOUTH CAROLINA
COMBINING BALANCE SHEET
NONMAJOR SPECIAL REVENUE FUNDS - PUBLIC SAFETY GRANTS
June 30, 2015

	E-911 Telephone Program	Radio Equipment	Public Safety Grant	Emergency Medical Services Grant	Emergency Medical Services Donations	Victims Assistance Program	Sheriff's Special Program	School Resource Officer Program	Sheriff's Grant Program	Sheriff's Alzheimer's Program
ASSETS										
Cash and Equity in Pooled Cash and Investments	\$ 3,801,070	\$ 29,385	\$ -	\$ 5,328	\$ 2,868	\$ 189,110	\$ 44,716	\$ 66,586	\$ 397,974	\$ 3,260
Receivables, Net	46,805	-	-	-	-	15,602	26,509	-	-	-
Due from Other Governments	172,313	-	29,161	-	-	-	-	-	-	-
Prepaid Items	23,868	-	-	-	-	-	-	6,227	-	-
Total Assets	<u>\$ 4,044,056</u>	<u>\$ 29,385</u>	<u>\$ 29,161</u>	<u>\$ 5,328</u>	<u>\$ 2,868</u>	<u>\$ 204,712</u>	<u>\$ 71,225</u>	<u>\$ 72,813</u>	<u>\$ 397,974</u>	<u>\$ 3,260</u>
LIABILITIES										
Accounts Payable	\$ 113,229	\$ -	\$ 4,252	\$ -	\$ -	\$ 2,251	\$ -	\$ 10,069	\$ -	\$ -
Accrued Payroll	7,481	-	-	-	-	4,642	-	17,786	-	-
Due to Others	-	-	-	-	-	-	-	-	-	-
Total Liabilities	<u>120,710</u>	<u>-</u>	<u>4,252</u>	<u>-</u>	<u>-</u>	<u>6,893</u>	<u>-</u>	<u>27,855</u>	<u>-</u>	<u>-</u>
FUND BALANCE										
Nonspendable	23,868	-	-	-	-	-	-	6,227	-	-
Restricted	3,899,478	29,385	24,909	5,328	-	197,819	71,225	38,731	397,974	3,260
Committed	-	-	-	-	2,868	-	-	-	-	-
Total Fund Balance	<u>3,923,346</u>	<u>29,385</u>	<u>24,909</u>	<u>5,328</u>	<u>2,868</u>	<u>197,819</u>	<u>71,225</u>	<u>44,958</u>	<u>397,974</u>	<u>3,260</u>
Total Liabilities and Fund Balance	<u>\$ 4,044,056</u>	<u>\$ 29,385</u>	<u>\$ 29,161</u>	<u>\$ 5,328</u>	<u>\$ 2,868</u>	<u>\$ 204,712</u>	<u>\$ 71,225</u>	<u>\$ 72,813</u>	<u>\$ 397,974</u>	<u>\$ 3,260</u>

BEAUFORT COUNTY, SOUTH CAROLINA
COMBINING BALANCE SHEET
NONMAJOR SPECIAL REVENUE FUNDS - PUBLIC SAFETY GRANTS
June 30, 2015

	Sheriffs Restricted Drug Award Trust	Sheriff's Drug Seizure Trust	Sheriff's Family Court Trust	Detention Center Trust	Detention Center Alien Assistance	Animal Shelter Memorial	Animal Shelter Spay/Neuter	Hazardous Materials Trust	Logistics Team	Total
ASSETS										
Cash and Equity in Pooled Cash and Investments	\$ 220,105	\$ 752,246	\$ 10,251	\$ 113,131	\$ 95,447	\$ 21,296	\$ 7,770	\$ 69,216	\$ 15,167	\$ 5,844,926
Receivables, Net	-	-	-	-	-	-	-	-	-	88,916
Due from Other Governments	-	-	2,673	-	-	-	-	12,129	-	216,276
Prepaid Items	-	-	-	-	-	-	-	-	-	30,095
Total Assets	<u>\$ 220,105</u>	<u>\$ 752,246</u>	<u>\$ 12,924</u>	<u>\$ 113,131</u>	<u>\$ 95,447</u>	<u>\$ 21,296</u>	<u>\$ 7,770</u>	<u>\$ 81,345</u>	<u>\$ 15,167</u>	<u>\$ 6,180,213</u>
LIABILITIES										
Accounts Payable	\$ -	\$ -	\$ -	\$ 2,465	\$ -	\$ -	\$ -	\$ -	\$ -	\$ 132,266
Accrued Payroll	-	-	-	31,428	-	-	-	-	-	61,337
Due to Others	-	554,858	-	16,967	-	-	-	-	-	571,825
Total Liabilities	<u>-</u>	<u>554,858</u>	<u>-</u>	<u>50,860</u>	<u>-</u>	<u>-</u>	<u>-</u>	<u>-</u>	<u>-</u>	<u>765,428</u>
FUND BALANCE										
Nonspendable	-	-	-	-	-	-	-	-	-	30,095
Restricted	220,105	197,388	12,924	62,271	95,447	21,296	7,770	81,345	15,167	5,381,822
Committed	-	-	-	-	-	-	-	-	-	2,868
Total Fund Balance	<u>220,105</u>	<u>197,388</u>	<u>12,924</u>	<u>62,271</u>	<u>95,447</u>	<u>21,296</u>	<u>7,770</u>	<u>81,345</u>	<u>15,167</u>	<u>5,414,785</u>
Total Liabilities and Fund Balance	<u>\$ 220,105</u>	<u>\$ 752,246</u>	<u>\$ 12,924</u>	<u>\$ 113,131</u>	<u>\$ 95,447</u>	<u>\$ 21,296</u>	<u>\$ 7,770</u>	<u>\$ 81,345</u>	<u>\$ 15,167</u>	<u>\$ 6,180,213</u>

BEAUFORT COUNTY, SOUTH CAROLINA
COMBINING SCHEDULE OF REVENUES, EXPENDITURES AND CHANGES IN FUND BALANCES
NONMAJOR SPECIAL REVENUE FUNDS - PUBLIC SAFETY GRANTS
For the Year Ended June 30, 2015

	<u>E-911 Telephone Program</u>		
	Final Budget	Actual	Variance Positive (Negative)
Revenues			
Intergovernmental	\$ 610,000	\$ 1,040,612	\$ 430,612
Charges for Services	540,000	521,364	(18,636)
Interest	<u>2,000</u>	<u>1,168</u>	<u>(832)</u>
Total Revenues	<u>1,152,000</u>	<u>1,563,144</u>	<u>411,144</u>
Expenditures			
Public Safety			
Personnel	257,784	270,884	(13,100)
Purchased Services	404,316	849,949	(445,633)
Supplies	29,900	48,283	(18,383)
Capital	320,000	57,000	263,000
Other	<u>140,000</u>	<u>132,041</u>	<u>7,959</u>
Total Expenditures	<u>1,152,000</u>	<u>1,358,157</u>	<u>(206,157)</u>
Net Change in Fund Balance	-	204,987	204,987
Fund Balance - beginning	<u>3,718,359</u>	<u>3,718,359</u>	<u>-</u>
Fund Balance - ending	<u>\$ 3,718,359</u>	<u>\$ 3,923,346</u>	<u>\$ 204,987</u>

BEAUFORT COUNTY, SOUTH CAROLINA
 COMBINING SCHEDULE OF REVENUES, EXPENDITURES AND CHANGES IN FUND BALANCES
 NONMAJOR SPECIAL REVENUE FUNDS - PUBLIC SAFETY GRANTS
 For the Year Ended June 30, 2015

	Radio Equipment		Variance Positive (Negative)
	Final Budget	Actual	
Revenues			
Miscellaneous	\$ -	\$ -	\$ -
Total Revenues	<u>-</u>	<u>-</u>	<u>-</u>
Expenditures			
Public Safety			
Capital	-	105,142	(105,142)
Total Expenditures	<u>-</u>	<u>105,142</u>	<u>(105,142)</u>
Net Change in Fund Balance	-	(105,142)	(105,142)
Fund Balance - beginning	<u>134,527</u>	<u>134,527</u>	<u>-</u>
Fund Balance - ending	<u>\$ 134,527</u>	<u>\$ 29,385</u>	<u>\$ (105,142)</u>

BEAUFORT COUNTY, SOUTH CAROLINA
COMBINING SCHEDULE OF REVENUES, EXPENDITURES AND CHANGES IN FUND BALANCES
NONMAJOR SPECIAL REVENUE FUNDS - PUBLIC SAFETY GRANTS
For the Year Ended June 30, 2015

	Public Safety Grant		
	Final Budget	Actual	Variance Positive (Negative)
Revenues			
Intergovernmental	\$ -	\$ 302,602	\$ 302,602
Total Revenues	-	302,602	302,602
Expenditures			
Public Safety			
Purchased Services	-	117,635	(117,635)
Supplies	-	57,466	(57,466)
Capital	-	125,885	(125,885)
Total Expenditures	-	300,986	(300,986)
Net Change in Fund Balance	-	1,616	1,616
Fund Balance - beginning	23,293	23,293	-
Fund Balance - ending	\$ 23,293	\$ 24,909	\$ 1,616

BEAUFORT COUNTY, SOUTH CAROLINA
 COMBINING SCHEDULE OF REVENUES, EXPENDITURES AND CHANGES IN FUND BALANCES
 NONMAJOR SPECIAL REVENUE FUNDS - PUBLIC SAFETY GRANTS
 For the Year Ended June 30, 2015

	<u>Emergency Medical Services Grant</u>		
	Final Budget	Actual	Variance Positive (Negative)
Revenues			
Intergovernmental	\$ 15,000	\$ 22,867	\$ 7,867
Total Revenues	<u>15,000</u>	<u>22,867</u>	<u>7,867</u>
Expenditures			
Public Safety			
Supplies	<u>15,000</u>	<u>20,940</u>	<u>(5,940)</u>
Total Expenditures	<u>15,000</u>	<u>20,940</u>	<u>(5,940)</u>
Net Change in Fund Balance	-	1,927	1,927
Fund Balance - beginning	<u>3,401</u>	<u>3,401</u>	<u>-</u>
Fund Balance - ending	<u>\$ 3,401</u>	<u>\$ 5,328</u>	<u>\$ 1,927</u>



Rich Matheny
Beaufort County Resident

BEAUFORT COUNTY, SOUTH CAROLINA
COMBINING SCHEDULE OF REVENUES, EXPENDITURES AND CHANGES IN FUND BALANCES
NONMAJOR SPECIAL REVENUE FUNDS - PUBLIC SAFETY GRANTS
For the Year Ended June 30, 2015

	<u>Emergency Medical Services Donations</u>		
	Final Budget	Actual	Variance Positive (Negative)
Revenues			
Interest	\$ -	\$ 1	\$ 1
Miscellaneous	<u>700</u>	<u>525</u>	<u>(175)</u>
Total Revenues	<u>700</u>	<u>526</u>	<u>(174)</u>
Expenditures			
Public Safety			
Other	<u>700</u>	<u>716</u>	<u>(16)</u>
Total Expenditures	<u>700</u>	<u>716</u>	<u>(16)</u>
Net Change in Fund Balance	-	(190)	(190)
Fund Balance - beginning	<u>3,058</u>	<u>3,058</u>	<u>-</u>
Fund Balance - ending	<u>\$ 3,058</u>	<u>\$ 2,868</u>	<u>\$ (190)</u>

BEAUFORT COUNTY, SOUTH CAROLINA
COMBINING SCHEDULE OF REVENUES, EXPENDITURES AND CHANGES IN FUND BALANCES
NONMAJOR SPECIAL REVENUE FUNDS - PUBLIC SAFETY GRANTS
For the Year Ended June 30, 2015

	Victims Assistance Program		
	Final Budget	Actual	Variance Positive (Negative)
Revenues			
Intergovernmental	\$ 60,728	\$ 60,728	\$ -
Fines and Forfeitures	135,200	156,321	21,121
Total Revenues	<u>195,928</u>	<u>217,049</u>	<u>21,121</u>
Expenditures			
Public Safety			
Personnel	201,672	201,358	314
Purchased Services	11,617	30	11,587
Supplies	11,195	-	11,195
Other	5,000	26,786	(21,786)
Total Expenditures	<u>229,484</u>	<u>228,174</u>	<u>1,310</u>
Excess (deficiency) of revenues over expenditures	(33,556)	(11,125)	22,431
Other Financing Sources (Uses)			
Transfers In	119,516	119,516	-
Total Other Financing Sources (Uses)	<u>119,516</u>	<u>119,516</u>	<u>-</u>
Net Change in Fund Balance	85,960	108,391	22,431
Fund Balance - beginning	<u>89,428</u>	<u>89,428</u>	<u>-</u>
Fund Balance - ending	<u>\$ 175,388</u>	<u>\$ 197,819</u>	<u>\$ 22,431</u>

BEAUFORT COUNTY, SOUTH CAROLINA
 COMBINING SCHEDULE OF REVENUES, EXPENDITURES AND CHANGES IN FUND BALANCES
 NONMAJOR SPECIAL REVENUE FUNDS - PUBLIC SAFETY GRANTS
 For the Year Ended June 30, 2015

	<u>Sheriff's Special Program</u>		
	Final Budget	Actual	Variance Positive (Negative)
Revenues			
Charges for Services	\$ 190,000	\$ 198,109	\$ 8,109
Total Revenues	<u>190,000</u>	<u>198,109</u>	<u>8,109</u>
Expenditures			
Public Safety			
Personnel	<u>190,000</u>	<u>144,234</u>	<u>45,766</u>
Total Expenditures	<u>190,000</u>	<u>144,234</u>	<u>45,766</u>
Net Change in Fund Balance	-	53,875	53,875
Fund Balance - beginning	<u>17,350</u>	<u>17,350</u>	-
Fund Balance - ending	<u>\$ 17,350</u>	<u>\$ 71,225</u>	<u>\$ 53,875</u>

BEAUFORT COUNTY, SOUTH CAROLINA
COMBINING SCHEDULE OF REVENUES, EXPENDITURES AND CHANGES IN FUND BALANCES
NONMAJOR SPECIAL REVENUE FUNDS - PUBLIC SAFETY GRANTS
For the Year Ended June 30, 2015

	School Resource Officer Program		
	Final Budget	Actual	Variance Positive (Negative)
Revenues			
Intergovernmental	\$ 421,655	\$ 421,656	\$ 1
Total Revenues	421,655	421,656	1
Expenditures			
Public Safety			
Personnel	515,083	536,829	(21,746)
Purchased Services	31,062	22,166	8,896
Supplies	22,743	13,943	8,800
Capital	47,360	47,360	-
Total Expenditures	616,248	620,298	(4,050)
Excess (deficiency) of revenues over expenditures	(194,593)	(198,642)	(4,049)
Other Financing Sources (Uses)			
Transfers In	140,552	140,552	-
Total Other Financing Sources (Uses)	140,552	140,552	-
Net Change in Fund Balance	(54,041)	(58,090)	(4,049)
Fund Balance - beginning	103,048	103,048	-
Fund Balance - ending	\$ 49,007	\$ 44,958	\$ (4,049)

BEAUFORT COUNTY, SOUTH CAROLINA
COMBINING SCHEDULE OF REVENUES, EXPENDITURES AND CHANGES IN FUND BALANCES
NONMAJOR SPECIAL REVENUE FUNDS - PUBLIC SAFETY GRANTS
For the Year Ended June 30, 2015

	Sheriff's Grant Program		
	Final Budget	Actual	Variance Positive (Negative)
Revenues			
Intergovernmental	\$ 3,935	\$ -	\$ (3,935)
Total Revenues	3,935	-	(3,935)
Expenditures			
Public Safety			
Purchased Services	2,050	-	2,050
Supplies	1,885	-	1,885
Total Expenditures	3,935	-	3,935
Excess (deficiency) of revenues over expenditures	-	-	-
Other Financing Sources (Uses)			
Transfers In	-	373,120	373,120
Total Other Financing Sources (Uses)	-	373,120	373,120
Net Change in Fund Balance	-	373,120	373,120
Fund Balance - beginning	24,854	24,854	-
Fund Balance - ending	\$ 24,854	\$ 397,974	\$ 373,120

BEAUFORT COUNTY, SOUTH CAROLINA
COMBINING SCHEDULE OF REVENUES, EXPENDITURES AND CHANGES IN FUND BALANCES
NONMAJOR SPECIAL REVENUE FUNDS - PUBLIC SAFETY GRANTS
For the Year Ended June 30, 2015

	<u>Sheriff's Alzheimer's Program</u>		
	Final Budget	Actual	Variance Positive (Negative)
Revenues			
Miscellaneous	\$ -	\$ 700	\$ 700
Total Revenues	<u>-</u>	<u>700</u>	<u>700</u>
Expenditures			
Public Safety			
Supplies	-	657	(657)
Total Expenditures	<u>-</u>	<u>657</u>	<u>(657)</u>
Net Change in Fund Balance	-	43	43
Fund Balance - beginning	<u>3,217</u>	<u>3,217</u>	<u>-</u>
Fund Balance - ending	<u>\$ 3,217</u>	<u>\$ 3,260</u>	<u>\$ 43</u>

BEAUFORT COUNTY, SOUTH CAROLINA
COMBINING SCHEDULE OF REVENUES, EXPENDITURES AND CHANGES IN FUND BALANCES
NONMAJOR SPECIAL REVENUE FUNDS - PUBLIC SAFETY GRANTS
For the Year Ended June 30, 2015

Sheriff's Restricted Drug Award Trust			
	Final Budget	Actual	Variance Positive (Negative)
Revenues			
Fines and Forfeitures	\$ -	\$ 147,454	\$ 147,454
Interest	-	52	52
Total Revenues	-	147,506	147,506
Expenditures			
Public Safety			
Purchased Services	-	15	(15)
Capital	-	52,358	(52,358)
Other	-	9,850	(9,850)
Total Expenditures	-	62,223	(62,223)
Net Change in Fund Balance	-	85,283	85,283
Fund Balance - beginning	134,822	134,822	-
Fund Balance - ending	\$ 134,822	\$ 220,105	\$ 85,283

BEAUFORT COUNTY, SOUTH CAROLINA
 COMBINING SCHEDULE OF REVENUES, EXPENDITURES AND CHANGES IN FUND BALANCES
 NONMAJOR SPECIAL REVENUE FUNDS - PUBLIC SAFETY GRANTS
 For the Year Ended June 30, 2015

	<u>Sheriff's Drug Seizure Trust</u>		
	Final Budget	Actual	Variance Positive (Negative)
Revenues			
Interest	\$ -	\$ 58	\$ 58
Miscellaneous	-	<u>93,248</u>	<u>93,248</u>
Total Revenues	<u>-</u>	<u>93,306</u>	<u>93,306</u>
Expenditures			
Public Safety			
Capital	-	19,795	(19,795)
Other	-	<u>192,604</u>	<u>(192,604)</u>
Total Expenditures	<u>-</u>	<u>212,399</u>	<u>(212,399)</u>
Net Change in Fund Balance	-	(119,093)	(119,093)
Fund Balance - beginning	<u>316,481</u>	<u>316,481</u>	<u>-</u>
Fund Balance - ending	<u>\$ 316,481</u>	<u>\$ 197,388</u>	<u>\$ (119,093)</u>

BEAUFORT COUNTY, SOUTH CAROLINA
 COMBINING SCHEDULE OF REVENUES, EXPENDITURES AND CHANGES IN FUND BALANCES
 NONMAJOR SPECIAL REVENUE FUNDS - PUBLIC SAFETY GRANTS
 For the Year Ended June 30, 2015

	<u>Sheriff's Family Court Trust</u>		
	Final Budget	Actual	Variance Positive (Negative)
Revenues			
Intergovernmental	\$ -	\$ 17,952	\$ 17,952
Interest	-	6	6
Total Revenues	<u>-</u>	<u>17,958</u>	<u>17,958</u>
Expenditures			
Public Safety			
Purchased Services	-	310	(310)
Supplies	-	6,508	(6,508)
Capital	-	23,680	(23,680)
Total Expenditures	<u>-</u>	<u>30,498</u>	<u>(30,498)</u>
Net Change in Fund Balance	-	(12,540)	(12,540)
Fund Balance - beginning	<u>25,464</u>	<u>25,464</u>	<u>-</u>
Fund Balance - ending	<u>\$ 25,464</u>	<u>\$ 12,924</u>	<u>\$ (12,540)</u>

BEAUFORT COUNTY, SOUTH CAROLINA
 COMBINING SCHEDULE OF REVENUES, EXPENDITURES AND CHANGES IN FUND BALANCES
 NONMAJOR SPECIAL REVENUE FUNDS - PUBLIC SAFETY GRANTS
 For the Year Ended June 30, 2015

	<u>Detention Center Trust</u>		
	Final Budget	Actual	Variance Positive (Negative)
Revenues			
Interest	\$ 35	\$ 17	\$ (18)
Miscellaneous	<u>80,000</u>	<u>109,556</u>	<u>29,556</u>
Total Revenues	<u>80,035</u>	<u>109,573</u>	<u>29,538</u>
Expenditures			
Public Safety			
Other	<u>111,707</u>	<u>78,974</u>	<u>32,733</u>
Total Expenditures	<u>111,707</u>	<u>78,974</u>	<u>32,733</u>
Net Change in Fund Balance	(31,672)	30,599	62,271
Fund Balance - beginning	<u>31,672</u>	<u>31,672</u>	<u>-</u>
Fund Balance - ending	<u>\$ -</u>	<u>\$ 62,271</u>	<u>\$ 62,271</u>

BEAUFORT COUNTY, SOUTH CAROLINA
 COMBINING SCHEDULE OF REVENUES, EXPENDITURES AND CHANGES IN FUND BALANCES
 NONMAJOR SPECIAL REVENUE FUNDS - PUBLIC SAFETY GRANTS
 For the Year Ended June 30, 2015

	<u>Detention Center Alien Assistance</u>		
	Final Budget	Actual	Variance Positive (Negative)
Revenues			
Intergovernmental	\$ 60,000	\$ 34,555	\$ (25,445)
Interest	<u>50</u>	<u>30</u>	<u>(20)</u>
Total Revenues	<u>60,050</u>	<u>34,585</u>	<u>(25,465)</u>
Expenditures			
Public Safety			
Purchased Services	71,080	9,538	61,542
Other	<u>-</u>	<u>1,207</u>	<u>(1,207)</u>
Total Expenditures	<u>71,080</u>	<u>10,745</u>	<u>60,335</u>
Net Change in Fund Balance	(11,030)	23,840	34,870
Fund Balance - beginning	<u>71,607</u>	<u>71,607</u>	<u>-</u>
Fund Balance - ending	<u>\$ 60,577</u>	<u>\$ 95,447</u>	<u>\$ 34,870</u>

BEAUFORT COUNTY, SOUTH CAROLINA
 COMBINING SCHEDULE OF REVENUES, EXPENDITURES AND CHANGES IN FUND BALANCES
 NONMAJOR SPECIAL REVENUE FUNDS - PUBLIC SAFETY GRANTS
 For the Year Ended June 30, 2015

	<u>Animal Shelter Memorial</u>		
	Final Budget	Actual	Variance Positive (Negative)
Revenues			
Interest	\$ 15	\$ 6	\$ (9)
Miscellaneous	<u>3,500</u>	<u>5,959</u>	<u>2,459</u>
Total Revenues	<u>3,515</u>	<u>5,965</u>	<u>2,450</u>
Expenditures			
Public Safety			
Purchased Services	1,515	-	1,515
Supplies	<u>2,000</u>	<u>-</u>	<u>2,000</u>
Total Expenditures	<u>3,515</u>	<u>-</u>	<u>3,515</u>
Net Change in Fund Balance	-	5,965	5,965
Fund Balance - beginning	<u>15,331</u>	<u>15,331</u>	<u>-</u>
Fund Balance - ending	<u>\$ 15,331</u>	<u>\$ 21,296</u>	<u>\$ 5,965</u>

BEAUFORT COUNTY, SOUTH CAROLINA
 COMBINING SCHEDULE OF REVENUES, EXPENDITURES AND CHANGES IN FUND BALANCES
 NONMAJOR SPECIAL REVENUE FUNDS - PUBLIC SAFETY GRANTS
 For the Year Ended June 30, 2015

	<u>Animal Shelter Spay/Neuter</u>		
	Final Budget	Actual	Variance Positive (Negative)
Revenues			
Interest	\$ -	\$ 3	\$ 3
Total Revenues	<u>-</u>	<u>3</u>	<u>3</u>
Expenditures			
Public Safety			
Other	-	-	-
Total Expenditures	<u>-</u>	<u>-</u>	<u>-</u>
Net Change in Fund Balance	-	3	3
Fund Balance - beginning	<u>7,767</u>	<u>7,767</u>	<u>-</u>
Fund Balance - ending	<u>\$ 7,767</u>	<u>\$ 7,770</u>	<u>\$ 3</u>

BEAUFORT COUNTY, SOUTH CAROLINA
 COMBINING SCHEDULE OF REVENUES, EXPENDITURES AND CHANGES IN FUND BALANCES
 NONMAJOR SPECIAL REVENUE FUNDS - PUBLIC SAFETY GRANTS
 For the Year Ended June 30, 2015

	Hazardous Materials Trust		
	Final Budget	Actual	Variance Positive (Negative)
Revenues			
Licenses and Permits	\$ 25,000	\$ 30,200	\$ 5,200
Intergovernmental	23,000	12,129	(10,871)
Interest	<u>50</u>	<u>24</u>	<u>(26)</u>
Total Revenues	<u>48,050</u>	<u>42,353</u>	<u>(5,697)</u>
Expenditures			
Public Safety			
Purchased Services	11,620	7,814	3,806
Supplies	1,000	6,675	(5,675)
Other	<u>23,354</u>	<u>23,354</u>	<u>-</u>
Total Expenditures	<u>35,974</u>	<u>37,843</u>	<u>(1,869)</u>
Net Change in Fund Balance	12,076	4,510	(7,566)
Fund Balance - beginning	<u>76,835</u>	<u>76,835</u>	<u>-</u>
Fund Balance - ending	<u>\$ 88,911</u>	<u>\$ 81,345</u>	<u>\$ (7,566)</u>

BEAUFORT COUNTY, SOUTH CAROLINA
 COMBINING SCHEDULE OF REVENUES, EXPENDITURES AND CHANGES IN FUND BALANCES
 NONMAJOR SPECIAL REVENUE FUNDS - PUBLIC SAFETY GRANTS
 For the Year Ended June 30, 2015

	Logistics Team		
	Final Budget	Actual	Variance Positive (Negative)
Revenues			
Interest	\$ -	\$ 5	\$ 5
Total Revenues	<u>-</u>	<u>5</u>	<u>5</u>
Expenditures			
Public Safety			
Supplies	-	-	-
Total Expenditures	<u>-</u>	<u>-</u>	<u>-</u>
Net Change in Fund Balance	-	5	5
Fund Balance - beginning	<u>15,162</u>	<u>15,162</u>	<u>-</u>
Fund Balance - ending	<u>\$ 15,162</u>	<u>\$ 15,167</u>	<u>\$ 5</u>

BEAUFORT COUNTY, SOUTH CAROLINA
COMBINING SCHEDULE OF REVENUES, EXPENDITURES AND CHANGES IN FUND BALANCES
NONMAJOR SPECIAL REVENUE FUNDS - PUBLIC SAFETY GRANTS
For the Year Ended June 30, 2015

	Total		Variance Positive (Negative)
	Final Budget	Actual	
Revenues			
Licenses and Permits	\$ 25,000	\$ 30,200	\$ 5,200
Intergovernmental	1,194,318	1,913,101	718,783
Charges for Services	730,000	719,473	(10,527)
Fines and Forfeitures	135,200	303,775	168,575
Interest	2,150	1,370	(780)
Miscellaneous	<u>84,200</u>	<u>209,988</u>	<u>125,788</u>
Total Revenues	<u>2,170,868</u>	<u>3,177,907</u>	<u>1,007,039</u>
Expenditures			
Public Safety			
Personnel	1,164,539	1,153,305	11,234
Purchased Services	533,260	1,007,457	(474,197)
Supplies	83,723	154,472	(70,749)
Capital	367,360	431,220	(63,860)
Other	<u>280,761</u>	<u>465,532</u>	<u>(184,771)</u>
Total Expenditures	<u>2,429,643</u>	<u>3,211,986</u>	<u>(782,343)</u>
Excess (deficiency) of revenues over expenditures	(258,775)	(34,079)	224,696
Other Financing Sources (Uses)			
Transfers In	<u>260,068</u>	<u>633,188</u>	<u>373,120</u>
Total Other Financing Sources (Uses)	<u>260,068</u>	<u>633,188</u>	<u>373,120</u>
Net Change in Fund Balance	1,293	599,109	597,816
Fund Balance - beginning	<u>4,815,676</u>	<u>4,815,676</u>	<u>-</u>
Fund Balance - ending	<u>\$ 4,816,969</u>	<u>\$ 5,414,785</u>	<u>\$ 597,816</u>

BEAUFORT COUNTY, SOUTH CAROLINA
 COMBINING BALANCE SHEET
 NONMAJOR SPECIAL REVENUE FUNDS - PUBLIC WORKS PROGRAMS
 June 30, 2015

	County Road Improvement Program	Oil Collection Grant	Solid Waste/ Recycling Grant	Tire Recycling Grant	Waste Management Recycling Grant	Barton's Run Agreement	Traffic Impact Analysis Program	Del Webb Transportation Fees	Del Webb Boat Ramp Repair Fees	Road Impact Fees	Total
ASSETS											
Cash and Equity in Pooled Cash and Investments	\$ 5,699,890	\$ 1,616	\$ 32,175	\$ 83,137	\$ 51,537	\$ 20,706	\$ 92,800	\$ 171,332	\$ 2,356	\$ 3,193,501	\$ 9,349,050
Receivables, Net	-	-	-	-	12,000	-	-	-	-	512,623	524,623
Due from Other Governments	524,269	1,647	-	15,839	-	-	-	-	-	-	541,755
Total Assets	<u>\$ 6,224,159</u>	<u>\$ 3,263</u>	<u>\$ 32,175</u>	<u>\$ 98,976</u>	<u>\$ 63,537</u>	<u>\$ 20,706</u>	<u>\$ 92,800</u>	<u>\$ 171,332</u>	<u>\$ 2,356</u>	<u>\$ 3,706,124</u>	<u>\$ 10,415,428</u>
LIABILITIES											
Accounts Payable	\$ 126,806	\$ -	\$ -	\$ 10,237	\$ -	\$ -	\$ -	\$ -	\$ -	\$ 95,091	\$ 232,134
Accrued Payroll	709	-	-	-	-	-	-	-	-	-	709
Total Liabilities	<u>127,515</u>	<u>-</u>	<u>-</u>	<u>10,237</u>	<u>-</u>	<u>-</u>	<u>-</u>	<u>-</u>	<u>-</u>	<u>95,091</u>	<u>232,843</u>
FUND BALANCE											
Restricted	6,096,644	3,263	32,175	88,739	63,537	20,706	92,800	171,332	2,356	3,611,033	10,182,585
Total Fund Balance	<u>6,096,644</u>	<u>3,263</u>	<u>32,175</u>	<u>88,739</u>	<u>63,537</u>	<u>20,706</u>	<u>92,800</u>	<u>171,332</u>	<u>2,356</u>	<u>3,611,033</u>	<u>10,182,585</u>
Total Liabilities and Fund Balance	<u>\$ 6,224,159</u>	<u>\$ 3,263</u>	<u>\$ 32,175</u>	<u>\$ 98,976</u>	<u>\$ 63,537</u>	<u>\$ 20,706</u>	<u>\$ 92,800</u>	<u>\$ 171,332</u>	<u>\$ 2,356</u>	<u>\$ 3,706,124</u>	<u>\$ 10,415,428</u>

BEAUFORT COUNTY, SOUTH CAROLINA
 COMBINING SCHEDULE OF REVENUES, EXPENDITURES AND CHANGES IN FUND BALANCES
 NONMAJOR SPECIAL REVENUE FUNDS - PUBLIC WORKS PROGRAMS
 For the Year Ended June 30, 2015

	County Road Improvement Program		
	Final Budget	Actual	Variance Positive (Negative)
Revenues			
Intergovernmental	\$ 1,900,000	\$ 2,616,881	\$ 716,881
Charges for Services	1,350,000	1,465,240	115,240
Interest	<u>15,000</u>	<u>7,647</u>	<u>(7,353)</u>
Total Revenues	<u>3,265,000</u>	<u>4,089,768</u>	<u>824,768</u>
Expenditures			
Public Works			
Personnel	40,394	37,767	2,627
Purchased Services	204,501	36,058	168,443
Supplies	1,500	1,508,188	(1,506,688)
Capital	<u>2,652,888</u>	<u>2,140,621</u>	<u>512,267</u>
Total Expenditures	<u>2,899,283</u>	<u>3,722,634</u>	<u>(823,351)</u>
Excess (deficiency) of revenues over expenditures	365,717	367,134	1,417
Other Financing Sources (Uses)			
Transfers Out	<u>(365,717)</u>	<u>(365,717)</u>	<u>-</u>
Total Other Financing Sources (Uses)	<u>(365,717)</u>	<u>(365,717)</u>	<u>-</u>
Net Change in Fund Balance	-	1,417	1,417
Fund Balance - beginning	<u>6,095,227</u>	<u>6,095,227</u>	<u>-</u>
Fund Balance - ending	<u>\$ 6,095,227</u>	<u>\$ 6,096,644</u>	<u>\$ 1,417</u>

BEAUFORT COUNTY, SOUTH CAROLINA
 COMBINING SCHEDULE OF REVENUES, EXPENDITURES AND CHANGES IN FUND BALANCES
 NONMAJOR SPECIAL REVENUE FUNDS - PUBLIC WORKS PROGRAMS
 For the Year Ended June 30, 2015

	Oil Collection Grant		
	Final Budget	Actual	Variance Positive (Negative)
Revenues			
Intergovernmental	\$ 58,260	\$ 30,585	\$ (27,675)
Total Revenues	<u>58,260</u>	<u>30,585</u>	<u>(27,675)</u>
Expenditures			
Public Works			
Purchased Services	8,200	4,840	3,360
Supplies	5,000	1,647	3,353
Capital	<u>45,060</u>	<u>24,453</u>	<u>20,607</u>
Total Expenditures	<u>58,260</u>	<u>30,940</u>	<u>27,320</u>
Net Change in Fund Balance	-	(355)	(355)
Fund Balance - beginning	<u>3,618</u>	<u>3,618</u>	<u>-</u>
Fund Balance - ending	<u>\$ 3,618</u>	<u>\$ 3,263</u>	<u>\$ (355)</u>

BEAUFORT COUNTY, SOUTH CAROLINA
 COMBINING SCHEDULE OF REVENUES, EXPENDITURES AND CHANGES IN FUND BALANCES
 NONMAJOR SPECIAL REVENUE FUNDS - PUBLIC WORKS PROGRAMS
 For the Year Ended June 30, 2015

	Solid Waste/Recycling Grant		
	Final Budget	Actual	Variance Positive (Negative)
Revenues			
Intergovernmental	\$ 51,500	\$ 20,858	\$ (30,642)
Total Revenues	51,500	20,858	(30,642)
Expenditures			
Public Works			
Purchased Services	34,500	10,000	24,500
Supplies	17,000	13,660	3,340
Total Expenditures	51,500	23,660	27,840
Net Change in Fund Balance	-	(2,802)	(2,802)
Fund Balance - beginning	34,977	34,977	-
Fund Balance - ending	\$ 34,977	\$ 32,175	\$ (2,802)

BEAUFORT COUNTY, SOUTH CAROLINA
 COMBINING SCHEDULE OF REVENUES, EXPENDITURES AND CHANGES IN FUND BALANCES
 NONMAJOR SPECIAL REVENUE FUNDS - PUBLIC WORKS PROGRAMS
 For the Year Ended June 30, 2015

	Tire Recycling Grant		
	Final Budget	Actual	Variance Positive (Negative)
Revenues			
Intergovernmental	<u>\$ 66,250</u>	<u>\$ 66,264</u>	<u>\$ 14</u>
Total Revenues	<u>66,250</u>	<u>66,264</u>	<u>14</u>
Expenditures			
Public Works			
Purchased Services	<u>66,250</u>	<u>44,573</u>	<u>21,677</u>
Total Expenditures	<u>66,250</u>	<u>44,573</u>	<u>21,677</u>
Net Change in Fund Balance	-	21,691	21,691
Fund Balance - beginning	<u>67,048</u>	<u>67,048</u>	<u>-</u>
Fund Balance - ending	<u>\$ 67,048</u>	<u>\$ 88,739</u>	<u>\$ 21,691</u>

BEAUFORT COUNTY, SOUTH CAROLINA
 COMBINING SCHEDULE OF REVENUES, EXPENDITURES AND CHANGES IN FUND BALANCES
 NONMAJOR SPECIAL REVENUE FUNDS - PUBLIC WORKS PROGRAMS
 For the Year Ended June 30, 2015

	Waste Management Recycling Grant		
	Final Budget	Actual	Variance Positive (Negative)
Revenues			
Miscellaneous	\$ -	\$ 23,953	\$ 23,953
Total Revenues	-	23,953	23,953
Expenditures			
Public Works			
Supplies	-	933	(933)
Total Expenditures	-	933	(933)
Net Change in Fund Balance	-	23,020	23,020
Fund Balance - beginning	40,517	40,517	-
Fund Balance - ending	\$ 40,517	\$ 63,537	\$ 23,020

BEAUFORT COUNTY, SOUTH CAROLINA
 COMBINING SCHEDULE OF REVENUES, EXPENDITURES AND CHANGES IN FUND BALANCES
 NONMAJOR SPECIAL REVENUE FUNDS - PUBLIC WORKS PROGRAMS
 For the Year Ended June 30, 2015

	Barton's Run Agreement		
	Final Budget	Actual	Variance Positive (Negative)
Revenues			
Charges for Services	\$ 10,000	\$ 1,800	\$ (8,200)
Interest	<u>-</u>	<u>6</u>	<u>6</u>
Total Revenues	<u>10,000</u>	<u>1,806</u>	<u>(8,194)</u>
Expenditures			
Public Works			
Capital	<u>10,000</u>	<u>-</u>	<u>10,000</u>
Total Expenditures	<u>10,000</u>	<u>-</u>	<u>10,000</u>
Net Change in Fund Balance	-	1,806	1,806
Fund Balance - beginning	<u>18,900</u>	<u>18,900</u>	<u>-</u>
Fund Balance - ending	<u>\$ 18,900</u>	<u>\$ 20,706</u>	<u>\$ 1,806</u>

BEAUFORT COUNTY, SOUTH CAROLINA
 COMBINING SCHEDULE OF REVENUES, EXPENDITURES AND CHANGES IN FUND BALANCES
 NONMAJOR SPECIAL REVENUE FUNDS - PUBLIC WORKS PROGRAMS
 For the Year Ended June 30, 2015


	Traffic Impact Analysis Program		
	Final Budget	Actual	Variance Positive (Negative)
Revenues			
Miscellaneous	\$ -	\$ -	\$ -
Total Revenues	-	-	-
Expenditures			
Public Works			
Capital	-	-	-
Total Expenditures	-	-	-
Net Change in Fund Balance	-	-	-
Fund Balance - beginning	92,800	92,800	-
Fund Balance - ending	\$ 92,800	\$ 92,800	\$ -

BEAUFORT COUNTY, SOUTH CAROLINA
 COMBINING SCHEDULE OF REVENUES, EXPENDITURES AND CHANGES IN FUND BALANCES
 NONMAJOR SPECIAL REVENUE FUNDS - PUBLIC WORKS PROGRAMS
 For the Year Ended June 30, 2015

	Del Webb Transportation Fees		
	Final Budget	Actual	Variance Positive (Negative)
Revenues			
Charges for Services	\$ 50,000	\$ 60,528	\$ 10,528
Interest	50	49	(1)
Total Revenues	50,050	60,577	10,527
Expenditures			
Public Works			
Capital	50,050	-	50,050
Total Expenditures	50,050	-	50,050
Net Change in Fund Balance	-	60,577	60,577
Fund Balance - beginning	110,755	110,755	-
Fund Balance - ending	\$ 110,755	\$ 171,332	\$ 60,577

BEAUFORT COUNTY, SOUTH CAROLINA
 COMBINING SCHEDULE OF REVENUES, EXPENDITURES AND CHANGES IN FUND BALANCES
 NONMAJOR SPECIAL REVENUE FUNDS - PUBLIC WORKS PROGRAMS
 For the Year Ended June 30, 2015

	<u>Del Webb Boat Ramp Repair Fees</u>		
	<u>Final Budget</u>	<u>Actual</u>	<u>Variance Positive (Negative)</u>
Revenues			
Interest	\$ -	\$ 1	\$ 1
Miscellaneous	<u>-</u>	<u>780</u>	<u>780</u>
Total Revenues	<u>-</u>	<u>781</u>	<u>781</u>
Expenditures			
Public Works			
Capital	<u>-</u>	<u>-</u>	<u>-</u>
Total Expenditures	<u>-</u>	<u>-</u>	<u>-</u>
Net Change in Fund Balance	-	781	781
Fund Balance - beginning	<u>1,575</u>	<u>1,575</u>	<u>-</u>
Fund Balance - ending	<u>\$ 1,575</u>	<u>\$ 2,356</u>	<u>\$ 781</u>



Gregg J. Hunt
Beaufort County Resident

BEAUFORT COUNTY, SOUTH CAROLINA
 COMBINING SCHEDULE OF REVENUES, EXPENDITURES AND CHANGES IN FUND BALANCES
 NONMAJOR SPECIAL REVENUE FUNDS - PUBLIC WORKS PROGRAMS
 For the Year Ended June 30, 2015

	Road Impact Fees		
	Final Budget	Actual	Variance Positive (Negative)
Revenues			
Licenses and Permits	\$ 2,540,000	\$ 3,010,667	\$ 470,667
Interest	<u>1,400</u>	<u>740</u>	<u>(660)</u>
Total Revenues	<u>2,541,400</u>	<u>3,011,407</u>	<u>470,007</u>
Expenditures			
Public Works			
Purchased Services	<u>340,500</u>	<u>39,324</u>	<u>301,176</u>
Total Expenditures	<u>340,500</u>	<u>39,324</u>	<u>301,176</u>
Excess (deficiency) of revenues over expenditures	2,200,900	2,972,083	771,183
Other Financing Sources (Uses)			
Transfers Out	<u>(2,155,700)</u>	<u>(640,000)</u>	<u>1,515,700</u>
Total Other Financing Sources (Uses)	<u>(2,155,700)</u>	<u>(640,000)</u>	<u>1,515,700</u>
Net Change in Fund Balance	45,200	2,332,083	2,286,883
Fund Balance - beginning	<u>1,278,950</u>	<u>1,278,950</u>	<u>-</u>
Fund Balance - ending	<u>\$ 1,324,150</u>	<u>\$ 3,611,033</u>	<u>\$ 2,286,883</u>

BEAUFORT COUNTY, SOUTH CAROLINA
 COMBINING SCHEDULE OF REVENUES, EXPENDITURES AND CHANGES IN FUND BALANCES
 NONMAJOR SPECIAL REVENUE FUNDS - PUBLIC WORKS PROGRAMS
 For the Year Ended June 30, 2015

	Total		Variance Positive (Negative)
	Final Budget	Actual	
Revenues			
Licenses and Permits	\$ 2,540,000	\$ 3,010,667	\$ 470,667
Intergovernmental	2,076,010	2,734,588	658,578
Charges for Services	1,410,000	1,527,568	117,568
Interest	16,450	8,443	(8,007)
Miscellaneous	<u>-</u>	<u>24,733</u>	<u>24,733</u>
Total Revenues	<u>6,042,460</u>	<u>7,305,999</u>	<u>1,263,539</u>
Expenditures			
Public Works			
Personnel	40,394	37,767	2,627
Purchased Services	653,951	134,795	519,156
Supplies	23,500	1,524,428	(1,500,928)
Capital	<u>2,757,998</u>	<u>2,165,074</u>	<u>592,924</u>
Total Expenditures	<u>3,475,843</u>	<u>3,862,064</u>	<u>(386,221)</u>
Excess (deficiency) of revenues over expenditures	2,566,617	3,443,935	877,318
Other Financing Sources (Uses)			
Transfers Out	<u>(2,521,417)</u>	<u>(1,005,717)</u>	<u>1,515,700</u>
Total Other Financing Sources (Uses)	<u>(2,521,417)</u>	<u>(1,005,717)</u>	<u>1,515,700</u>
Net Change in Fund Balance	45,200	2,438,218	2,393,018
Fund Balance - beginning	<u>7,744,367</u>	<u>7,744,367</u>	<u>-</u>
Fund Balance - ending	<u>\$ 7,789,567</u>	<u>\$ 10,182,585</u>	<u>\$ 2,393,018</u>

BEAUFORT COUNTY, SOUTH CAROLINA
 COMBINING BALANCE SHEET
 NONMAJOR SPECIAL REVENUE FUNDS - ALCOHOL AND DRUG PROGRAMS
 June 30, 2015

	Central Administration	Safety Action Program	School Intervention Program	Community Based Treatment Program	Preventive Education Program	Intensive Outpatient Program	Drug Court	Total
ASSETS								
Cash and Equity in Pooled Cash and Investments	\$ 16,226	\$ 33,335	\$ 47,552	\$ 141,717	\$ 43,367	\$ 16,226	\$ 34,527	\$ 332,950
Receivables, Net	-	-	6,000	-	-	-	-	6,000
Due from Other Governments	-	-	22,278	23,718	22,278	22,278	-	90,552
Prepaid Items	3,276	-	-	-	-	-	-	3,276
Total Assets	<u>\$ 19,502</u>	<u>\$ 33,335</u>	<u>\$ 75,830</u>	<u>\$ 165,435</u>	<u>\$ 65,645</u>	<u>\$ 38,504</u>	<u>\$ 34,527</u>	<u>\$ 432,778</u>
LIABILITIES								
Accounts Payable	\$ 9,309	\$ 3,162	\$ 1,020	\$ 5,524	\$ 3,382	\$ 3,670	\$ 3,073	\$ 29,140
Accrued Payroll	4,051	3,150	1,223	7,974	2,964	3,437	-	22,799
Total Liabilities	<u>13,360</u>	<u>6,312</u>	<u>2,243</u>	<u>13,498</u>	<u>6,346</u>	<u>7,107</u>	<u>3,073</u>	<u>51,939</u>
FUND BALANCE								
Nonspendable	3,276	-	-	-	-	-	-	3,276
Restricted	2,866	27,023	73,587	151,937	59,299	31,397	31,454	377,563
Total Fund Balance	<u>6,142</u>	<u>27,023</u>	<u>73,587</u>	<u>151,937</u>	<u>59,299</u>	<u>31,397</u>	<u>31,454</u>	<u>380,839</u>
Total Liabilities and Fund Balance	<u>\$ 19,502</u>	<u>\$ 33,335</u>	<u>\$ 75,830</u>	<u>\$ 165,435</u>	<u>\$ 65,645</u>	<u>\$ 38,504</u>	<u>\$ 34,527</u>	<u>\$ 432,778</u>

BEAUFORT COUNTY, SOUTH CAROLINA
 COMBINING SCHEDULE OF REVENUES, EXPENDITURES AND CHANGES IN FUND BALANCES
 NONMAJOR SPECIAL REVENUE FUNDS - ALCOHOL AND DRUG PROGRAMS
 For the Year Ended June 30, 2015

	Central Administration		
	Final Budget	Actual	Variance Positive (Negative)
Revenues			
Interest	\$ -	\$ 97	\$ 97
Total Revenues	<u>-</u>	<u>97</u>	<u>97</u>
Expenditures			
Public Health			
Personnel	180,263	180,756	(493)
Purchased Services	38,900	40,553	(1,653)
Supplies	12,000	7,039	4,961
Capital	<u>-</u>	<u>21,056</u>	<u>(21,056)</u>
Total Expenditures	<u>231,163</u>	<u>249,404</u>	<u>(18,241)</u>
Excess (deficiency) of revenues over expenditures	(231,163)	(249,307)	(18,144)
Other Financing Sources (Uses)			
Transfers In	<u>176,870</u>	<u>176,870</u>	<u>-</u>
Total Other Financing Sources (Uses)	<u>176,870</u>	<u>176,870</u>	<u>-</u>
Net Change in Fund Balance	(54,293)	(72,437)	(18,144)
Fund Balance - beginning	<u>78,579</u>	<u>78,579</u>	<u>-</u>
Fund Balance - ending	<u>\$ 24,286</u>	<u>\$ 6,142</u>	<u>\$ (18,144)</u>

BEAUFORT COUNTY, SOUTH CAROLINA
 COMBINING SCHEDULE OF REVENUES, EXPENDITURES AND CHANGES IN FUND BALANCES
 NONMAJOR SPECIAL REVENUE FUNDS - ALCOHOL AND DRUG PROGRAMS
 For the Year Ended June 30, 2015

	Safety Action Program		
	Final Budget	Actual	Variance Positive (Negative)
Revenues			
Intergovernmental	\$ 45,111	\$ 44,426	\$ (685)
Charges for Services	<u>143,938</u>	<u>143,541</u>	<u>(397)</u>
Total Revenues	<u>189,049</u>	<u>187,967</u>	<u>(1,082)</u>
Expenditures			
Public Health			
Personnel	158,499	149,074	9,425
Purchased Services	18,350	18,266	84
Supplies	<u>12,200</u>	<u>5,736</u>	<u>6,464</u>
Total Expenditures	<u>189,049</u>	<u>173,076</u>	<u>15,973</u>
Net Change in Fund Balance	-	14,891	14,891
Fund Balance - beginning	<u>12,132</u>	<u>12,132</u>	<u>-</u>
Fund Balance - ending	<u>\$ 12,132</u>	<u>\$ 27,023</u>	<u>\$ 14,891</u>

BEAUFORT COUNTY, SOUTH CAROLINA
 COMBINING SCHEDULE OF REVENUES, EXPENDITURES AND CHANGES IN FUND BALANCES
 NONMAJOR SPECIAL REVENUE FUNDS - ALCOHOL AND DRUG PROGRAMS
 For the Year Ended June 30, 2015

	School Intervention Program		
	Final Budget	Actual	Variance Positive (Negative)
Revenues			
Intergovernmental	\$ 62,767	\$ 73,955	\$ 11,188
Charges for Services	-	6,000	6,000
Total Revenues	<u>62,767</u>	<u>79,955</u>	<u>17,188</u>
Expenditures			
Public Health			
Personnel	55,817	55,574	243
Purchased Services	6,000	2,456	3,544
Supplies	950	457	493
Total Expenditures	<u>62,767</u>	<u>58,487</u>	<u>4,280</u>
Net Change in Fund Balance	-	21,468	21,468
Fund Balance - beginning	<u>52,119</u>	<u>52,119</u>	<u>-</u>
Fund Balance - ending	<u>\$ 52,119</u>	<u>\$ 73,587</u>	<u>\$ 21,468</u>

BEAUFORT COUNTY, SOUTH CAROLINA
 COMBINING SCHEDULE OF REVENUES, EXPENDITURES AND CHANGES IN FUND BALANCES
 NONMAJOR SPECIAL REVENUE FUNDS - ALCOHOL AND DRUG PROGRAMS
 For the Year Ended June 30, 2015

	<u>Community Based Treatment Program</u>		
	<u>Final Budget</u>	<u>Actual</u>	<u>Variance Positive (Negative)</u>
Revenues			
Intergovernmental	\$ 297,606	\$ 381,541	\$ 83,935
Charges for Services	<u>95,000</u>	<u>164,934</u>	<u>69,934</u>
Total Revenues	<u>392,606</u>	<u>546,475</u>	<u>153,869</u>
Expenditures			
Public Health			
Personnel	396,478	390,913	5,565
Purchased Services	33,700	24,032	9,668
Supplies	<u>6,500</u>	<u>1,121</u>	<u>5,379</u>
Total Expenditures	<u>436,678</u>	<u>416,066</u>	<u>20,612</u>
Excess (deficiency) of revenues over expenditures	(44,072)	130,409	174,481
Other Financing Sources (Uses)			
Transfers In	<u>44,072</u>	-	<u>(44,072)</u>
Total Other Financing Sources (Uses)	<u>44,072</u>	-	<u>(44,072)</u>
Net Change in Fund Balance	-	130,409	130,409
Fund Balance - beginning	<u>21,528</u>	<u>21,528</u>	-
Fund Balance - ending	<u>\$ 21,528</u>	<u>\$ 151,937</u>	<u>\$ 130,409</u>

BEAUFORT COUNTY, SOUTH CAROLINA
 COMBINING SCHEDULE OF REVENUES, EXPENDITURES AND CHANGES IN FUND BALANCES
 NONMAJOR SPECIAL REVENUE FUNDS - ALCOHOL AND DRUG PROGRAMS
 For the Year Ended June 30, 2015

	Preventative Education Program		
	Final Budget	Actual	Variance Positive (Negative)
Revenues			
Intergovernmental	\$ 144,421	\$ 178,003	\$ 33,582
Miscellaneous	<u>1,000</u>	<u>1,806</u>	<u>806</u>
Total Revenues	<u>145,421</u>	<u>179,809</u>	<u>34,388</u>
Expenditures			
Public Health			
Personnel	185,470	168,818	16,652
Purchased Services	19,275	12,214	7,061
Supplies	<u>1,200</u>	<u>814</u>	<u>386</u>
Total Expenditures	<u>205,945</u>	<u>181,846</u>	<u>24,099</u>
Excess (deficiency) of revenues over expenditures	(60,524)	(2,037)	58,487
Other Financing Sources (Uses)			
Transfers In	<u>60,524</u>	<u>60,524</u>	<u>-</u>
Total Other Financing Sources (Uses)	<u>60,524</u>	<u>60,524</u>	<u>-</u>
Net Change in Fund Balance	-	58,487	58,487
Fund Balance - beginning	<u>812</u>	<u>812</u>	<u>-</u>
Fund Balance - ending	<u>\$ 812</u>	<u>\$ 59,299</u>	<u>\$ 58,487</u>

BEAUFORT COUNTY, SOUTH CAROLINA
 COMBINING SCHEDULE OF REVENUES, EXPENDITURES AND CHANGES IN FUND BALANCES
 NONMAJOR SPECIAL REVENUE FUNDS - ALCOHOL AND DRUG PROGRAMS
 For the Year Ended June 30, 2015

	Intensive Outpatient Program		
	Final Budget	Actual	Variance Positive (Negative)
Revenues			
Intergovernmental	\$ 54,184	\$ 73,552	\$ 19,368
Total Revenues	<u>54,184</u>	<u>73,552</u>	<u>19,368</u>
Expenditures			
Public Health			
Personnel	157,393	157,062	331
Purchased Services	7,425	2,088	5,337
Supplies	7,900	1,721	6,179
Total Expenditures	<u>172,718</u>	<u>160,871</u>	<u>11,847</u>
Excess (deficiency) of revenues over expenditures	(118,534)	(87,319)	31,215
Other Financing Sources (Uses)			
Transfers In	118,534	118,534	-
Total Other Financing Sources (Uses)	<u>118,534</u>	<u>118,534</u>	<u>-</u>
Net Change in Fund Balance	-	31,215	31,215
Fund Balance - beginning	<u>182</u>	<u>182</u>	<u>-</u>
Fund Balance - ending	<u>\$ 182</u>	<u>\$ 31,397</u>	<u>\$ 31,215</u>

BEAUFORT COUNTY, SOUTH CAROLINA
COMBINING SCHEDULE OF REVENUES, EXPENDITURES AND CHANGES IN FUND BALANCES
NONMAJOR SPECIAL REVENUE FUNDS - ALCOHOL AND DRUG PROGRAMS
For the Year Ended June 30, 2015

	Drug Court		Variance Positive (Negative)
	Final Budget	Actual	
Revenues			
Interest	\$ -	\$ -	\$ -
Total Revenues	<u>-</u>	<u>-</u>	<u>-</u>
Expenditures			
Public Health			
Purchased Services	700	-	700
Supplies	<u>17,100</u>	<u>16,966</u>	<u>134</u>
Total Expenditures	<u>17,800</u>	<u>16,966</u>	<u>834</u>
Excess (deficiency) of revenues over expenditures	(17,800)	(16,966)	834
Other Financing Sources (Uses)			
Transfers In	<u>-</u>	<u>44,072</u>	<u>44,072</u>
Total Other Financing Sources (Uses)	<u>-</u>	<u>44,072</u>	<u>44,072</u>
Net Change in Fund Balance	(17,800)	27,106	44,906
Fund Balance - beginning	<u>4,348</u>	<u>4,348</u>	<u>-</u>
Fund Balance - ending	<u>\$ (13,452)</u>	<u>\$ 31,454</u>	<u>\$ 44,906</u>

BEAUFORT COUNTY, SOUTH CAROLINA
COMBINING SCHEDULE OF REVENUES, EXPENDITURES AND CHANGES IN FUND BALANCES
NONMAJOR SPECIAL REVENUE FUNDS - ALCOHOL AND DRUG PROGRAMS
For the Year Ended June 30, 2015

	Total		Variance Positive (Negative)
	Final Budget	Actual	
Revenues			
Intergovernmental	\$ 604,089	\$ 751,477	\$ 147,388
Charges for Services	238,938	314,475	75,537
Interest	-	97	97
Miscellaneous	<u>1,000</u>	<u>1,806</u>	<u>806</u>
Total Revenues	<u>844,027</u>	<u>1,067,855</u>	<u>223,828</u>
Expenditures			
Public Health			
Personnel	1,133,920	1,102,197	31,723
Purchased Services	124,350	99,609	24,741
Supplies	57,850	33,854	23,996
Capital	<u>-</u>	<u>21,056</u>	<u>(21,056)</u>
Total Expenditures	<u>1,316,120</u>	<u>1,256,716</u>	<u>59,404</u>
Excess (deficiency) of revenues over expenditures	(472,093)	(188,861)	283,232
Other Financing Sources (Uses)			
Transfers In	<u>400,000</u>	<u>400,000</u>	<u>-</u>
Total Other Financing Sources (Uses)	<u>400,000</u>	<u>400,000</u>	<u>-</u>
Net Change in Fund Balance	(72,093)	211,139	283,232
Fund Balance - beginning	<u>169,700</u>	<u>169,700</u>	<u>-</u>
Fund Balance - ending	<u>\$ 97,607</u>	<u>\$ 380,839</u>	<u>\$ 283,232</u>

BEAUFORT COUNTY, SOUTH CAROLINA
COMBINING BALANCE SHEET
NONMAJOR SPECIAL REVENUE FUNDS - DISABILITIES AND SPECIAL NEEDS PROGRAMS
June 30, 2015

	Central Admini- stration	Employed Services Program	Supervised Management Program	Service Coordination Program	Family Support Program	Old Shell Plants Program	Old Shell Pottery Program	Port Royal Residence Program	Early Intervention Program	Summer Services Program
ASSETS										
Cash and Equity in Pooled Cash and Investments	\$ 829,370	\$ 78,191	\$ 8,987	\$ 9,831	\$ 5,077	\$ 2,234	\$ 1,744	\$ 144,763	\$ 21,821	\$ 68,524
Due from Other Governments	50,204	290,693	322	2,495	-	-	-	4,315	-	-
Prepaid Items	7,402	13,656	-	-	-	-	-	1,519	-	-
Total Assets	<u>\$ 886,976</u>	<u>\$ 382,540</u>	<u>\$ 9,309</u>	<u>\$ 12,326</u>	<u>\$ 5,077</u>	<u>\$ 2,234</u>	<u>\$ 1,744</u>	<u>\$ 150,597</u>	<u>\$ 21,821</u>	<u>\$ 68,524</u>
LIABILITIES										
Accounts Payable	\$ 33,220	\$ 170,626	\$ 1,269	\$ 3,861	\$ 1,457	\$ 153	\$ -	\$ 24,599	\$ 8,219	\$ 39,493
Accrued Payroll	7,890	24,869	1,271	7,245	-	-	-	25,244	6,130	2,465
Due to Others	36,601	-	-	-	-	-	-	-	-	-
Total Liabilities	<u>77,711</u>	<u>195,495</u>	<u>2,540</u>	<u>11,106</u>	<u>1,457</u>	<u>153</u>	<u>-</u>	<u>49,843</u>	<u>14,349</u>	<u>41,958</u>
FUND BALANCE										
Nonspendable	7,402	13,656	-	-	-	-	-	1,519	-	-
Restricted	801,863	173,389	6,769	1,220	3,620	2,081	1,744	99,235	7,472	26,566
Total Fund Balance	<u>809,265</u>	<u>187,045</u>	<u>6,769</u>	<u>1,220</u>	<u>3,620</u>	<u>2,081</u>	<u>1,744</u>	<u>100,754</u>	<u>7,472</u>	<u>26,566</u>
Total Liabilities and Fund Balance	<u>\$ 886,976</u>	<u>\$ 382,540</u>	<u>\$ 9,309</u>	<u>\$ 12,326</u>	<u>\$ 5,077</u>	<u>\$ 2,234</u>	<u>\$ 1,744</u>	<u>\$ 150,597</u>	<u>\$ 21,821</u>	<u>\$ 68,524</u>

BEAUFORT COUNTY, SOUTH CAROLINA
COMBINING BALANCE SHEET
NONMAJOR SPECIAL REVENUE FUNDS - DISABILITIES AND SPECIAL NEEDS PROGRAMS
June 30, 2015

	Community Training Program	Enhanced Services Program	Respite Program	CTH 1 Program	CTH 1 D Program	Breakers Program	Waiver Respite Providers	Community Support Waiver	State Funded Community Support	Total
ASSETS										
Cash and Equity in Pooled Cash and Investments	\$ 121,507	\$ 25,134	\$ 23,078	\$ 20,719	\$ 72	\$ 4,423	\$ 36,354	\$ 72	\$ 99,954	\$ 1,501,855
Due from Other Governments	4,946	1,484	-	219	-	-	190	-	-	354,868
Prepaid Items	11,119	-	-	-	-	-	-	-	-	33,696
Total Assets	<u>\$ 137,572</u>	<u>\$ 26,618</u>	<u>\$ 23,078</u>	<u>\$ 20,938</u>	<u>\$ 72</u>	<u>\$ 4,423</u>	<u>\$ 36,544</u>	<u>\$ 72</u>	<u>\$ 99,954</u>	<u>\$ 1,890,419</u>
LIABILITIES										
Accounts Payable	\$ 27,394	\$ 1,203	\$ 3,292	\$ 5,853	\$ -	\$ 904	\$ 485	\$ -	\$ -	\$ 322,028
Accrued Payroll	40,989	-	(10,840)	(505)	-	2,100	940	-	-	107,798
Due to Others	-	-	-	-	-	-	-	-	-	36,601
Total Liabilities	<u>68,383</u>	<u>1,203</u>	<u>(7,548)</u>	<u>5,348</u>	<u>-</u>	<u>3,004</u>	<u>1,425</u>	<u>-</u>	<u>-</u>	<u>466,427</u>
FUND BALANCE										
Nonspendable	11,119	-	-	-	-	-	-	-	-	33,696
Restricted	58,070	25,415	30,626	15,590	72	1,419	35,119	72	99,954	1,390,296
Total Fund Balance	<u>69,189</u>	<u>25,415</u>	<u>30,626</u>	<u>15,590</u>	<u>72</u>	<u>1,419</u>	<u>35,119</u>	<u>72</u>	<u>99,954</u>	<u>1,423,992</u>
Total Liabilities and Fund Balance	<u>\$ 137,572</u>	<u>\$ 26,618</u>	<u>\$ 23,078</u>	<u>\$ 20,938</u>	<u>\$ 72</u>	<u>\$ 4,423</u>	<u>\$ 36,544</u>	<u>\$ 72</u>	<u>\$ 99,954</u>	<u>\$ 1,890,419</u>

BEAUFORT COUNTY, SOUTH CAROLINA
 COMBINING SCHEDULE OF REVENUES, EXPENDITURES AND CHANGES IN FUND BALANCES
 NONMAJOR SPECIAL REVENUE FUNDS - DISABILITIES AND SPECIAL NEEDS PROGRAMS
 For the Year Ended June 30, 2015


	Central Administration		
	Final Budget	Actual	Variance Positive (Negative)
Revenues			
Intergovernmental	\$ 147,650	\$ 447,650	\$ 300,000
Interest	-	452	452
Miscellaneous	<u>3,000</u>	<u>2,490</u>	<u>(510)</u>
Total Revenues	<u>150,650</u>	<u>450,592</u>	<u>299,942</u>
Expenditures			
Public Health			
Personnel	422,927	-	422,927
Purchased Services	170,282	-	170,282
Supplies	<u>36,417</u>	<u>-</u>	<u>36,417</u>
Total Expenditures	<u>629,626</u>	<u>-</u>	<u>629,626</u>
Excess (deficiency) of revenues over expenditures	(478,976)	450,592	929,568
Other Financing Sources (Uses)			
Transfers In	665,221	665,221	-
Transfers Out	<u>(135,650)</u>	<u>(1,055,000)</u>	<u>(919,350)</u>
Total Other Financing Sources (Uses)	<u>529,571</u>	<u>(389,779)</u>	<u>(919,350)</u>
Net Change in Fund Balance	50,595	60,813	10,218
Fund Balance - beginning	<u>748,452</u>	<u>748,452</u>	<u>-</u>
Fund Balance - ending	<u>\$ 799,047</u>	<u>\$ 809,265</u>	<u>\$ 10,218</u>

BEAUFORT COUNTY, SOUTH CAROLINA
COMBINING SCHEDULE OF REVENUES, EXPENDITURES AND CHANGES IN FUND BALANCES
NONMAJOR SPECIAL REVENUE FUNDS - DISABILITIES AND SPECIAL NEEDS PROGRAMS
For the Year Ended June 30, 2015

	Employed Services Program		
	Final Budget	Actual	Variance Positive (Negative)
Revenues			
Intergovernmental	\$ 1,413,859	\$ 1,893,748	\$ 479,889
Charges for Services	23,520	8,849	(14,671)
Miscellaneous	<u>139,049</u>	<u>184,136</u>	<u>45,087</u>
Total Revenues	<u>1,576,428</u>	<u>2,086,733</u>	<u>510,305</u>
Expenditures			
Public Health			
Personnel	1,158,592	1,307,823	(149,231)
Purchased Services	609,552	796,831	(187,279)
Supplies	112,878	88,852	24,026
Capital	<u>94,099</u>	<u>92,597</u>	<u>1,502</u>
Total Expenditures	<u>1,975,121</u>	<u>2,286,103</u>	<u>(310,982)</u>
Excess (deficiency) of revenues over expenditures	(398,693)	(199,370)	199,323
Other Financing Sources (Uses)			
Transfers In	<u>398,693</u>	<u>373,669</u>	<u>(25,024)</u>
Total Other Financing Sources (Uses)	<u>398,693</u>	<u>373,669</u>	<u>(25,024)</u>
Net Change in Fund Balance	-	174,299	174,299
Fund Balance - beginning	<u>12,746</u>	<u>12,746</u>	<u>-</u>
Fund Balance - ending	<u>\$ 12,746</u>	<u>\$ 187,045</u>	<u>\$ 174,299</u>

BEAUFORT COUNTY, SOUTH CAROLINA
 COMBINING SCHEDULE OF REVENUES, EXPENDITURES AND CHANGES IN FUND BALANCES
 NONMAJOR SPECIAL REVENUE FUNDS - DISABILITIES AND SPECIAL NEEDS PROGRAMS
 For the Year Ended June 30, 2015

	Supervised Management Program		
	Final Budget	Actual	Variance Positive (Negative)
Revenues			
Intergovernmental	\$ 66,236	\$ 77,769	\$ 11,533
Total Revenues	<u>66,236</u>	<u>77,769</u>	<u>11,533</u>
Expenditures			
Public Health			
Personnel	60,467	63,720	(3,253)
Purchased Services	2,994	4,847	(1,853)
Supplies	2,775	2,398	377
Capital	-	241	(241)
Total Expenditures	<u>66,236</u>	<u>71,206</u>	<u>(4,970)</u>
Net Change in Fund Balance	-	6,563	6,563
Fund Balance - beginning	<u>206</u>	<u>206</u>	<u>-</u>
Fund Balance - ending	<u>\$ 206</u>	<u>\$ 6,769</u>	<u>\$ 6,563</u>



Sandy Dimke
Beaufort County Resident

BEAUFORT COUNTY, SOUTH CAROLINA
 COMBINING SCHEDULE OF REVENUES, EXPENDITURES AND CHANGES IN FUND BALANCES
 NONMAJOR SPECIAL REVENUE FUNDS - DISABILITIES AND SPECIAL NEEDS PROGRAMS
 For the Year Ended June 30, 2015

	Service Coordination Program		
	Final Budget	Actual	Variance Positive (Negative)
Revenues			
Intergovernmental	\$ 304,299	\$ 341,435	\$ 37,136
Total Revenues	<u>304,299</u>	<u>341,435</u>	<u>37,136</u>
Expenditures			
Public Health			
Personnel	292,999	327,615	(34,616)
Purchased Services	4,334	9,425	(5,091)
Supplies	6,966	7,141	(175)
Capital	-	1,104	(1,104)
Total Expenditures	<u>304,299</u>	<u>345,285</u>	<u>(40,986)</u>
Excess (deficiency) of revenues over expenditures	-	(3,850)	(3,850)
Other Financing Sources (Uses)			
Transfers In	-	5,000	5,000
Total Other Financing Sources (Uses)	<u>-</u>	<u>5,000</u>	<u>5,000</u>
Net Change in Fund Balance	-	1,150	1,150
Fund Balance - beginning	<u>70</u>	<u>70</u>	<u>-</u>
Fund Balance - ending	<u>\$ 70</u>	<u>\$ 1,220</u>	<u>\$ 1,150</u>

BEAUFORT COUNTY, SOUTH CAROLINA
 COMBINING SCHEDULE OF REVENUES, EXPENDITURES AND CHANGES IN FUND BALANCES
 NONMAJOR SPECIAL REVENUE FUNDS - DISABILITIES AND SPECIAL NEEDS PROGRAMS
 For the Year Ended June 30, 2015

	<u>Family Support Program</u>		
	<u>Final Budget</u>	<u>Actual</u>	<u>Variance Positive (Negative)</u>
Revenues			
Intergovernmental	\$ 4,000	\$ 4,000	\$ -
Total Revenues	<u>4,000</u>	<u>4,000</u>	<u>-</u>
Expenditures			
Public Health			
Purchased Services	<u>4,000</u>	<u>7,963</u>	<u>(3,963)</u>
Total Expenditures	<u>4,000</u>	<u>7,963</u>	<u>(3,963)</u>
Net Change in Fund Balance	-	(3,963)	(3,963)
Fund Balance - beginning	<u>7,583</u>	<u>7,583</u>	<u>-</u>
Fund Balance - ending	<u>\$ 7,583</u>	<u>\$ 3,620</u>	<u>\$ (3,963)</u>

BEAUFORT COUNTY, SOUTH CAROLINA
 COMBINING SCHEDULE OF REVENUES, EXPENDITURES AND CHANGES IN FUND BALANCES
 NONMAJOR SPECIAL REVENUE FUNDS - DISABILITIES AND SPECIAL NEEDS PROGRAMS
 For the Year Ended June 30, 2015

	<u>Old Shell Plants Program</u>		
	<u>Final Budget</u>	<u>Actual</u>	<u>Variance Positive (Negative)</u>
Revenues			
Miscellaneous	\$ -	\$ 188	\$ 188
Total Revenues	<u>-</u>	<u>188</u>	<u>188</u>
Expenditures			
Public Health			
Supplies	-	280	(280)
Total Expenditures	<u>-</u>	<u>280</u>	<u>(280)</u>
Net Change in Fund Balance	-	(92)	(92)
Fund Balance - beginning	<u>2,173</u>	<u>2,173</u>	<u>-</u>
Fund Balance - ending	<u>\$ 2,173</u>	<u>\$ 2,081</u>	<u>\$ (92)</u>

BEAUFORT COUNTY, SOUTH CAROLINA
 COMBINING SCHEDULE OF REVENUES, EXPENDITURES AND CHANGES IN FUND BALANCES
 NONMAJOR SPECIAL REVENUE FUNDS - DISABILITIES AND SPECIAL NEEDS PROGRAMS
 For the Year Ended June 30, 2015

	<u>Old Shell Pottery Program</u>		
	<u>Final Budget</u>	<u>Actual</u>	<u>Variance Positive (Negative)</u>
Revenues			
Miscellaneous	\$ -	\$ 16	\$ 16
Total Revenues	<u>-</u>	<u>16</u>	<u>16</u>
Expenditures			
Public Health			
Supplies	-	-	-
Total Expenditures	<u>-</u>	<u>-</u>	<u>-</u>
Net Change in Fund Balance	-	16	16
Fund Balance - beginning	<u>1,728</u>	<u>1,728</u>	<u>-</u>
Fund Balance - ending	<u>\$ 1,728</u>	<u>\$ 1,744</u>	<u>\$ 16</u>

BEAUFORT COUNTY, SOUTH CAROLINA
COMBINING SCHEDULE OF REVENUES, EXPENDITURES AND CHANGES IN FUND BALANCES
NONMAJOR SPECIAL REVENUE FUNDS - DISABILITIES AND SPECIAL NEEDS PROGRAMS
For the Year Ended June 30, 2015

	Port Royal Residence Program		
	Final Budget	Actual	Variance Positive (Negative)
Revenues			
Intergovernmental	\$ 892,408	\$ 1,040,600	\$ 148,192
Charges for Services	105,572	109,539	3,967
Total Revenues	<u>997,980</u>	<u>1,150,139</u>	<u>152,159</u>
Expenditures			
Public Health			
Personnel	1,398,577	1,362,003	36,574
Purchased Services	71,966	102,504	(30,538)
Supplies	94,454	99,207	(4,753)
Capital	-	54,245	(54,245)
Total Expenditures	<u>1,564,997</u>	<u>1,617,959</u>	<u>(52,962)</u>
Excess (deficiency) of revenues over expenditures	(567,017)	(467,820)	99,197
Other Financing Sources (Uses)			
Transfers In	<u>567,017</u>	<u>567,017</u>	-
Total Other Financing Sources (Uses)	<u>567,017</u>	<u>567,017</u>	-
Net Change in Fund Balance	-	99,197	99,197
Fund Balance - beginning	<u>1,557</u>	<u>1,557</u>	-
Fund Balance - ending	<u>\$ 1,557</u>	<u>\$ 100,754</u>	<u>\$ 99,197</u>

BEAUFORT COUNTY, SOUTH CAROLINA
 COMBINING SCHEDULE OF REVENUES, EXPENDITURES AND CHANGES IN FUND BALANCES
 NONMAJOR SPECIAL REVENUE FUNDS - DISABILITIES AND SPECIAL NEEDS PROGRAMS
 For the Year Ended June 30, 2015

	Early Intervention Program		
	Final Budget	Actual	Variance Positive (Negative)
Revenues			
Intergovernmental	\$ 369,770	\$ 377,006	\$ 7,236
Total Revenues	<u>369,770</u>	<u>377,006</u>	<u>7,236</u>
Expenditures			
Public Health			
Personnel	378,692	379,414	(722)
Purchased Services	8,958	19,437	(10,479)
Supplies	8,341	11,183	(2,842)
Capital	-	1,434	(1,434)
Total Expenditures	<u>395,991</u>	<u>411,468</u>	<u>(15,477)</u>
Excess (deficiency) of revenues over expenditures	(26,221)	(34,462)	(8,241)
Other Financing Sources (Uses)			
Transfers In	<u>26,221</u>	<u>26,221</u>	<u>-</u>
Total Other Financing Sources (Uses)	<u>26,221</u>	<u>26,221</u>	<u>-</u>
Net Change in Fund Balance	-	(8,241)	(8,241)
Fund Balance - beginning	<u>15,713</u>	<u>15,713</u>	<u>-</u>
Fund Balance - ending	<u>\$ 15,713</u>	<u>\$ 7,472</u>	<u>\$ (8,241)</u>

BEAUFORT COUNTY, SOUTH CAROLINA
 COMBINING SCHEDULE OF REVENUES, EXPENDITURES AND CHANGES IN FUND BALANCES
 NONMAJOR SPECIAL REVENUE FUNDS - DISABILITIES AND SPECIAL NEEDS PROGRAMS
 For the Year Ended June 30, 2015

	Summer Services Program		
	Final Budget	Actual	Variance Positive (Negative)
Revenues			
Intergovernmental	\$ 76,663	\$ 58,700	\$ (17,963)
Miscellaneous	<u>15,929</u>	<u>35,967</u>	<u>20,038</u>
Total Revenues	<u>92,592</u>	<u>94,667</u>	<u>2,075</u>
Expenditures			
Public Health			
Personnel	20,620	13,576	7,044
Purchased Services	55,991	41,003	14,988
Supplies	<u>18,231</u>	<u>15,910</u>	<u>2,321</u>
Total Expenditures	<u>94,842</u>	<u>70,489</u>	<u>24,353</u>
Net Change in Fund Balance	(2,250)	24,178	26,428
Fund Balance - beginning	<u>2,388</u>	<u>2,388</u>	<u>-</u>
Fund Balance - ending	<u>\$ 138</u>	<u>\$ 26,566</u>	<u>\$ 26,428</u>

BEAUFORT COUNTY, SOUTH CAROLINA
COMBINING SCHEDULE OF REVENUES, EXPENDITURES AND CHANGES IN FUND BALANCES
NONMAJOR SPECIAL REVENUE FUNDS - DISABILITIES AND SPECIAL NEEDS PROGRAMS
For the Year Ended June 30, 2015

	Community Training Program		
	Final Budget	Actual	Variance Positive (Negative)
Revenues			
Intergovernmental	\$ 1,022,962	\$ 1,192,835	\$ 169,873
Charges for Services	149,350	152,515	3,165
Total Revenues	<u>1,172,312</u>	<u>1,345,350</u>	<u>173,038</u>
Expenditures			
Public Health			
Personnel	1,308,162	1,393,600	(85,438)
Purchased Services	96,290	140,377	(44,087)
Supplies	108,044	102,934	5,110
Capital	50,048	988,072	(938,024)
Total Expenditures	<u>1,562,544</u>	<u>2,624,983</u>	<u>(1,062,439)</u>
Excess (deficiency) of revenues over expenditures	(390,232)	(1,279,633)	(889,401)
Other Financing Sources (Uses)			
Transfers In	390,232	1,340,184	949,952
Total Other Financing Sources (Uses)	<u>390,232</u>	<u>1,340,184</u>	<u>949,952</u>
Net Change in Fund Balance	-	60,551	60,551
Fund Balance - beginning	<u>8,638</u>	<u>8,638</u>	<u>-</u>
Fund Balance - ending	<u>\$ 8,638</u>	<u>\$ 69,189</u>	<u>\$ 60,551</u>

BEAUFORT COUNTY, SOUTH CAROLINA
 COMBINING SCHEDULE OF REVENUES, EXPENDITURES AND CHANGES IN FUND BALANCES
 NONMAJOR SPECIAL REVENUE FUNDS - DISABILITIES AND SPECIAL NEEDS PROGRAMS
 For the Year Ended June 30, 2015

	Enhanced Services Program		
	Final Budget	Actual	Variance Positive (Negative)
Revenues			
Intergovernmental	\$ 257,177	\$ 299,884	\$ 42,707
Total Revenues	<u>257,177</u>	<u>299,884</u>	<u>42,707</u>
Expenditures			
Public Health			
Purchased Services	257,177	273,724	(16,547)
Supplies	-	1,323	(1,323)
Capital	-	932	(932)
Total Expenditures	<u>257,177</u>	<u>275,979</u>	<u>(18,802)</u>
Net Change in Fund Balance	-	23,905	23,905
Fund Balance - beginning	<u>1,510</u>	<u>1,510</u>	<u>-</u>
Fund Balance - ending	<u>\$ 1,510</u>	<u>\$ 25,415</u>	<u>\$ 23,905</u>

BEAUFORT COUNTY, SOUTH CAROLINA
 COMBINING SCHEDULE OF REVENUES, EXPENDITURES AND CHANGES IN FUND BALANCES
 NONMAJOR SPECIAL REVENUE FUNDS - DISABILITIES AND SPECIAL NEEDS PROGRAMS
 For the Year Ended June 30, 2015

	Respite Program		
	Final Budget	Actual	Variance Positive (Negative)
Revenues			
Intergovernmental	\$ 23,598	\$ 25,123	\$ 1,525
Total Revenues	<u>23,598</u>	<u>25,123</u>	<u>1,525</u>
Expenditures			
Public Health			
Personnel	-	4,494	(4,494)
Purchased Services	<u>23,598</u>	<u>17,110</u>	<u>6,488</u>
Total Expenditures	<u>23,598</u>	<u>21,604</u>	<u>1,994</u>
Net Change in Fund Balance	-	3,519	3,519
Fund Balance - beginning	<u>27,107</u>	<u>27,107</u>	<u>-</u>
Fund Balance - ending	<u>\$ 27,107</u>	<u>\$ 30,626</u>	<u>\$ 3,519</u>

BEAUFORT COUNTY, SOUTH CAROLINA
COMBINING SCHEDULE OF REVENUES, EXPENDITURES AND CHANGES IN FUND BALANCES
NONMAJOR SPECIAL REVENUE FUNDS - DISABILITIES AND SPECIAL NEEDS PROGRAMS
For the Year Ended June 30, 2015

	CTH 1 Program		
	Final Budget	Actual	Variance Positive (Negative)
Revenues			
Intergovernmental	\$ 45,056	\$ 52,895	\$ 7,839
Total Revenues	<u>45,056</u>	<u>52,895</u>	<u>7,839</u>
Expenditures			
Public Health			
Personnel	10,056	13,397	(3,341)
Purchased Services	35,000	33,464	1,536
Supplies	-	232	(232)
Capital	-	163	(163)
Total Expenditures	<u>45,056</u>	<u>47,256</u>	<u>(2,200)</u>
Net Change in Fund Balance	-	5,639	5,639
Fund Balance - beginning	<u>9,951</u>	<u>9,951</u>	-
Fund Balance - ending	<u>\$ 9,951</u>	<u>\$ 15,590</u>	<u>\$ 5,639</u>

BEAUFORT COUNTY, SOUTH CAROLINA
 COMBINING SCHEDULE OF REVENUES, EXPENDITURES AND CHANGES IN FUND BALANCES
 NONMAJOR SPECIAL REVENUE FUNDS - DISABILITIES AND SPECIAL NEEDS PROGRAMS
 For the Year Ended June 30, 2015


	CTH 1 D Program		
	Final Budget	Actual	Variance Positive (Negative)
Revenues			
Intergovernmental	\$ -	\$ -	\$ -
Total Revenues	<u>-</u>	<u>-</u>	<u>-</u>
Expenditures			
Public Health			
Other	<u>-</u>	<u>-</u>	<u>-</u>
Total Expenditures	<u>-</u>	<u>-</u>	<u>-</u>
Net Change in Fund Balance	-	-	-
Fund Balance - beginning	<u>72</u>	<u>72</u>	<u>-</u>
Fund Balance - ending	<u>\$ 72</u>	<u>\$ 72</u>	<u>\$ -</u>

BEAUFORT COUNTY, SOUTH CAROLINA
 COMBINING SCHEDULE OF REVENUES, EXPENDITURES AND CHANGES IN FUND BALANCES
 NONMAJOR SPECIAL REVENUE FUNDS - DISABILITIES AND SPECIAL NEEDS PROGRAMS
 For the Year Ended June 30, 2015

	Breakers Program		
	Final Budget	Actual	Variance Positive (Negative)
Revenues			
Intergovernmental	\$ 100,000	\$ 50,000	\$ (50,000)
Total Revenues	<u>100,000</u>	<u>50,000</u>	<u>(50,000)</u>
Expenditures			
Public Health			
Personnel	63,493	94,941	(31,448)
Purchased Services	1,000	90	910
Supplies	<u>12,400</u>	<u>4,138</u>	<u>8,262</u>
Total Expenditures	<u>76,893</u>	<u>99,169</u>	<u>(22,276)</u>
Excess (deficiency) of revenues over expenditures	23,107	(49,169)	(72,276)
Other Financing Sources (Uses)			
Transfers In	<u>-</u>	<u>50,000</u>	<u>50,000</u>
Total Other Financing Sources (Uses)	<u>-</u>	<u>50,000</u>	<u>50,000</u>
Net Change in Fund Balance	23,107	831	(22,276)
Fund Balance - beginning	<u>588</u>	<u>588</u>	<u>-</u>
Fund Balance - ending	<u>\$ 23,695</u>	<u>\$ 1,419</u>	<u>\$ (22,276)</u>

BEAUFORT COUNTY, SOUTH CAROLINA
 COMBINING SCHEDULE OF REVENUES, EXPENDITURES AND CHANGES IN FUND BALANCES
 NONMAJOR SPECIAL REVENUE FUNDS - DISABILITIES AND SPECIAL NEEDS PROGRAMS
 For the Year Ended June 30, 2015

	Waiver Respite Providers		
	Final Budget	Actual	Variance Positive (Negative)
Revenues			
Intergovernmental	\$ 39,235	\$ 45,750	\$ 6,515
Total Revenues	<u>39,235</u>	<u>45,750</u>	<u>6,515</u>
Expenditures			
Public Health			
Personnel	66,923	41,355	25,568
Purchased Services	-	1,467	(1,467)
Supplies	-	345	(345)
Capital	-	244	(244)
Total Expenditures	<u>66,923</u>	<u>43,411</u>	<u>23,512</u>
Excess (deficiency) of revenues over expenditures	(27,688)	2,339	30,027
Other Financing Sources (Uses)			
Transfers In	<u>27,688</u>	<u>27,688</u>	-
Total Other Financing Sources (Uses)	<u>27,688</u>	<u>27,688</u>	-
Net Change in Fund Balance	-	30,027	30,027
Fund Balance - beginning	<u>5,092</u>	<u>5,092</u>	-
Fund Balance - ending	<u>\$ 5,092</u>	<u>\$ 35,119</u>	<u>\$ 30,027</u>



Kate Crowley
Beaufort County Resident

BEAUFORT COUNTY, SOUTH CAROLINA
 COMBINING SCHEDULE OF REVENUES, EXPENDITURES AND CHANGES IN FUND BALANCES
 NONMAJOR SPECIAL REVENUE FUNDS - DISABILITIES AND SPECIAL NEEDS PROGRAMS
 For the Year Ended June 30, 2015

	<u>DSN Community Support Waiver</u>		
	<u>Final Budget</u>	<u>Actual</u>	<u>Variance Positive (Negative)</u>
Revenues			
Intergovernmental	\$ -	\$ -	\$ -
Total Revenues	<u>-</u>	<u>-</u>	<u>-</u>
Expenditures			
Public Health			
Personnel	-	-	-
Total Expenditures	<u>-</u>	<u>-</u>	<u>-</u>
Net Change in Fund Balance	-	-	-
Fund Balance - beginning	<u>72</u>	<u>72</u>	<u>-</u>
Fund Balance - ending	<u>\$ 72</u>	<u>\$ 72</u>	<u>\$ -</u>

BEAUFORT COUNTY, SOUTH CAROLINA
 COMBINING SCHEDULE OF REVENUES, EXPENDITURES AND CHANGES IN FUND BALANCES
 NONMAJOR SPECIAL REVENUE FUNDS - DISABILITIES AND SPECIAL NEEDS PROGRAMS
 For the Year Ended June 30, 2015

	<u>DSN State Funded Community Support</u>		
	<u>Final Budget</u>	<u>Actual</u>	<u>Variance Positive (Negative)</u>
Revenues			
Intergovernmental	\$ 99,954	\$ 99,954	\$ -
Total Revenues	<u>99,954</u>	<u>99,954</u>	<u>-</u>
Expenditures			
Public Health			
Personnel	-	-	-
Total Expenditures	<u>-</u>	<u>-</u>	<u>-</u>
Net Change in Fund Balance	99,954	99,954	-
Fund Balance - beginning	<u>-</u>	<u>-</u>	<u>-</u>
Fund Balance - ending	<u>\$ 99,954</u>	<u>\$ 99,954</u>	<u>\$ -</u>

BEAUFORT COUNTY, SOUTH CAROLINA
 COMBINING SCHEDULE OF REVENUES, EXPENDITURES AND CHANGES IN FUND BALANCES
 NONMAJOR SPECIAL REVENUE FUNDS - DISABILITIES AND SPECIAL NEEDS PROGRAMS
 For the Year Ended June 30, 2015

	Total		Variance Positive (Negative)
	Final Budget	Actual	
Revenues			
Intergovernmental	\$ 4,862,867	\$ 6,007,349	\$ 1,144,482
Charges for Services	278,442	270,903	(7,539)
Interest	-	452	452
Miscellaneous	<u>157,978</u>	<u>222,797</u>	<u>64,819</u>
Total Revenues	<u>5,299,287</u>	<u>6,501,501</u>	<u>1,202,214</u>
Expenditures			
Public Health			
Personnel	5,181,508	5,001,938	179,570
Purchased Services	1,341,142	1,448,242	(107,100)
Supplies	400,506	333,943	66,563
Capital	<u>144,147</u>	<u>1,139,032</u>	<u>(994,885)</u>
Total Expenditures	<u>7,067,303</u>	<u>7,923,155</u>	<u>(855,852)</u>
Excess (deficiency) of revenues over expenditures	(1,768,016)	(1,421,654)	346,362
Other Financing Sources (Uses)			
Transfers In	2,075,072	3,055,000	979,928
Transfers Out	<u>(135,650)</u>	<u>(1,055,000)</u>	<u>(919,350)</u>
Total Other Financing Sources (Uses)	<u>1,939,422</u>	<u>2,000,000</u>	<u>60,578</u>
Net Change in Fund Balance	171,406	578,346	406,940
Fund Balance - beginning	<u>845,646</u>	<u>845,646</u>	<u>-</u>
Fund Balance - ending	<u>\$ 1,017,052</u>	<u>\$ 1,423,992</u>	<u>\$ 406,940</u>

BEAUFORT COUNTY, SOUTH CAROLINA
 COMBINING BALANCE SHEET
 NONMAJOR SPECIAL REVENUE FUNDS - PUBLIC WELFARE PROGRAMS
 June 30, 2015

	Daufuskie Ferry Grant	HUD Homes Program	CDBG Water Grants	Collaborative Organization for Services to Youth	Total
<u>ASSETS</u>					
Cash and Equity in Pooled Cash and Investments	\$ 6,788	\$ -	\$ 5,300	\$ 56,164	\$ 68,252
Receivables, Net	9,735	-	-	-	9,735
Due from Other Governments	-	67,370	-	26,143	93,513
Total Assets	<u>\$ 16,523</u>	<u>\$ 67,370</u>	<u>\$ 5,300</u>	<u>\$ 82,307</u>	<u>\$ 171,500</u>
<u>LIABILITIES</u>					
Accounts Payable	\$ 13,758	\$ 67,370	\$ -	\$ 30,126	\$ 111,254
Accrued Payroll	-	-	-	4,370	4,370
Total Liabilities	<u>13,758</u>	<u>67,370</u>	<u>-</u>	<u>34,496</u>	<u>115,624</u>
<u>FUND BALANCE</u>					
Nonspendable	-	-	-	-	-
Restricted	2,765	-	5,300	47,811	55,876
Total Fund Balance	<u>2,765</u>	<u>-</u>	<u>5,300</u>	<u>47,811</u>	<u>55,876</u>
Total Liabilities and Fund Balance	<u>\$ 16,523</u>	<u>\$ 67,370</u>	<u>\$ 5,300</u>	<u>\$ 82,307</u>	<u>\$ 171,500</u>

BEAUFORT COUNTY, SOUTH CAROLINA
 COMBINING SCHEDULE OF REVENUES, EXPENDITURES AND CHANGES IN FUND BALANCES
 NONMAJOR SPECIAL REVENUE FUNDS - PUBLIC WELFARE PROGRAMS
 For the Year Ended June 30, 2015

	<u>Daufuskie Ferry Grant</u>		
	<u>Final Budget</u>	<u>Actual</u>	<u>Variance Positive (Negative)</u>
Revenues			
Intergovernmental	\$ 75,000	\$ 75,000	\$ -
Charges for Services	<u>30,000</u>	<u>33,290</u>	<u>3,290</u>
Total Revenues	<u>105,000</u>	<u>108,290</u>	<u>3,290</u>
Expenditures			
Public Welfare			
Other	<u>255,000</u>	<u>288,133</u>	<u>(33,133)</u>
Total Expenditures	<u>255,000</u>	<u>288,133</u>	<u>(33,133)</u>
Excess (deficiency) of revenues over expenditures	(150,000)	(179,843)	(29,843)
Other Financing Sources (Uses)			
Transfers In	<u>150,000</u>	<u>150,000</u>	<u>-</u>
Total Other Financing Sources (Uses)	<u>150,000</u>	<u>150,000</u>	<u>-</u>
Net Change in Fund Balance	-	(29,843)	(29,843)
Fund Balance - beginning	<u>32,608</u>	<u>32,608</u>	<u>-</u>
Fund Balance - ending	<u>\$ 32,608</u>	<u>\$ 2,765</u>	<u>\$ (29,843)</u>

BEAUFORT COUNTY, SOUTH CAROLINA
 COMBINING SCHEDULE OF REVENUES, EXPENDITURES AND CHANGES IN FUND BALANCES
 NONMAJOR SPECIAL REVENUE FUNDS - PUBLIC WELFARE PROGRAMS
 For the Year Ended June 30, 2015

	HUD Homes Program		
	Final Budget	Actual	Variance Positive (Negative)
Revenues			
Intergovernmental	\$ 700,000	\$ 941,362	\$ 241,362
Total Revenues	<u>700,000</u>	<u>941,362</u>	<u>241,362</u>
Expenditures			
Public Welfare			
Other	<u>700,000</u>	<u>941,362</u>	<u>(241,362)</u>
Total Expenditures	<u>700,000</u>	<u>941,362</u>	<u>(241,362)</u>
Net Change in Fund Balance	-	-	-
Fund Balance - beginning	<u>-</u>	<u>-</u>	<u>-</u>
Fund Balance - ending	<u>\$ -</u>	<u>\$ -</u>	<u>\$ -</u>

BEAUFORT COUNTY, SOUTH CAROLINA
 COMBINING SCHEDULE OF REVENUES, EXPENDITURES AND CHANGES IN FUND BALANCES
 NONMAJOR SPECIAL REVENUE FUNDS - PUBLIC WELFARE PROGRAMS
 For the Year Ended June 30, 2015

	CDBG Water Grants		
	Final Budget	Actual	Variance Positive (Negative)
Revenues			
Intergovernmental	\$ -	\$ -	\$ -
Total Revenues	-	-	-
Expenditures			
Public Welfare			
Other	-	-	-
Total Expenditures	-	-	-
Net Change in Fund Balance	-	-	-
Fund Balance - beginning	5,300	5,300	-
Fund Balance - ending	\$ 5,300	\$ 5,300	\$ -

BEAUFORT COUNTY, SOUTH CAROLINA
 COMBINING SCHEDULE OF REVENUES, EXPENDITURES AND CHANGES IN FUND BALANCES
 NONMAJOR SPECIAL REVENUE FUNDS - PUBLIC WELFARE PROGRAMS
 For the Year Ended June 30, 2015

	<u>Collaborative Organization for Services to Youth</u>		
	Final Budget	Actual	Variance Positive (Negative)
Revenues			
Intergovernmental	\$ 144,232	\$ 164,232	\$ 20,000
Charges for Services	104,700	54,702	(49,998)
Interest	-	16	16
Miscellaneous	<u>17,600</u>	<u>13,750</u>	<u>(3,850)</u>
Total Revenues	<u>266,532</u>	<u>232,700</u>	<u>(33,832)</u>
Expenditures			
Public Welfare			
Personnel	187,237	193,762	(6,525)
Purchased Services	169,775	125,869	43,906
Supplies	3,896	1,757	2,139
Other	<u>71,616</u>	<u>94,277</u>	<u>(22,661)</u>
Total Expenditures	<u>432,524</u>	<u>415,665</u>	<u>16,859</u>
Excess (deficiency) of revenues over expenditures	(165,992)	(182,965)	(16,973)
Other Financing Sources (Uses)			
Transfers In	<u>150,000</u>	<u>150,000</u>	<u>-</u>
Total Other Financing Sources (Uses)	<u>150,000</u>	<u>150,000</u>	<u>-</u>
Net Change in Fund Balance	(15,992)	(32,965)	(16,973)
Fund Balance - beginning	<u>80,776</u>	<u>80,776</u>	<u>-</u>
Fund Balance - ending	<u>\$ 64,784</u>	<u>\$ 47,811</u>	<u>\$ (16,973)</u>

BEAUFORT COUNTY, SOUTH CAROLINA
 COMBINING SCHEDULE OF REVENUES, EXPENDITURES AND CHANGES IN FUND BALANCES
 NONMAJOR SPECIAL REVENUE FUNDS - PUBLIC WELFARE PROGRAMS
 For the Year Ended June 30, 2015

	Totals		
	Final Budget	Actual	Variance Positive (Negative)
Revenues			
Intergovernmental	\$ 919,232	\$ 1,180,594	\$ 261,362
Charges for Services	134,700	87,992	(46,708)
Interest	-	16	16
Miscellaneous	<u>17,600</u>	<u>13,750</u>	<u>(3,850)</u>
Total Revenues	<u>1,071,532</u>	<u>1,282,352</u>	<u>210,820</u>
Expenditures			
Public Welfare			
Personnel	187,237	193,762	(6,525)
Purchased Services	169,775	125,869	43,906
Supplies	3,896	1,757	2,139
Other	<u>1,026,616</u>	<u>1,323,772</u>	<u>(297,156)</u>
Total Expenditures	<u>1,387,524</u>	<u>1,645,160</u>	<u>(257,636)</u>
Excess (deficiency) of revenues over expenditures	(315,992)	(362,808)	(46,816)
Other Financing Sources (Uses)			
Transfers In	<u>300,000</u>	<u>300,000</u>	<u>-</u>
Total Other Financing Sources (Uses)	<u>300,000</u>	<u>300,000</u>	<u>-</u>
Net Change in Fund Balance	(15,992)	(62,808)	(46,816)
Fund Balance - beginning	<u>118,684</u>	<u>118,684</u>	<u>-</u>
Fund Balance - ending	<u>\$ 102,692</u>	<u>\$ 55,876</u>	<u>\$ (46,816)</u>

BEAUFORT COUNTY, SOUTH CAROLINA
 COMBINING BALANCE SHEET
 NONMAJOR SPECIAL REVENUE FUNDS - CULTURAL AND RECREATION PROGRAMS
 June 30, 2015

	Library Grants	Library Trust	Library Special Trust	Library Impact Fees	PALS Capital Program	PALS Impact Fees	PALS Summer Nutrition Program Grants	Total
ASSETS								
Cash and Equity in Pooled Cash and Investments	\$ 134,555	\$ 19,003	\$ 253,270	\$ 1,581,633	\$ 91,354	\$ 2,969,201	\$ 71,784	\$ 5,120,800
Receivables, Net	-	-	-	62,935	-	151,108	-	214,043
Due from Other Governments	-	-	-	-	-	-	45,696	45,696
Total Assets	<u>\$ 134,555</u>	<u>\$ 19,003</u>	<u>\$ 253,270</u>	<u>\$ 1,644,568</u>	<u>\$ 91,354</u>	<u>\$ 3,120,309</u>	<u>\$ 117,480</u>	<u>\$ 5,380,539</u>
LIABILITIES								
Accounts Payable	\$ 15	\$ -	\$ -	\$ 331	\$ -	\$ 77,083	\$ 111,933	\$ 189,362
Accrued Payroll	-	-	-	-	-	-	5,080	5,080
Total Liabilities	<u>15</u>	<u>-</u>	<u>-</u>	<u>331</u>	<u>-</u>	<u>77,083</u>	<u>117,013</u>	<u>194,442</u>
FUND BALANCE								
Restricted	134,540	19,003	253,270	1,644,237	-	3,043,226	467	5,094,743
Committed	-	-	-	-	91,354	-	-	91,354
Total Fund Balance	<u>134,540</u>	<u>19,003</u>	<u>253,270</u>	<u>1,644,237</u>	<u>91,354</u>	<u>3,043,226</u>	<u>467</u>	<u>5,186,097</u>
Total Liabilities and Fund Balance	<u>\$ 134,555</u>	<u>\$ 19,003</u>	<u>\$ 253,270</u>	<u>\$ 1,644,568</u>	<u>\$ 91,354</u>	<u>\$ 3,120,309</u>	<u>\$ 117,480</u>	<u>\$ 5,380,539</u>

BEAUFORT COUNTY, SOUTH CAROLINA
 COMBINING SCHEDULE OF REVENUES, EXPENDITURES AND CHANGES IN FUND BALANCES
 NONMAJOR SPECIAL REVENUE FUNDS - CULTURAL AND RECREATION PROGRAMS
 For the Year Ended June 30, 2015

	Library Grants		
	Final Budget	Actual	Variance Positive (Negative)
Revenues			
Intergovernmental	\$ 202,791	\$ 225,937	\$ 23,146
Interest	-	80	80
Miscellaneous	-	12,405	12,405
Total Revenues	<u>202,791</u>	<u>238,422</u>	<u>35,631</u>
Expenditures			
Cultural and Recreation			
Purchased Services	-	4,656	(4,656)
Supplies	202,791	317,982	(115,191)
Total Expenditures	<u>202,791</u>	<u>322,638</u>	<u>(119,847)</u>
Net Change in Fund Balance	-	(84,216)	(84,216)
Fund Balance - beginning	<u>218,756</u>	<u>218,756</u>	<u>-</u>
Fund Balance - ending	<u>\$ 218,756</u>	<u>\$ 134,540</u>	<u>\$ (84,216)</u>

BEAUFORT COUNTY, SOUTH CAROLINA
 COMBINING SCHEDULE OF REVENUES, EXPENDITURES AND CHANGES IN FUND BALANCES
 NONMAJOR SPECIAL REVENUE FUNDS - CULTURAL AND RECREATION PROGRAMS
 For the Year Ended June 30, 2015

	Library Trust		
	Final Budget	Actual	Variance Positive (Negative)
Revenues			
Miscellaneous	\$ -	\$ 850	\$ 850
Total Revenues	<u>-</u>	<u>850</u>	<u>850</u>
Expenditures			
Cultural and Recreation			
Supplies	-	447	(447)
Other	-	1,114	(1,114)
Total Expenditures	<u>-</u>	<u>1,561</u>	<u>(1,561)</u>
Net Change in Fund Balance	-	(711)	(711)
Fund Balance - beginning	<u>19,714</u>	<u>19,714</u>	<u>-</u>
Fund Balance - ending	<u>\$ 19,714</u>	<u>\$ 19,003</u>	<u>\$ (711)</u>

BEAUFORT COUNTY, SOUTH CAROLINA
 COMBINING SCHEDULE OF REVENUES, EXPENDITURES AND CHANGES IN FUND BALANCES
 NONMAJOR SPECIAL REVENUE FUNDS - CULTURAL AND RECREATION PROGRAMS
 For the Year Ended June 30, 2015

	Library Special Trust		
	Final Budget	Actual	Variance Positive (Negative)
Revenues			
Interest	\$ -	\$ 84	\$ 84
Total Revenues	<u>-</u>	<u>84</u>	<u>84</u>
Expenditures			
Cultural and Recreation			
Supplies	-	5,783	(5,783)
Total Expenditures	<u>-</u>	<u>5,783</u>	<u>(5,783)</u>
Net Change in Fund Balance	-	(5,699)	(5,699)
Fund Balance - beginning	<u>258,969</u>	<u>258,969</u>	<u>-</u>
Fund Balance - ending	<u>\$ 258,969</u>	<u>\$ 253,270</u>	<u>\$ (5,699)</u>

BEAUFORT COUNTY, SOUTH CAROLINA
 COMBINING SCHEDULE OF REVENUES, EXPENDITURES AND CHANGES IN FUND BALANCES
 NONMAJOR SPECIAL REVENUE FUNDS - CULTURAL AND RECREATION PROGRAMS
 For the Year Ended June 30, 2015

	Library Impact Fees		
	Final Budget	Actual	Variance Positive (Negative)
Revenues			
Licenses and Permits	\$ 375,500	\$ 552,012	\$ 176,512
Interest	<u>1,275</u>	<u>470</u>	<u>(805)</u>
Total Revenues	<u>376,775</u>	<u>552,482</u>	<u>175,707</u>
Expenditures			
Cultural and Recreation			
Supplies	219,844	25,216	194,628
Capital	<u>-</u>	<u>197,229</u>	<u>(197,229)</u>
Total Expenditures	<u>219,844</u>	<u>222,445</u>	<u>(2,601)</u>
Excess (deficiency) of revenues over expenditures	156,931	330,037	173,106
Other Financing Sources (Uses)			
Transfers out	<u>(193,828)</u>	<u>-</u>	<u>193,828</u>
Total Other Financing Sources (Uses)	<u>(193,828)</u>	<u>-</u>	<u>193,828</u>
Net Change in Fund Balance	(36,897)	330,037	366,934
Fund Balance - beginning	<u>1,314,200</u>	<u>1,314,200</u>	<u>-</u>
Fund Balance - ending	<u>\$ 1,277,303</u>	<u>\$ 1,644,237</u>	<u>\$ 366,934</u>

BEAUFORT COUNTY, SOUTH CAROLINA
 COMBINING SCHEDULE OF REVENUES, EXPENDITURES AND CHANGES IN FUND BALANCES
 NONMAJOR SPECIAL REVENUE FUNDS - CULTURAL AND RECREATION PROGRAMS
 For the Year Ended June 30, 2015

	PALS Capital Program		
	Final Budget	Actual	Variance Positive (Negative)
Revenues			
Charges for Services	\$ -	\$ 26,638	\$ 26,638
Interest	-	26	26
Total Revenues	-	26,664	26,664
Expenditures			
Cultural and Recreation Supplies	-	-	-
Total Expenditures	-	-	-
Net Change in Fund Balance	-	26,664	26,664
Fund Balance - beginning	64,690	64,690	-
Fund Balance - ending	\$ 64,690	\$ 91,354	\$ 26,664

BEAUFORT COUNTY, SOUTH CAROLINA
COMBINING SCHEDULE OF REVENUES, EXPENDITURES AND CHANGES IN FUND BALANCES
NONMAJOR SPECIAL REVENUE FUNDS - CULTURAL AND RECREATION PROGRAMS
For the Year Ended June 30, 2015

	PALS Impact Fees		
	Final Budget	Actual	Variance Positive (Negative)
Revenues			
Licenses and Permits	\$ 650,000	\$ 1,035,925	\$ 385,925
Interest	2,000	1,020	(980)
Total Revenues	<u>652,000</u>	<u>1,036,945</u>	<u>384,945</u>
Expenditures			
Cultural and Recreation			
Purchased Services	180,500	61,359	119,141
Capital	<u>471,500</u>	<u>580,058</u>	<u>(108,558)</u>
Total Expenditures	<u>652,000</u>	<u>641,417</u>	<u>10,583</u>
Excess (deficiency) of revenues over expenditures	-	395,528	395,528
Other Financing Sources (Uses)			
Transfers Out	-	(516,085)	(516,085)
Total Other Financing Sources (Uses)	-	<u>(516,085)</u>	<u>(516,085)</u>
Net Change in Fund Balance	-	(120,557)	(120,557)
Fund Balance - beginning	<u>3,163,783</u>	<u>3,163,783</u>	-
Fund Balance - ending	<u>\$ 3,163,783</u>	<u>\$ 3,043,226</u>	<u>\$ (120,557)</u>

BEAUFORT COUNTY, SOUTH CAROLINA
 COMBINING SCHEDULE OF REVENUES, EXPENDITURES AND CHANGES IN FUND BALANCES
 NONMAJOR SPECIAL REVENUE FUNDS - CULTURAL AND RECREATION PROGRAMS
 For the Year Ended June 30, 2015


	<u>Summer Nutrition Program Grants</u>		
	<u>Final Budget</u>	<u>Actual</u>	<u>Variance Positive (Negative)</u>
Revenues			
Intergovernmental	\$ 400,000	\$ 379,973	\$ (20,027)
Total Revenues	<u>400,000</u>	<u>379,973</u>	<u>(20,027)</u>
Expenditures			
Cultural and Recreation			
Personnel	77,058	55,871	21,187
Purchased Services	321,742	344,997	(23,255)
Supplies	<u>1,200</u>	<u>719</u>	<u>481</u>
Total Expenditures	<u>400,000</u>	<u>401,587</u>	<u>(1,587)</u>
Net Change in Fund Balance	-	(21,614)	(21,614)
Fund Balance - beginning	<u>22,081</u>	<u>22,081</u>	<u>-</u>
Fund Balance - ending	<u>\$ 22,081</u>	<u>\$ 467</u>	<u>\$ (21,614)</u>

BEAUFORT COUNTY, SOUTH CAROLINA
 COMBINING SCHEDULE OF REVENUES, EXPENDITURES AND CHANGES IN FUND BALANCES
 NONMAJOR SPECIAL REVENUE FUNDS - CULTURAL AND RECREATION PROGRAMS
 For the Year Ended June 30, 2015

	Total		Variance Positive (Negative)
	Final Budget	Actual	
Revenues			
Licenses and Permits	\$ 1,025,500	\$ 1,587,937	\$ 562,437
Intergovernmental	602,791	605,910	3,119
Charges for Services	-	26,638	26,638
Interest	3,275	1,680	(1,595)
Miscellaneous	-	13,255	13,255
Total Revenues	<u>1,631,566</u>	<u>2,235,420</u>	<u>603,854</u>
Expenditures			
Cultural and Recreation			
Personnel	77,058	55,871	21,187
Purchased Services	502,242	411,012	91,230
Supplies	423,835	350,147	73,688
Capital	471,500	777,287	(305,787)
Other	-	1,114	(1,114)
Total Expenditures	<u>1,474,635</u>	<u>1,595,431</u>	<u>(120,796)</u>
Excess (deficiency) of revenues over expenditures	156,931	639,989	483,058
Other Financing Sources (Uses)			
Transfers Out	<u>(193,828)</u>	<u>(516,085)</u>	<u>(322,257)</u>
Total Other Financing Sources (Uses)	<u>(193,828)</u>	<u>(516,085)</u>	<u>(322,257)</u>
Net Change in Fund Balance	(36,897)	123,904	160,801
Fund Balance - beginning	<u>5,062,193</u>	<u>5,062,193</u>	<u>-</u>
Fund Balance - ending	<u>\$ 5,025,296</u>	<u>\$ 5,186,097</u>	<u>\$ 160,801</u>

BEAUFORT COUNTY, SOUTH CAROLINA
BALANCE SHEET
ALL NONMAJOR DEBT SERVICE FUNDS
June 30, 2015

	Bluffton Parkway Bonds	Bluffton County TIF Bonds	Total
<u>ASSETS</u>			
Cash and Equity in Pooled Cash and Investments	\$ 1,110,284	\$ 3,223,069	\$ 4,333,353
Receivables, Net	<u>-</u>	<u>5,725</u>	<u>5,725</u>
Total Assets	<u>\$ 1,110,284</u>	<u>\$ 3,228,794</u>	<u>\$ 4,339,078</u>
<u>LIABILITIES</u>			
Accounts Payable	<u>\$ -</u>	<u>\$ -</u>	<u>\$ -</u>
Total Liabilities	<u>-</u>	<u>-</u>	<u>-</u>
<u>DEFERRED INFLOWS OF RESOURCES</u>			
Unavailable revenue - property taxes	<u>-</u>	<u>5,725</u>	<u>5,725</u>
Total deferred inflows of resources	<u>-</u>	<u>5,725</u>	<u>5,725</u>
<u>FUND BALANCE</u>			
Restricted	<u>1,110,284</u>	<u>3,223,069</u>	<u>4,333,353</u>
Total liabilities, deferred inflows of resources, and fund balances	<u>\$ 1,110,284</u>	<u>\$ 3,228,794</u>	<u>\$ 4,339,078</u>



Gregg J. Hunt
Beaufort County Resident

BEAUFORT COUNTY, SOUTH CAROLINA
COMBINING SCHEDULE OF REVENUES, EXPENDITURES AND CHANGES IN
FUND BALANCES - BUDGET AND ACTUAL
ALL NONMAJOR DEBT SERVICE FUNDS
For the Year Ended June 30, 2015

	Bluffton Parkway Bonds		
	Final Budget	Actual	Variance Positive (Negative)
Revenues			
Interest	\$ 1,700	\$ 528	\$ (1,172)
Total Revenues	<u>1,700</u>	<u>528</u>	<u>(1,172)</u>
Expenditures			
Debt Service - Principal	1,200,000	1,200,000	-
Debt Service - Interest and Fees	<u>113,000</u>	<u>113,000</u>	<u>-</u>
Total Debt Service Expenditures	<u>1,313,000</u>	<u>1,313,000</u>	<u>-</u>
Excess (deficiency) of revenues over expenditures	(1,311,300)	(1,312,472)	(1,172)
Other Financing Sources (Uses)			
Transfers In	2,140,000	2,140,000	-
Transfers Out	<u>(1,215,733)</u>	<u>(1,232,608)</u>	<u>(16,875)</u>
Total Other Financing Sources (Uses)	<u>924,267</u>	<u>907,392</u>	<u>(16,875)</u>
Net Change in Fund Balance	(387,033)	(405,080)	(18,047)
Fund Balance - beginning	<u>1,515,364</u>	<u>1,515,364</u>	<u>-</u>
Fund Balance - ending	<u>\$ 1,128,331</u>	<u>\$ 1,110,284</u>	<u>\$ (18,047)</u>

BEAUFORT COUNTY, SOUTH CAROLINA
COMBINING SCHEDULE OF REVENUES, EXPENDITURES AND CHANGES IN
FUND BALANCES - BUDGET AND ACTUAL
ALL NONMAJOR DEBT SERVICE FUNDS
For the Year Ended June 30, 2015

	Bluffton - County TIF Bonds		
	Final Budget	Actual	Variance Positive (Negative)
Revenues			
Property Taxes	\$ 625,000	\$ 513,544	\$ (111,456)
Interest	<u>1,000</u>	<u>1,075</u>	<u>75</u>
Total Revenues	<u>626,000</u>	<u>514,619</u>	<u>(111,381)</u>
Expenditures			
Debt Service - Principal	745,000	950,000	(205,000)
Debt Service - Interest and Fees	<u>80,952</u>	<u>70,060</u>	<u>10,892</u>
Total Debt Service Expenditures	<u>825,952</u>	<u>1,020,060</u>	<u>(194,108)</u>
Excess (deficiency) of Revenues Over Expenditures	(199,952)	(505,441)	(305,489)
Other Financing Sources (Uses)			
Transfers In	<u>1,486,931</u>	<u>291,701</u>	<u>(1,195,230)</u>
Total Other Financing Sources (Uses)	<u>1,486,931</u>	<u>291,701</u>	<u>(1,195,230)</u>
Net Change in Fund Balance	1,286,979	(213,740)	(1,500,719)
Fund Balance - beginning	<u>3,436,809</u>	<u>3,436,809</u>	<u>-</u>
Fund Balance - ending	<u>\$ 4,723,788</u>	<u>\$ 3,223,069</u>	<u>\$ (1,500,719)</u>

BEAUFORT COUNTY, SOUTH CAROLINA
COMBINING SCHEDULE OF REVENUES, EXPENDITURES AND CHANGES IN
FUND BALANCES - BUDGET AND ACTUAL
ALL NONMAJOR DEBT SERVICE FUNDS
For the Year Ended June 30, 2015

	Total		Variance Positive (Negative)
	Final Budget	Actual	
Revenues			
Property Taxes	\$ 625,000	\$ 513,544	\$ (111,456)
Interest	<u>2,700</u>	<u>1,603</u>	<u>(1,097)</u>
Total Revenues	<u>627,700</u>	<u>515,147</u>	<u>(112,553)</u>
Expenditures			
Debt Service - Principal	1,945,000	2,150,000	(205,000)
Debt Service - Interest and Fees	<u>193,952</u>	<u>183,060</u>	<u>10,892</u>
Total Debt Service Expenditures	<u>2,138,952</u>	<u>2,333,060</u>	<u>(194,108)</u>
Excess (deficiency) of Revenues Over Expenditures	(1,511,252)	(1,817,913)	(306,661)
Other Financing Sources (Uses)			
Transfers In	3,626,931	2,431,701	(1,195,230)
Transfers Out	<u>(1,215,733)</u>	<u>(1,232,608)</u>	<u>(16,875)</u>
Total Other Financing Sources (Uses)	<u>2,411,198</u>	<u>1,199,093</u>	<u>(1,212,105)</u>
Net Change in Fund Balance	899,946	(618,820)	(1,518,766)
Fund Balance - beginning	<u>4,952,173</u>	<u>4,952,173</u>	<u>-</u>
Fund Balance - ending	<u>\$ 5,852,119</u>	<u>\$ 4,333,353</u>	<u>\$ (1,518,766)</u>

BEAUFORT COUNTY, SOUTH CAROLINA
 COMBINING BALANCE SHEET
 ALL NONMAJOR CAPITAL PROJECT FUNDS
 June 30, 2015

	Bluffton Parkway Project	Multicounty Industrial Park	Administrative Building Renovations	Rail Trail	Myrtle Park Phase II	Real Property Purchase Program	2005 GO Bond Projects	2009 GO Bond Projects	2010 GO Bond Projects	2013 GO Bond Projects	2014 GO Bond Projects	Totals
ASSETS												
Cash and Equity in Pooled Cash and Investments	\$ 2,186,505	\$ 100,341	\$ 341,622	\$ 958,831	\$ 396,061	\$ 11,302,896	\$ 91,922	\$ 12,565	\$ 7,428	\$ 930,371	\$ 15,533,855	\$ 31,862,397
Receivables, Net	-	-	-	-	190,750	-	-	-	-	-	-	190,750
Due from Other Governments	-	-	-	-	-	4,574	-	-	-	-	-	4,574
Total Assets	\$ 2,186,505	\$ 100,341	\$ 341,622	\$ 958,831	\$ 586,811	\$ 11,307,470	\$ 91,922	\$ 12,565	\$ 7,428	\$ 930,371	\$ 15,533,855	\$ 32,057,721
LIABILITIES												
Accounts Payable	\$ -	\$ -	\$ 76,997	\$ 1,828	\$ -	\$ 30,137	\$ 76,727	\$ -	\$ -	\$ -	\$ 147,076	\$ 332,765
Total Liabilities	\$ -	\$ -	\$ 76,997	\$ 1,828	\$ -	\$ 30,137	\$ 76,727	\$ -	\$ -	\$ -	\$ 147,076	\$ 332,765
FUND BALANCE												
Reserved and Reserved for Encumbrances	-	-	-	-	-	-	-	-	-	-	-	-
Reserved for Capital Projects	2,186,505	100,341	264,625	957,003	586,811	11,277,333	15,195	12,565	7,428	930,371	15,386,779	31,724,956
Total Fund Equity	2,186,505	100,341	264,625	957,003	586,811	11,277,333	15,195	12,565	7,428	930,371	15,386,779	31,724,956
Total Liabilities and Fund Balance	\$ 2,186,505	\$ 100,341	\$ 341,622	\$ 958,831	\$ 586,811	\$ 11,307,470	\$ 91,922	\$ 12,565	\$ 7,428	\$ 930,371	\$ 15,533,855	\$ 32,057,721

BEAUFORT COUNTY, SOUTH CAROLINA
 COMBINING SCHEDULE OF REVENUES, EXPENDITURES AND CHANGES IN
 FUND BALANCES - BUDGET AND ACTUAL
 ALL NONMAJOR CAPITAL PROJECT FUNDS
 For the Year Ended June 30, 2015

	Bluffton Parkway Project		
	Final Budget	Actual	Variance Positive (Negative)
Revenues			
Interest	\$ -	\$ 701	\$ 701
Total Revenues	<u>-</u>	<u>701</u>	<u>701</u>
Expenditures			
Capital Projects	<u>-</u>	<u>376</u>	<u>(376)</u>
Net Change in Fund Balance	-	325	325
Fund Balance - beginning	<u>2,186,180</u>	<u>2,186,180</u>	<u>-</u>
Fund Balance - ending	<u>\$ 2,186,180</u>	<u>\$ 2,186,505</u>	<u>\$ 325</u>

BEAUFORT COUNTY, SOUTH CAROLINA
 COMBINING SCHEDULE OF REVENUES, EXPENDITURES AND CHANGES IN
 FUND BALANCES - BUDGET AND ACTUAL
 ALL NONMAJOR CAPITAL PROJECT FUNDS
 For the Year Ended June 30, 2015

	Multicounty Industrial Park		
	Final Budget	Actual	Variance Positive (Negative)
Revenues			
Property Taxes	\$ -	\$ 74,559	\$ 74,559
Interest	-	10	10
Total Revenues	<u>-</u>	<u>74,569</u>	<u>74,569</u>
Expenditures			
Capital Projects	<u>-</u>	<u>-</u>	<u>-</u>
Net Change in Fund Balance	-	74,569	74,569
Fund Balance - beginning	<u>25,772</u>	<u>25,772</u>	<u>-</u>
Fund Balance - ending	<u>\$ 25,772</u>	<u>\$ 100,341</u>	<u>\$ 74,569</u>

BEAUFORT COUNTY, SOUTH CAROLINA
 COMBINING SCHEDULE OF REVENUES, EXPENDITURES AND CHANGES IN
 FUND BALANCES - BUDGET AND ACTUAL
 ALL NONMAJOR CAPITAL PROJECT FUNDS
 For the Year Ended June 30, 2015

	<u>Administration Building Renovations</u>		
	<u>Final Budget</u>	<u>Actual</u>	<u>Variance Positive (Negative)</u>
Revenues			
Interest	\$ -	\$ 195	\$ 195
Total Revenues	<u>-</u>	<u>195</u>	<u>195</u>
Expenditures			
Capital Projects	<u>1,065,188</u>	<u>800,758</u>	<u>264,430</u>
Net Change in Fund Balance	(1,065,188)	(800,563)	264,625
Fund Balance - beginning	<u>1,065,188</u>	<u>1,065,188</u>	<u>-</u>
Fund Balance - ending	<u>\$ -</u>	<u>\$ 264,625</u>	<u>\$ 264,625</u>

BEAUFORT COUNTY, SOUTH CAROLINA
 COMBINING SCHEDULE OF REVENUES, EXPENDITURES AND CHANGES IN
 FUND BALANCES - BUDGET AND ACTUAL
 ALL NONMAJOR CAPITAL PROJECT FUNDS
 For the Year Ended June 30, 2015

	Rail Trail		
	Final Budget	Actual	Variance Positive (Negative)
Revenues			
Interest	\$ -	\$ -	\$ -
Total Revenues	<u>-</u>	<u>-</u>	<u>-</u>
Expenditures			
Capital Projects	<u>171,842</u>	<u>21,566</u>	<u>150,276</u>
Excess (deficiency) of revenues over expenditures	(171,842)	(21,566)	150,276
Other Financing Sources (Uses)			
Transfers In	<u>-</u>	<u>806,727</u>	<u>806,727</u>
Total Other Financing Sources (Uses)	<u>-</u>	<u>806,727</u>	<u>806,727</u>
Net Change in Fund Balance	(171,842)	785,161	957,003
Fund Balance - beginning	<u>171,842</u>	<u>171,842</u>	<u>-</u>
Fund Balance - ending	<u>\$ -</u>	<u>\$ 957,003</u>	<u>\$ 957,003</u>

BEAUFORT COUNTY, SOUTH CAROLINA
 COMBINING SCHEDULE OF REVENUES, EXPENDITURES AND CHANGES IN
 FUND BALANCES - BUDGET AND ACTUAL
 ALL NONMAJOR CAPITAL PROJECT FUNDS
 For the Year Ended June 30, 2015

	Myrtle Park Phase II		
	Final Budget	Actual	Variance Positive (Negative)
Revenues			
Interest	\$ -	\$ 66	\$ 66
Miscellaneous	-	312,000	312,000
Total Revenues	-	312,066	312,000
Expenditures			
Capital Projects	-	-	-
Net Change in Fund Balance	-	312,066	312,066
Fund Balance - beginning	274,745	274,745	-
Fund Balance - ending	\$ 274,745	\$ 586,811	\$ 312,066

BEAUFORT COUNTY, SOUTH CAROLINA
COMBINING SCHEDULE OF REVENUES, EXPENDITURES AND CHANGES IN
FUND BALANCES - BUDGET AND ACTUAL
ALL NONMAJOR CAPITAL PROJECT FUNDS
For the Year Ended June 30, 2015

	Real Property Purchase Program		
	Final Budget	Actual	Variance Positive (Negative)
Revenues			
Interest	\$ 16,000	\$ 23,722	\$ 7,722
Total Revenues	<u>16,000</u>	<u>23,722</u>	<u>7,722</u>
Expenditures			
Capital Projects	<u>14,080,229</u>	<u>3,322,117</u>	<u>10,758,112</u>
Excess (deficiency) of revenues over expenditures	(14,064,229)	(3,298,395)	10,765,834
Other Financing Sources (Uses)			
Transfers In	-	<u>10,000</u>	<u>10,000</u>
Total Other Financing Sources (Uses)	<u>-</u>	<u>10,000</u>	<u>10,000</u>
Net Change in Fund Balance	(14,064,229)	(3,288,395)	10,775,834
Fund Balance - beginning	<u>14,565,728</u>	<u>14,565,728</u>	<u>-</u>
Fund Balance - ending	<u>\$ 501,499</u>	<u>\$ 11,277,333</u>	<u>\$ 10,775,834</u>

BEAUFORT COUNTY, SOUTH CAROLINA
 COMBINING SCHEDULE OF REVENUES, EXPENDITURES AND CHANGES IN
 FUND BALANCES - BUDGET AND ACTUAL
 ALL NONMAJOR CAPITAL PROJECT FUNDS
 For the Year Ended June 30, 2015


	2005 General Obligation Bond Projects		
	Final Budget	Actual	Variance Positive (Negative)
Revenues			
Interest	\$ -	\$ 313	\$ 313
Total Revenues	<u>-</u>	<u>313</u>	<u>313</u>
Expenditures			
Capital Projects	<u>179,683</u>	<u>164,801</u>	<u>14,882</u>
Net Change in Fund Balance	(179,683)	(164,488)	15,195
Fund Balance - beginning	<u>179,683</u>	<u>179,683</u>	<u>-</u>
Fund Balance - ending	<u>\$ -</u>	<u>\$ 15,195</u>	<u>\$ 15,195</u>

BEAUFORT COUNTY, SOUTH CAROLINA
 COMBINING SCHEDULE OF REVENUES, EXPENDITURES AND CHANGES IN
 FUND BALANCES - BUDGET AND ACTUAL
 ALL NONMAJOR CAPITAL PROJECT FUNDS
 For the Year Ended June 30, 2015

	2009 General Obligation Bond Projects		
	Final Budget	Actual	Variance Positive (Negative)
Revenues			
Interest	\$ -	\$ 1	\$ 1
Total Revenues	<u>-</u>	<u>1</u>	<u>1</u>
Expenditures			
Capital Projects	<u>13,210</u>	<u>646</u>	<u>12,564</u>
Net Change in Fund Balance	(13,210)	(645)	12,565
Fund Balance - beginning	<u>13,210</u>	<u>13,210</u>	<u>-</u>
Fund Balance - ending	<u>\$ -</u>	<u>\$ 12,565</u>	<u>\$ 12,565</u>

BEAUFORT COUNTY, SOUTH CAROLINA
 COMBINING SCHEDULE OF REVENUES, EXPENDITURES AND CHANGES IN
 FUND BALANCES - BUDGET AND ACTUAL
 ALL NONMAJOR CAPITAL PROJECT FUNDS
 For the Year Ended June 30, 2015

	2010 General Obligation Bond Projects		
	Final Budget	Actual	Variance Positive (Negative)
Revenues			
Interest	\$ -	\$ 1	\$ 1
Total Revenues	<u>-</u>	<u>1</u>	<u>1</u>
Expenditures			
Capital Projects	<u>7,427</u>	<u>-</u>	<u>7,427</u>
Net Change in Fund Balance	(7,427)	1	7,428
Fund Balance - beginning	<u>7,427</u>	<u>7,427</u>	<u>-</u>
Fund Balance - ending	<u>\$ -</u>	<u>\$ 7,428</u>	<u>\$ 7,428</u>



Gregg J. Hunt
Beaufort County Resident

BEAUFORT COUNTY, SOUTH CAROLINA
 COMBINING SCHEDULE OF REVENUES, EXPENDITURES AND CHANGES IN
 FUND BALANCES - BUDGET AND ACTUAL
 ALL NONMAJOR CAPITAL PROJECT FUNDS
 For the Year Ended June 30, 2015

	2013 General Obligation Bond Projects		
	Final Budget	Actual	Variance Positive (Negative)
Revenues			
Interest	\$ -	\$ 11,627	\$ 11,627
Total Revenues	<u>-</u>	<u>11,627</u>	<u>11,627</u>
Expenditures			
Capital Projects	<u>919,697</u>	<u>953</u>	<u>918,744</u>
Net Change in Fund Balance	(919,697)	10,674	930,371
Fund Balance - beginning	<u>919,697</u>	<u>919,697</u>	<u>-</u>
Fund Balance - ending	<u>\$ -</u>	<u>\$ 930,371</u>	<u>\$ 930,371</u>

BEAUFORT COUNTY, SOUTH CAROLINA
 COMBINING SCHEDULE OF REVENUES, EXPENDITURES AND CHANGES IN
 FUND BALANCES - BUDGET AND ACTUAL
 ALL NONMAJOR CAPITAL PROJECT FUNDS
 For the Year Ended June 30, 2015

	2014 General Obligation Bond Projects		
	Final Budget	Actual	Variance Positive (Negative)
Revenues			
Interest	\$ -	\$ 3,658	\$ 3,658
Total Revenues	<u>-</u>	<u>3,658</u>	<u>3,658</u>
Expenditures			
Capital Projects	<u>17,005,769</u>	<u>1,356,879</u>	<u>15,648,890</u>
Excess (deficiency) of revenues over expenditures	(17,005,769)	(1,353,221)	15,652,548
Other Financing Sources (Uses)			
Issuance of Bonds	17,005,769	17,190,000	184,231
Transfers out	<u>-</u>	<u>(450,000)</u>	<u>(450,000)</u>
Total Other Financing Sources (Uses)	<u>17,005,769</u>	<u>16,740,000</u>	<u>(265,769)</u>
Net Change in Fund Balance	-	15,386,779	15,386,779
Fund Balance - beginning	<u>-</u>	<u>-</u>	<u>-</u>
Fund Balance - ending	<u>\$ -</u>	<u>\$ 15,386,779</u>	<u>\$ 15,386,779</u>

BEAUFORT COUNTY, SOUTH CAROLINA
 COMBINING SCHEDULE OF REVENUES, EXPENDITURES AND CHANGES IN
 FUND BALANCES - BUDGET AND ACTUAL
 ALL NONMAJOR CAPITAL PROJECT FUNDS
 For the Year Ended June 30, 2015

	Totals		Variance Positive (Negative)
	Final Budget	Actual	
Revenues			
Property Taxes	\$ -	\$ 74,559	\$ 74,559
Interest	16,000	40,294	24,294
Miscellaneous	-	312,000	312,000
Total Revenues	<u>16,000</u>	<u>426,853</u>	<u>410,853</u>
Expenditures			
Capital Projects	<u>33,443,045</u>	<u>5,668,096</u>	<u>27,774,949</u>
Excess (deficiency) of revenues over expenditures	(33,427,045)	(5,241,243)	28,185,802
Other Financing Sources (Uses)			
Issuance of Bonds	17,005,769	17,190,000	184,231
Transfers In	-	816,727	816,727
Transfers Out	-	(450,000)	(450,000)
Total Other Financing Sources (Uses)	<u>17,005,769</u>	<u>17,556,727</u>	<u>550,958</u>
Net Change in Fund Balance	(16,421,276)	12,315,484	28,736,760
Fund Balance - beginning	<u>19,409,472</u>	<u>19,409,472</u>	<u>-</u>
Fund Balance - ending	<u>\$ 2,988,196</u>	<u>\$ 31,724,956</u>	<u>\$ 28,736,760</u>

BEAUFORT COUNTY, SOUTH CAROLINA
COMBINING STATEMENT OF CHANGES IN ASSETS AND LIABILITIES
ALL AGENCY FUNDS
For the Year Ended June 30, 2015

	Balance July 01, 2014	Additions	Deductions	Balance June 30, 2015
<u>Broad Creek Public Service District</u>				
Assets:				
Equity in Pooled Cash and Investments	\$ 335,570	\$ 2,222,967	\$ 2,461,401	\$ 97,136
Due to Agency:				
Operations	\$ 293,894	\$ 1,414,454	\$ 1,691,726	\$ 16,622
Water/Sewer	41,604	36,849	77,937	516
Debt Service	-	771,664	691,738	79,926
Capital Projects	72	-	-	72
	<u>\$ 335,570</u>	<u>\$ 2,222,967</u>	<u>\$ 2,461,401</u>	<u>\$ 97,136</u>
<u>Fripp Island Public Service District</u>				
Assets:				
Equity in Pooled Cash and Investments	\$ 1,384,075	\$ 1,402,933	\$ 1,315,526	\$ 1,471,482
Due to Agency:				
Erosion Control	\$ 259,608	\$ 39,376	\$ 60,000	\$ 238,984
Water/Sewer	327,198	369,468	362,250	334,416
Debt Service	315,390	444,545	399,290	360,645
Fire Operations	273,368	519,229	475,000	317,597
Fire Department 1% Funds	208,511	30,315	18,986	219,840
	<u>\$ 1,384,075</u>	<u>\$ 1,402,933</u>	<u>\$ 1,315,526</u>	<u>\$ 1,471,482</u>
<u>Forest Beach Public Service District</u>				
Assets:				
Equity in Pooled Cash and Investments	\$ -	\$ 6,744	\$ 6,744	\$ -
Due to Agency:				
Operations	\$ -	\$ 96	\$ 96	\$ -
Fire Operations	-	5,913	5,913	-
Fire Debt Service	-	735	735	-
Fire Department 1% Funds	-	286,829	286,829	-
	<u>\$ -</u>	<u>\$ 6,744</u>	<u>\$ 6,744</u>	<u>\$ -</u>
<u>Hilton Head #1 Public Service District</u>				
Assets:				
Equity in Pooled Cash and Investments	\$ 705,485	\$ 3,335,005	\$ 3,263,029	\$ 777,461
Due to Agency:				
Operations	\$ 49,614	\$ 913,999	\$ 950,000	\$ 13,613
Water/Sewer	58,131	524,860	580,000	2,991
Debt Service	580,377	1,392,145	1,261,029	711,493
Assessment A	8,736	308,822	300,000	17,558
Assessment B	4,359	25,256	27,000	2,615
Assessment C	2,674	77,081	76,000	3,755
Assessment D	746	30,660	30,000	1,406
Assessment H11	848	40,459	39,000	2,307
Revenue Bonds	-	21,723	-	21,723
	<u>\$ 705,485</u>	<u>\$ 3,335,005</u>	<u>\$ 3,263,029</u>	<u>\$ 777,461</u>

BEAUFORT COUNTY, SOUTH CAROLINA
COMBINING STATEMENT OF CHANGES IN ASSETS AND LIABILITIES
ALL AGENCY FUNDS
For the Year Ended June 30, 2015

	Balance July 01, 2014	Additions	Deductions	Balance June 30, 2015
<u>South Beach Public Service District</u>				
Assets:				
Equity in Pooled Cash and Investments	\$ 71,169	\$ 33,135	\$ 76,933	\$ 27,371
Due to Agency:				
Water/Sewer	\$ 46,225	\$ 18,412	\$ 64,000	\$ 637
Debt Service	24,944	1,790	-	26,734
Fire Operations	-	12,207	12,207	-
Fire Debt Service	-	726	726	-
	<u>\$ 71,169</u>	<u>\$ 33,135</u>	<u>\$ 76,933</u>	<u>\$ 27,371</u>
<u>Bluffton Fire District</u>				
Assets:				
Equity in Pooled Cash and Investments	\$ 2,493,297	\$ 20,032,269	\$ 12,032,737	\$ 10,492,829
Due to Agency:				
Operations	\$ 1,339,248	\$ 11,056,019	\$ 11,188,826	\$ 1,206,441
Debt Service	300	867	214,633	(213,466)
Capital Projects	-	8,285,835	19,388	8,266,447
Fire Department 1% Fund	337,178	321,138	609,890	48,426
Fire Impact Fees	816,571	368,410	-	1,184,981
	<u>\$ 2,493,297</u>	<u>\$ 20,032,269</u>	<u>\$ 12,032,737</u>	<u>\$ 10,492,829</u>
<u>Burton Fire District</u>				
Assets:				
Equity in Pooled Cash and Investments	\$ 2,099,685	\$ 4,519,853	\$ 4,964,504	\$ 1,655,034
Due to Agency:				
Operations	\$ 1,553,245	\$ 4,053,977	\$ 4,401,451	\$ 1,205,771
Debt Service	437,590	386,366	435,265	388,691
Fire Department 1% Fund	868	49,304	47,788	2,384
Fire Impact Fees	107,982	30,206	80,000	58,188
	<u>\$ 2,099,685</u>	<u>\$ 4,519,853</u>	<u>\$ 4,964,504</u>	<u>\$ 1,655,034</u>
<u>Daufuskie Island Fire District</u>				
Assets:				
Equity in Pooled Cash and Investments	\$ (39,682)	\$ 1,029,777	\$ 1,150,702	\$ (160,607)
Due to Agency:				
Operations	\$ (87,776)	\$ 975,832	\$ 1,047,473	\$ (159,417)
Debt Service	33,084	35,743	71,927	(3,100)
Fire Department 1% Fund	2,739	11,417	13,802	354
Fire Impact Fees	12,271	6,785	17,500	1,556
	<u>\$ (39,682)</u>	<u>\$ 1,029,777</u>	<u>\$ 1,150,702</u>	<u>\$ (160,607)</u>
<u>Ladys Island/St Helena Island Fire District</u>				
Assets:				
Equity in Pooled Cash and Investments	\$ 1,629,231	\$ 5,414,792	\$ 5,267,368	\$ 1,776,655
Due to Agency:				
Operations	\$ 796,957	\$ 4,932,223	\$ 4,929,003	\$ 800,177
Debt Service	11,872	323,566	312,987	22,451
Fire Department 1% Fund	402,213	85,988	25,378	462,823
Fire Impact Fees	418,189	73,015	-	491,204
	<u>\$ 1,629,231</u>	<u>\$ 5,414,792</u>	<u>\$ 5,267,368</u>	<u>\$ 1,776,655</u>

BEAUFORT COUNTY, SOUTH CAROLINA
COMBINING STATEMENT OF CHANGES IN ASSETS AND LIABILITIES
ALL AGENCY FUNDS
For the Year Ended June 30, 2015

	Balance July 01, 2014	Additions	Deductions	Balance June 30, 2015
<u>Sheldon Fire District</u>				
Assets:				
Equity in Pooled Cash and Investments	\$ 309,891	\$ 1,292,000	\$ 1,262,114	\$ 339,777
Due to Agency:				
Operations	\$ 186,211	\$ 1,195,006	\$ 1,167,548	\$ 213,669
Debt Service	27,865	73,588	72,406	29,047
Fire Department 1% Fund	53,136	20,940	22,160	51,916
Fire Impact Fees	42,679	2,466	-	45,145
	<u>\$ 309,891</u>	<u>\$ 1,292,000</u>	<u>\$ 1,262,114</u>	<u>\$ 339,777</u>
<u>City of Beaufort</u>				
Assets:				
Equity in Pooled Cash and Investments	\$ -	\$ 8,442,963	\$ 8,436,542	\$ 6,421
Due to Agency:				
Municipal	\$ -	\$ 7,544,280	\$ 7,539,558	\$ 4,722
Stormwater Fees	-	838,743	837,044	1,699
Fire Department 1% Fund	-	59,940	59,940	-
	<u>\$ -</u>	<u>\$ 8,442,963</u>	<u>\$ 8,436,542</u>	<u>\$ 6,421</u>
<u>Town of Port Royal</u>				
Assets:				
Equity in Pooled Cash and Investments	\$ -	\$ 2,255,443	\$ 2,229,157	\$ 26,286
Due to Agency:				
Municipal	\$ -	\$ 2,083,274	\$ 2,058,305	\$ 24,969
Stormwater Fees	-	159,906	158,589	1,317
Fire Department 1% Fund	-	12,263	12,263	-
	<u>\$ -</u>	<u>\$ 2,255,443</u>	<u>\$ 2,229,157</u>	<u>\$ 26,286</u>
<u>Town of Bluffton</u>				
Assets:				
Equity in Pooled Cash and Investments	\$ (1,932)	\$ 7,301,962	\$ 7,267,674	\$ 32,356
Due to Agency:				
Municipal	\$ (1,932)	\$ 6,165,665	\$ 6,135,417	\$ 28,316
Stormwater Fees	-	1,136,297	1,132,257	4,040
	<u>\$ (1,932)</u>	<u>\$ 7,301,962</u>	<u>\$ 7,267,674</u>	<u>\$ 32,356</u>
<u>Town of Yemassee</u>				
Assets:				
Equity in Pooled Cash and Investments	\$ -	\$ 31,760	\$ 31,693	\$ 67
Due to Agency:				
Municipal	\$ -	\$ 31,619	\$ 31,552	\$ 67
Fire Department 1% Fund	-	141	141	-
	<u>\$ -</u>	<u>\$ 31,760</u>	<u>\$ 31,693</u>	<u>\$ 67</u>
<u>Town of Hilton Head</u>				
Assets:				
Equity in Pooled Cash and Investments	\$ 13,326	\$ 27,802,061	\$ 27,773,263	\$ 42,124
Due to Agency:				
Municipal	\$ (444)	\$ 23,936,919	\$ 23,917,431	\$ 19,044
Stormwater Fees	-	3,512,150	3,504,090	8,060
Fire Operations	-	19,777	19,777	-
Fire Debt Service	13,770	1,250	-	15,020
Fire Department 1% Fund	-	331,965	331,965	-
	<u>\$ 13,326</u>	<u>\$ 27,802,061</u>	<u>\$ 27,773,263</u>	<u>\$ 42,124</u>

BEAUFORT COUNTY, SOUTH CAROLINA
COMBINING STATEMENT OF CHANGES IN ASSETS AND LIABILITIES
ALL AGENCY FUNDS
For the Year Ended June 30, 2015

	Balance July 01, 2014	Additions	Deductions	Balance June 30, 2015
<u>City of Hardeeville</u>				
Assets:				
Equity in Pooled Cash and Investments	\$ -	\$ 132,506	\$ 133,260	\$ (754)
Due to Agency:				
Municipal	-	132,506	133,260	(754)
	<u>\$ -</u>	<u>\$ 132,506</u>	<u>\$ 133,260</u>	<u>\$ (754)</u>
<u>Beaufort-Jasper Academy for Career Excellence</u>				
Assets:				
Equity in Pooled Cash and Investments	\$ 873,768	\$ 2,831,885	\$ 3,481,148	\$ 224,505
Due to Agency:				
General	\$ 151,109	\$ 2,759,723	\$ 3,441,263	\$ (530,431)
Special Revenue Funds	319,449	-	18,346	301,103
Education Improvement Act	403,210	72,162	21,539	453,833
	<u>\$ 873,768</u>	<u>\$ 2,831,885</u>	<u>\$ 3,481,148</u>	<u>\$ 224,505</u>
<u>Beaufort County School District</u>				
Assets:				
Equity in Pooled Cash and Investments	\$ 92,352,131	\$ 401,527,426	\$ 355,997,400	\$ 137,882,157
Due to Agency:				
General	\$ 24,241,829	\$ 219,374,009	\$ 213,278,450	\$ 30,337,388
Special Revenue Funds	100,000	14,828,396	14,800,946	127,450
School Lunch Program	417,833	9,677,782	9,782,463	313,152
Education Improvement Act	4,441,928	11,114,745	10,746,254	4,810,419
Debt Service	8,992,104	54,189,976	45,609,369	17,572,711
Capital Projects	1,222,631	13,797	-	1,236,428
School 8% Projects	16,865,798	91,145,508	42,234,730	65,776,576
Facilities 2005	7,359,167	1,114,056	1,100,574	7,372,649
Facilities 2007	-	30,349	-	30,349
Facilities 2008	28,710,841	38,808	18,444,614	10,305,035
	<u>\$ 92,352,131</u>	<u>\$ 401,527,426</u>	<u>\$ 355,997,400</u>	<u>\$ 137,882,157</u>
<u>Special Assessments</u>				
Assets:				
Equity in Pooled Cash and Investments	\$ 149,680	\$ 102,858	\$ 108,639	\$ 143,899
Due to Agency:				
Burlington Estates	\$ 22,300	\$ 813	\$ -	\$ 23,113
Burlington Land	16,427	623	-	17,050
Kings Grant II	20,753	7	-	20,760
O'Neal Place	13,394	489	-	13,883
Pleasant Farm	312	19,810	20,121	1
Robin Wood	18,166	694	-	18,860
Seabrook	31,480	36,251	36,645	31,086
Woodland Estates	15,430	651	-	16,081
Brown's Island	10,440	10,619	20,873	186
Cedarcrest	978	32,901	31,000	2,879
	<u>\$ 149,680</u>	<u>\$ 102,858</u>	<u>\$ 108,639</u>	<u>\$ 143,899</u>

BEAUFORT COUNTY, SOUTH CAROLINA
COMBINING STATEMENT OF CHANGES IN ASSETS AND LIABILITIES
ALL AGENCY FUNDS
For the Year Ended June 30, 2015

	Balance July 01, 2014	Additions	Deductions	Balance June 30, 2015
<u>Departmentally Held Funds</u>				
Assets:				
Equity in Pooled Cash and Investments	\$ 23,054,057	\$ 50,665,316	\$ 57,930,325	\$ 15,789,048
Due to Agency:				
Clerk of Court	\$ 2,366,239	\$ 2,351,713	\$ 1,336,151	\$ 3,381,801
Master in Equity - Foreclosures	323,171	22,562,471	22,446,797	438,845
Register of Deeds - Bonds	37,290	46,608	73,641	10,257
Treasurer - JPC Escrow	337,046	18,915	87,388	268,573
Treasurer - Bankruptcy Escrow	207,906	51,264	44,130	215,040
Treasurer - Surplus Tax Escrow	19,782,405	25,634,345	33,942,218	11,474,532
	<u>\$ 23,054,057</u>	<u>\$ 50,665,316</u>	<u>\$ 57,930,325</u>	<u>\$ 15,789,048</u>
Total - All Agency Funds				
Assets:				
Equity in Pooled Cash and Investments	\$ 125,429,751	\$ 540,383,655	\$ 495,190,159	\$ 170,623,247
Due to Agency:				
General	<u>\$ 125,429,751</u>	<u>\$ 540,383,655</u>	<u>\$ 495,190,159</u>	<u>\$ 170,623,247</u>

BEAUFORT COUNTY, SOUTH CAROLINA
 SCHEDULE OF FINES, FEES, ASSESSMENTS AND SURCHARGES
 For the Year Ended June 30, 2015

Clerk of Court Fines, Fees, Assessments and Surcharges


Remitted to the State Treasurer	\$ 454,840
Remitted to Other Agencies	51,682
Retained by the County	<u>174,313</u>
Total Fines, Fees, Assessments and Surcharges Collected	<u>\$ 680,835</u>

Magistrate Courts Fines, Fees, Assessments and Surcharges

Remitted to the State Treasurer	\$ 968,198
Remitted to Other Agencies	58,569
Retained by the County	<u>807,713</u>
Total Fines, Fees, Assessments and Surcharges Collected	<u>\$ 1,834,480</u>

Victims Assistance Services

Funds Carried Forward from Prior Years	\$ -
Fees and Assessments from the Clerk of Court	46,337
Fees and Assessments from the Magistrate Courts	106,484
Fees and Assessments from the Solicitor's Office	3,500
Town of Hilton Head Allocation	60,728
County General Fund Allocation	<u>119,516</u>
Funds Allocated to Victim Assistance Services	336,565
Victim Assistance Expenditures	<u>(228,174)</u>
Funds Available for Carryforward	<u>\$ 108,391</u>



Sandy Dimke
Beaufort County Resident

BEAUFORT COUNTY, SOUTH CAROLINA
ALCOHOL AND DRUG PROGRAMS - PROFIT AND LOSS STATEMENT
FOR THE YEAR ENDING JUNE 30, 2015

	Central Administration	Safety Action Program	School Intervention Program	Community Based Treatment Program	Preventive Education Program	Intensive Outpatient Program	Drug Court	Total
Revenues								
State Mini Bottles	\$ -	\$ -	\$ 68,490	\$ 68,490	\$ 68,490	\$ 68,490	\$ -	\$ 273,960
DAODOS Consolidated Contract	-	29,007	1,753	291,683	102,384	-	-	424,827 A
DAODOS State Block Grant	-	6,308	-	-	-	-	-	6,308 C
DAODOS COLA	-	9,111	3,712	9,448	6,411	5,061	-	33,743 D
DAODOS Other Grants	-	-	-	11,920	717	-	-	12,637 B
Charges for Services - Fees	-	143,541	6,000	83,925	-	-	-	233,466
Charges for Services - Medicaid	-	-	-	81,009	-	-	-	81,009
Interest Income	97	-	-	-	-	-	-	97
Miscellaneous	-	-	-	-	1,807	-	-	1,807
Total Revenues	97	187,967	79,955	546,475	179,809	73,552	-	1,067,855
Expenditures								
Personnel	180,756	149,074	55,574	390,913	168,818	157,062	-	1,102,197
Purchased Services	40,553	18,266	2,456	24,032	12,214	2,088	-	99,609
Supplies	7,039	5,736	457	1,121	814	1,721	16,966	33,854
Capital	21,056	-	-	-	-	-	-	21,056
Total Expenditures	249,404	173,076	58,487	416,066	181,846	160,871	16,966	1,256,716
Excess of Revenues Over (Under) Expenditures	(249,307)	14,891	21,468	130,409	(2,037)	(87,319)	(16,966)	(188,861)
Other Financing Sources								
Transfers In (Out)	176,870	-	-	-	60,524	118,534	44,072	400,000
Net Change in Fund Balance	(72,437)	14,891	21,468	130,409	58,487	31,215	27,106	211,139
Fund Balance - beginning	78,579	12,132	52,119	21,528	812	182	4,348	169,700
Fund Balance - ending	\$ 6,142	\$ 27,023	\$ 73,587	\$ 151,937	\$ 59,299	\$ 31,397	\$ 31,454	\$ 380,839

Notes:

A is the total of the DAODAS Block Grant

B includes SAPT BG Assessment and Synar/STEP Youth Tobacco Buys

C is the State Block Grant

D is the Cost of Living Allowance

BEAUFORT COUNTY, SOUTH CAROLINA
 Daufuskie Ferry Schedule of Budgeted to Actual
 South Carolina Department of Transportation - State Mass Transit Funds (SMTF)
 Contract PT-4G699-13
 For the period beginning July 1, 2014 and ending June 30, 2015

	<u>Budget</u>	<u>Actual - SMTF</u>	<u>Actual - Local</u>	<u>Total Actual</u>	<u>Variance</u>
Revenues					
Intergovernmental ¹	\$ 75,000	\$ 75,000	\$ -	\$ 75,000	\$ -
Charges for Services ²	<u>30,000</u>	<u>-</u>	<u>33,290</u>	<u>33,290</u>	<u>3,290</u>
Total Revenues	105,000	75,000	33,290	108,290	3,290
Expenditures					
Ferry Service	238,200	75,000	196,333	271,333	(33,133)
Parking Fees	12,600	-	12,600	12,600	-
Administration	<u>4,200</u>	<u>-</u>	<u>4,200</u>	<u>4,200</u>	<u>-</u>
Total Expenditures	255,000	75,000	213,133	288,133	(33,133)
Other Financing Sources					
Transfers In ²	<u>150,000</u>	<u>-</u>	<u>150,000</u>	<u>150,000</u>	<u>-</u>
Total Other Financing Sources	150,000	-	150,000	150,000	-
Net Change in Fund Balance	-	-	(29,843)	(29,843)	(29,843)
Fund Balance - beginning	<u>32,608</u>	<u>-</u>	<u>32,608</u>	<u>32,608</u>	<u>-</u>
Fund Balance - ending	<u>\$ 32,608</u>	<u>\$ -</u>	<u>\$ 2,765</u>	<u>\$ 2,765</u>	<u>\$ (29,843)</u>

Note 1: The intergovernmental revenues are provided by the South Carolina Department of Transportation, State Mass Transit Funds.

Note 2: The Charges for Services are Ridership Fees. The transfer in is funding provided by Beaufort County's General Fund.

Statistical Section



Linda Moore
Beaufort County Resident

**BEAUFORT COUNTY, SOUTH CAROLINA
COMPREHENSIVE ANNUAL FINANCIAL REPORT
FISCAL YEAR ENDED JUNE 30, 2015
STATISTICAL SECTION**

This part of the Beaufort County comprehensive annual financial report presents detailed information as a context for understanding what the information in the financial statements, note disclosures, and required supplementary information says about the government's overall health.

CONTENTS	PAGE
Financial Trends These schedules contain trend information to help the reader understand how the government's financial performance and well-being have changed over time.	212 - 217
Revenue Capacity These schedules contain information to help the reader assess the government's most significant local revenue source, property tax.	218 - 221
Debt Capacity These schedules present information to help the reader assess the affordability of the government's current levels of outstanding debt and the government's ability to issue additional debt in the future.	222 - 227
Demographic and Economic Information These schedules offer demographic and economic indicators to help the reader understand the environment within which the government's financial activities take place.	228 - 229
Operating Information These schedules contain service and infrastructure data to help the reader understand how the information in the government's financial report relates to the services the government provides and the activities it performs.	230 - 232

Sources: Unless otherwise noted, the information in these schedules is derived from the comprehensive annual financial reports for the relevant year.

BEAUFORT COUNTY, SOUTH CAROLINA
NET POSITION BY COMPONENT
LAST TEN FISCAL YEARS

	<u>FY 2006</u>	<u>FY 2007</u>	<u>FY 2008</u>	<u>FY 2009</u>	<u>FY 2010</u>	<u>FY 2011</u>	<u>FY 2012</u>	<u>FY 2013</u>	<u>FY 2014</u>	<u>FY 2015</u>
Governmental Activities										
Net investment in capital assets	\$ 32,782,636	\$ 52,776,852	\$ 70,906,216	\$ 82,426,443	\$ 126,759,144	\$ 150,354,190	\$ 182,140,936	\$ 235,805,103	\$ 248,042,213	\$ 258,464,624
Restricted	11,065,409	18,695,106	48,605,864	34,763,370	76,403,806	110,042,845	109,480,674	81,168,869	94,621,380	103,427,275
Unrestricted	<u>34,938,543</u>	<u>41,453,757</u>	<u>45,443,709</u>	<u>83,769,216</u>	<u>27,135,536</u>	<u>1,807,004</u>	<u>2,286,272</u>	<u>5,092,524</u>	<u>(9,776,030)</u>	<u>(67,733,915)</u>
Total governmental activities net position	<u>\$ 78,786,588</u>	<u>\$ 112,925,715</u>	<u>\$ 164,955,789</u>	<u>\$ 200,959,029</u>	<u>\$ 230,298,486</u>	<u>\$ 262,204,039</u>	<u>\$ 293,907,882</u>	<u>\$ 322,066,496</u>	<u>\$ 332,887,563</u>	<u>\$ 294,157,984</u>
Business-Type Activities										
Net investment in capital assets	\$ 22,699,379	\$ 24,046,457	\$ 21,340,684	\$ 23,074,168	\$ 23,805,330	\$ 24,456,698	\$ 23,927,764	\$ 23,961,592	\$ 23,319,358	\$ 27,565,326
Unrestricted	<u>(695,410)</u>	<u>(918,246)</u>	<u>266,120</u>	<u>(2,067,504)</u>	<u>(1,764,310)</u>	<u>(1,979,580)</u>	<u>(1,466,786)</u>	<u>(1,180,550)</u>	<u>(741,276)</u>	<u>(8,545,869)</u>
Total business-type activities net position	<u>\$ 22,003,969</u>	<u>\$ 23,128,211</u>	<u>\$ 21,606,804</u>	<u>\$ 21,006,664</u>	<u>\$ 22,041,020</u>	<u>\$ 22,477,118</u>	<u>\$ 22,460,978</u>	<u>\$ 22,781,042</u>	<u>\$ 22,578,082</u>	<u>\$ 19,019,457</u>
Primary Government										
Net investment in capital assets	\$ 55,482,015	\$ 76,823,309	\$ 92,246,900	\$ 105,500,611	\$ 150,564,474	\$ 174,810,888	\$ 206,068,700	\$ 259,766,695	\$ 271,361,571	\$ 286,029,950
Restricted	11,065,409	18,695,106	48,605,864	34,763,370	76,403,806	110,042,845	109,480,674	81,168,869	94,621,380	103,427,275
Unrestricted	<u>34,243,133</u>	<u>40,535,511</u>	<u>45,709,829</u>	<u>81,701,712</u>	<u>25,371,226</u>	<u>(172,576)</u>	<u>819,486</u>	<u>3,911,974</u>	<u>(10,517,306)</u>	<u>(76,279,784)</u>
Total primary government net position	<u>\$ 100,790,557</u>	<u>\$ 136,053,926</u>	<u>\$ 186,562,593</u>	<u>\$ 221,965,693</u>	<u>\$ 252,339,506</u>	<u>\$ 284,681,157</u>	<u>\$ 316,368,860</u>	<u>\$ 344,847,538</u>	<u>\$ 355,465,645</u>	<u>\$ 313,177,441</u>

BEAUFORT COUNTY, SOUTH CAROLINA
CHANGES IN NET POSITION
LAST TEN FISCAL YEARS

	FY 2006	FY 2007	FY 2008	FY 2009	FY 2010	FY 2011	FY 2012	FY 2013	FY 2014	FY 2015
Expenses										
Governmental Activities										
General Government	\$ 23,243,294	\$ 24,863,032	\$ 27,566,886	\$ 33,883,983	\$ 35,336,670	\$ 33,610,134	\$ 32,119,250	\$ 32,641,163	\$ 34,741,478	\$ 34,268,122
Public Safety	39,033,433	40,322,590	45,505,447	49,090,928	50,524,200	48,927,744	51,231,345	52,481,136	57,185,897	53,323,890
Public Works	19,534,972	19,507,135	21,017,930	19,920,007	20,434,597	20,753,287	19,944,114	23,403,821	22,259,047	24,696,310
Public Health	7,836,966	8,434,863	9,545,159	12,227,572	12,267,824	11,859,259	11,881,484	11,987,651	11,462,648	10,667,458
Public Welfare	1,213,994	1,460,053	2,082,811	1,935,787	2,402,787	3,143,475	2,373,551	2,317,902	3,243,469	3,023,487
Cultural and Recreation	10,964,080	10,527,430	11,682,973	16,947,113	15,963,929	15,339,501	13,863,794	16,064,581	15,583,049	14,936,898
Interest	8,435,071	9,238,679	10,691,835	10,906,551	10,812,119	11,585,371	10,596,657	9,087,049	9,293,605	6,641,311
Total Governmental Activities Expenses	<u>110,261,810</u>	<u>114,353,782</u>	<u>128,093,041</u>	<u>144,911,941</u>	<u>147,742,126</u>	<u>145,218,771</u>	<u>142,010,195</u>	<u>147,983,303</u>	<u>153,769,193</u>	<u>147,557,476</u>
Business-Type Activities										
Garage	3,770,274	4,186,346	4,778,275	-	-	-	-	-	-	-
Stormwater Utility	3,904,685	2,528,367	2,896,205	3,027,952	3,677,985	3,758,958	3,124,645	3,246,022	3,175,708	3,534,035
Lady's Island Airport	678,804	673,942	909,516	1,129,236	664,128	693,783	668,094	667,068	602,879	703,949
Hilton Head Airport	1,801,388	2,107,556	4,475,379	2,478,208	2,558,747	2,191,050	3,236,793	2,565,348	2,829,612	4,517,883
Total Business-Type Expenses	<u>10,155,151</u>	<u>9,496,211</u>	<u>13,059,375</u>	<u>6,635,396</u>	<u>6,900,860</u>	<u>6,643,791</u>	<u>7,029,532</u>	<u>6,478,438</u>	<u>6,608,199</u>	<u>8,755,867</u>
Total Government Expenses	<u>\$ 120,416,961</u>	<u>\$ 123,849,993</u>	<u>\$ 141,152,416</u>	<u>\$ 151,547,337</u>	<u>\$ 154,642,986</u>	<u>\$ 151,862,562</u>	<u>\$ 149,039,727</u>	<u>\$ 154,461,741</u>	<u>\$ 160,377,392</u>	<u>\$ 156,313,343</u>

BEAUFORT COUNTY, SOUTH CAROLINA
CHANGES IN NET POSITION
LAST TEN FISCAL YEARS

	FY 2006	FY 2007	FY 2008	FY 2009	FY 2010	FY 2011	FY 2012	FY 2013	FY 2014	FY 2015
Program Revenues										
Governmental Activities										
Charges for services										
General Government	\$ 15,892,733	\$ 14,964,925	\$ 13,170,035	\$ 16,717,090	\$ 17,046,292	\$ 17,668,968	\$ 18,499,976	\$ 18,342,329	\$ 18,929,100	\$ 18,874,705
Public Safety	8,885,678	8,423,902	7,990,064	7,193,599	7,130,652	7,437,462	6,871,580	8,510,306	6,774,011	7,372,252
Public Works	3,886,634	5,678,226	7,016,889	3,125,389	3,502,896	3,031,913	3,680,979	4,283,664	4,319,788	4,545,834
Public Health	398,718	407,968	410,076	479,704	551,682	525,615	525,594	522,846	535,092	597,297
Public Welfare	5,871	9,725	16,525	22,429	72,702	40,715	40,913	64,283	60,147	87,992
Cultural and Recreation	3,863,531	2,817,775	2,809,504	1,098,497	1,279,808	1,453,157	1,602,628	1,912,336	2,035,420	2,301,655
Operating Grants and Contributions	7,466,688	6,980,330	8,312,520	8,046,928	8,353,023	9,055,697	9,549,138	9,328,245	10,398,779	11,962,524
Capital Grants and Contributions	6,751,581	8,567,228	33,285,927	4,223,966	2,654,488	1,833,055	2,405,145	13,271,813	17,270,372	16,053,234
Total Governmental Activities Program Revenues	<u>47,151,434</u>	<u>47,850,079</u>	<u>73,011,540</u>	<u>40,907,602</u>	<u>40,591,543</u>	<u>41,046,582</u>	<u>43,175,953</u>	<u>56,235,822</u>	<u>60,322,709</u>	<u>61,795,493</u>
Business-Type Activities										
Charges for services										
Garage	3,746,682	4,016,829	4,913,862	-	-	-	-	-	-	-
Stormwater Utility	4,529,385	2,880,264	3,233,196	2,845,833	3,713,687	3,381,644	3,209,895	3,155,000	3,190,705	3,232,499
Lady's Island Airport	772,380	676,061	729,620	535,016	490,691	530,525	567,734	560,766	528,390	552,091
Hilton Head Airport	1,119,330	1,314,648	1,508,468	1,473,958	1,435,463	1,449,414	1,495,360	1,793,155	1,830,654	1,777,043
Operating Grants and Contributions	247,021	219,079	244,468	124,881	133,223	134,837	116,234	112,695	116,090	65,450
Capital Grants and Contributions	5,595,366	1,334,933	1,004,624	986,411	1,862,895	1,563,425	1,562,938	1,175,792	735,231	1,476,192
Total Business-Type Activities Program Revenues	<u>16,010,164</u>	<u>10,441,814</u>	<u>11,634,238</u>	<u>5,966,099</u>	<u>7,635,959</u>	<u>7,059,845</u>	<u>6,952,161</u>	<u>6,797,408</u>	<u>6,401,070</u>	<u>7,103,275</u>
Total Government Program Revenues	<u>\$ 63,161,598</u>	<u>\$ 58,291,893</u>	<u>\$ 84,645,778</u>	<u>\$ 46,873,701</u>	<u>\$ 48,227,502</u>	<u>\$ 48,106,427</u>	<u>\$ 50,128,114</u>	<u>\$ 63,033,230</u>	<u>\$ 66,723,779</u>	<u>\$ 68,898,768</u>
Net (Expense) / Revenue										
Governmental Activities	\$ (63,110,376)	\$ (66,503,703)	\$ (55,081,501)	\$ (104,004,339)	\$ (107,150,583)	\$ (104,172,189)	\$ (98,834,242)	\$ (91,747,481)	\$ (93,446,484)	\$ (85,761,983)
Business-Type Activities	5,855,013	945,603	(1,425,137)	(669,297)	735,099	416,054	(77,371)	318,970	(207,129)	(1,652,592)
Total Government Net (Expense) / Revenue	<u>\$ (57,255,363)</u>	<u>\$ (65,558,100)</u>	<u>\$ (56,506,638)</u>	<u>\$ (104,673,636)</u>	<u>\$ (106,415,484)</u>	<u>\$ (103,756,135)</u>	<u>\$ (98,911,613)</u>	<u>\$ (91,428,511)</u>	<u>\$ (93,653,613)</u>	<u>\$ (87,414,575)</u>

BEAUFORT COUNTY, SOUTH CAROLINA
CHANGES IN NET POSITION
LAST TEN FISCAL YEARS

	FY 2006	FY 2007	FY 2008	FY 2009	FY 2010	FY 2011	FY 2012	FY 2013	FY 2014	FY 2015
General Revenues and Other Changes in Net Assets										
Governmental Activities										
Property Taxes	\$ 68,707,288	\$ 67,937,348	\$ 55,867,689	\$ 92,725,922	\$ 91,394,021	\$ 94,804,284	\$ 93,571,238	\$ 94,819,998	\$ 91,907,959	\$ 96,129,087
Sales Taxes	-	4,647,027	25,531,506	30,440,867	28,257,192	29,292,574	30,442,155	15,043,485	330,889	105,253
Grants and contributions not restricted	6,009,783	7,719,639	9,621,104	10,353,360	9,638,402	8,868,758	9,588,551	7,944,710	8,414,711	8,478,141
Unrestricted investment earnings	2,823,419	4,179,902	4,701,846	3,728,745	4,093,395	1,378,709	883,768	540,155	293,213	269,080
Special item - decrease in other post-employment benefit cost	-	-	-	-	-	-	-	-	-	27,520,071
Transfers In / (Out)	-	-	1,863,867	-	(250,000)	(2,500)	-	-	-	-
Gain/(Loss) on Sale of Capital Assets	-	-	-	-	4,460	(98,017)	-	-	-	-
Miscellaneous	1,303,665	2,838,808	9,342,263	2,758,685	3,352,570	1,833,934	1,841,926	1,557,747	3,320,779	2,366,433
Total Governmental Activities	78,844,155	87,322,724	106,928,275	140,007,579	136,490,040	136,077,742	136,327,638	119,906,095	104,267,551	134,868,065
Business-Type Activities										
Grants and Contributions Not Restricted	1,164,820	-	-	-	-	-	-	-	-	-
Unrestricted Investments Earnings	71,225	174,319	86,760	59,803	48,779	11,282	11,231	4,835	4,169	3,133
Special item - decrease in other post-employment benefit cost	-	-	-	-	-	-	-	-	-	1,230,929
Transfers In / (Out)	-	-	(1,863,867)	-	250,000	2,500	-	-	-	-
Gain/(Loss) on Sale of Capital Assets	-	-	-	-	478	6,262	50,000	(3,741)	-	-
Miscellaneous	-	4,320	270	9,354	-	-	-	-	-	1,079
Total Business-Type Activities	1,236,045	178,639	(1,776,837)	69,157	299,257	20,044	61,231	1,094	4,169	1,235,141
Total Government	\$ 80,080,200	\$ 87,501,363	\$ 105,151,438	\$ 140,076,736	\$ 136,789,297	\$ 136,097,786	\$ 136,388,869	\$ 119,907,189	\$ 104,271,720	\$ 136,103,206
Changes in Net Position										
Governmental Activities	\$ 15,733,779	\$ 20,819,021	\$ 51,846,774	\$ 36,003,240	\$ 29,339,457	\$ 31,905,553	\$ 37,493,396	\$ 28,158,614	\$ 10,821,067	\$ 49,106,082
Business-Type Activities	7,091,058	1,124,242	(3,201,974)	(600,140)	1,034,356	436,098	(16,140)	320,064	(202,960)	(417,451)
Total Government Changes in Net Position	\$ 22,824,837	\$ 21,943,263	\$ 48,644,800	\$ 35,403,100	\$ 30,373,813	\$ 32,341,651	\$ 37,477,256	\$ 28,478,678	\$ 10,618,107	\$ 48,688,631

BEAUFORT COUNTY, SOUTH CAROLINA
FUND BALANCES GOVERNMENTAL FUNDS
LAST TEN FISCAL YEARS

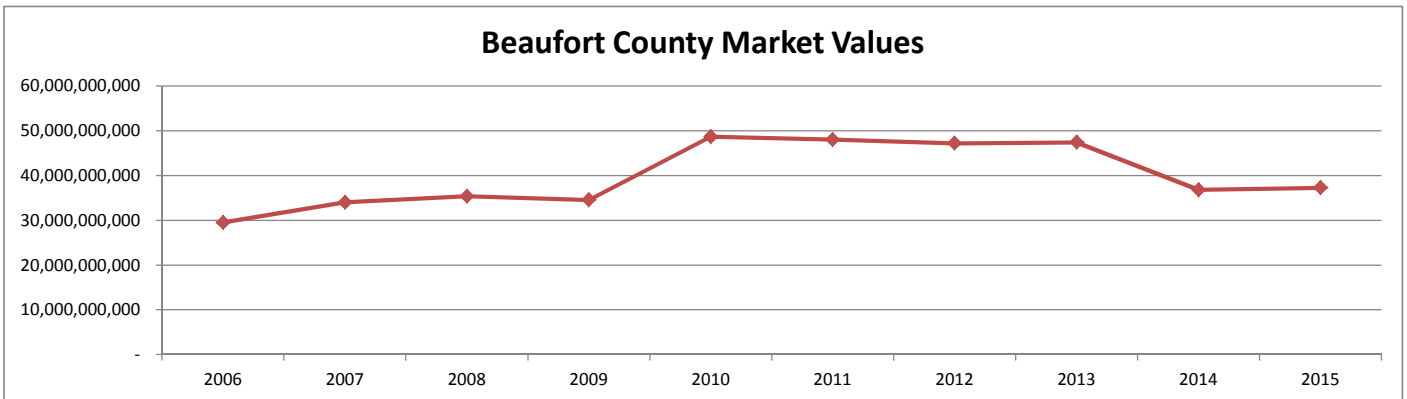
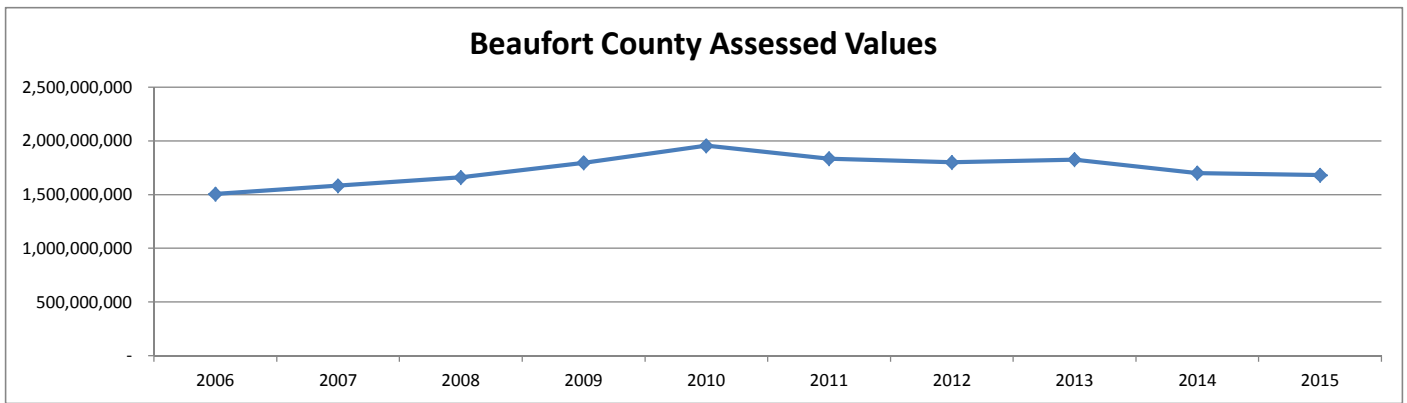
	<u>FY 2006</u>	<u>FY 2007</u>	<u>FY 2008</u>	<u>FY 2009</u>	<u>FY 2010</u>	<u>FY 2011</u>	<u>FY 2012</u>	<u>FY 2013</u>	<u>FY 2014</u>	<u>FY 2015</u>
General Fund										
Reserved	\$ 1,324,226	\$ 2,088,746	\$ 827,243	\$ 2,168,732	\$ 2,023,487					
Unreserved	<u>19,043,267</u>	<u>19,553,774</u>	<u>18,929,748</u>	<u>18,771,412</u>	<u>16,217,306</u>					
Total General Fund	<u>\$ 20,367,493</u>	<u>\$ 21,642,520</u>	<u>\$ 19,756,991</u>	<u>\$ 20,940,144</u>	<u>\$ 18,240,793</u>					
All Other Governmental Funds										
Reserved	\$ 60,052,751	\$ 60,620,111	\$ 103,005,448	\$ 137,996,015	\$ 140,360,312					
Unreserved, Reported In:										
Special revenue funds	<u>17,157,060</u>	<u>26,369,167</u>	<u>32,852,969</u>	<u>34,484,177</u>	<u>-</u>					
Total All Other Governmental Funds	<u>\$ 77,209,811</u>	<u>\$ 86,989,278</u>	<u>\$ 135,858,417</u>	<u>\$ 172,480,192</u>	<u>\$ 140,360,312</u>					
Total All Governmental Funds	<u>\$ 97,577,304</u>	<u>\$ 108,631,798</u>	<u>\$ 155,615,408</u>	<u>\$ 193,420,336</u>	<u>\$ 158,601,105</u>					
General Fund										
Nonspendable						\$ 2,829,512	\$ 2,227,326	\$ 2,061,612	\$ 1,289,814	\$ 1,607,787
Committed						960,216	150,788	218,526	186,084	23,537
Assigned						-	23,697	1,733,143	1,047,473	381,041
Unassigned						<u>14,930,011</u>	<u>19,940,197</u>	<u>20,207,988</u>	<u>21,249,298</u>	<u>24,682,018</u>
Total General Fund						<u>\$ 18,719,739</u>	<u>\$ 22,342,008</u>	<u>\$ 24,221,269</u>	<u>\$ 23,772,669</u>	<u>\$ 26,694,383</u>
All Other Governmental Funds										
Nonspendable						\$ 2,418,050	\$ 1,268,394	\$ 1,199,446	\$ 2,514,805	\$ 4,464,642
Restricted						126,929,680	124,459,879	108,228,779	92,038,827	98,868,411
Committed						4,466	32,889	56,058	67,748	94,222
Unassigned (Deficit)						<u>(1,361)</u>	<u>(28,933)</u>	<u>365,494</u>	<u>-</u>	<u>-</u>
Total All Other Governmental Funds						<u>\$ 129,350,835</u>	<u>\$ 125,732,229</u>	<u>\$ 109,849,777</u>	<u>\$ 94,621,380</u>	<u>\$ 103,427,275</u>
Total All Governmental Funds						<u>\$ 148,070,574</u>	<u>\$ 148,074,237</u>	<u>\$ 134,071,046</u>	<u>\$ 118,394,049</u>	<u>\$ 130,121,658</u>

BEAUFORT COUNTY, SOUTH CAROLINA
CHANGES IN FUND BALANCES GOVERNMENTAL FUNDS
LAST TEN FISCAL YEARS

	FY 2006	FY 2007	FY 2008	FY 2009	FY 2010	FY 2011	FY 2012	FY 2013	FY 2014	FY 2015
Revenues										
Property Taxes	\$ 68,227,384	\$ 72,842,999	\$ 80,919,392	\$ 92,251,291	\$ 91,228,738	\$ 94,610,886	\$ 93,350,153	\$ 94,786,696	\$ 92,501,314	\$ 95,351,350
Licenses and Permits	14,256,278	15,282,447	15,244,516	8,289,425	8,024,048	7,960,357	9,924,740	10,705,122	11,348,536	12,074,801
Intergovernmental	20,228,052	23,267,197	51,219,551	53,065,121	48,903,105	49,050,084	51,984,989	45,588,253	36,414,751	36,611,786
Charges for Services	17,505,824	15,576,292	14,880,644	14,533,541	15,672,535	16,342,605	15,221,171	17,105,139	15,467,080	16,387,825
Fines and Forfeitures	1,171,063	1,443,782	1,287,933	1,354,535	1,483,077	1,126,116	1,015,739	898,436	1,007,091	1,073,474
Interest	2,823,419	3,999,618	4,701,846	3,728,745	1,175,420	782,749	883,768	540,155	293,213	269,082
Settlements	-	-	6,503,786	-	-	-	-	-	-	-
Miscellaneous	1,441,311	2,912,367	3,091,560	2,932,325	3,352,568	1,833,934	1,841,926	1,557,747	3,320,779	2,365,713
Total Revenues	125,653,331	135,324,702	177,849,228	176,154,983	169,839,491	171,706,731	174,222,486	171,181,548	160,352,764	164,134,031
Expenditures										
General Government	19,888,965	21,723,657	24,281,947	26,138,110	26,791,534	24,479,751	23,497,733	23,658,058	24,808,234	25,358,150
Public Safety	34,439,442	38,169,617	42,629,557	45,642,410	42,542,591	42,639,887	43,222,080	44,182,336	46,846,910	48,381,271
Public Works	19,210,085	19,254,211	19,505,060	17,298,711	15,414,631	16,027,746	14,792,685	17,550,180	14,480,016	15,958,306
Public Health	7,703,359	8,808,346	9,648,711	12,170,658	12,045,705	11,598,713	11,218,245	11,306,171	10,758,045	10,490,248
Public Welfare	1,213,994	1,340,276	1,552,651	1,456,197	1,823,168	2,494,653	1,915,122	1,794,172	2,720,482	2,525,257
Cultural and Recreation	7,729,719	8,714,649	9,364,666	13,980,694	13,734,989	12,897,385	11,210,985	13,132,712	12,323,751	11,961,423
Debt Service-Principal	5,665,000	31,830,000	7,615,000	25,395,000	7,565,000	10,170,000	11,820,000	72,805,000	14,280,980	13,453,464
Debt Service-Interest and Fees	7,870,542	9,339,579	10,119,245	11,039,289	10,926,464	11,491,994	11,698,673	10,443,924	8,142,957	8,754,441
Capital Projects	30,886,720	35,382,016	51,042,649	38,983,986	76,482,615	59,155,593	49,619,275	43,528,784	41,668,386	36,170,318
Total Expenditures	134,607,826	174,562,351	175,759,486	192,105,055	207,326,697	190,955,722	178,994,798	238,401,337	176,029,761	173,052,878
Excess (deficiency) of revenues over expenditures	(8,954,495)	(39,237,649)	2,089,742	(15,950,072)	(37,487,206)	(19,248,991)	(4,772,312)	(67,219,789)	(15,676,997)	(8,918,847)
Other Financing Sources (Uses)										
Issuance of Bonds	25,000,000	47,680,193	43,030,000	53,755,000	48,755,000	8,125,000	12,500,000	49,265,000	-	19,450,000
Debt Service-Principal - Refinancing of BANS	-	-	-	-	(48,755,000)	-	-	-	-	-
Refunding Bond Proceeds	-	-	-	-	-	-	15,295,000	58,335,000	-	22,570,000
Payments to Refunding Debt Escrow Agent	-	-	-	-	-	-	(17,312,305)	(65,909,303)	-	(24,811,938)
Bond Premiums	-	-	-	-	2,917,975	595,960	2,368,280	11,525,901	-	3,438,394
Transfers In	11,231,560	10,350,964	18,842,778	17,631,847	19,413,742	13,351,316	15,409,058	27,323,615	23,928,262	19,629,618
Transfers Out	(11,231,560)	(10,350,964)	(16,978,911)	(17,631,847)	(19,663,742)	(13,353,816)	(15,409,058)	(27,323,615)	(23,928,262)	(19,629,618)
Total Other Financing Sources (Uses)	25,000,000	47,680,193	44,893,867	53,755,000	2,667,975	8,718,460	12,850,975	53,216,598	-	20,646,456
Net Change in Fund Balance	\$ 16,045,505	\$ 8,442,544	\$ 46,983,609	\$ 37,804,928	\$ (34,819,231)	\$ (10,530,531)	\$ 8,078,663	\$ (14,003,191)	\$ (15,676,997)	\$ 11,727,609
Debt Service as a Percentage of Noncapital Expenditures	13.0%	29.6%	14.2%	23.8%	14.1%	16.4%	18.2%	42.7%	16.7%	16.2%

**BEAUFORT COUNTY, SOUTH CAROLINA
ASSESSED VALUE AND MARKET VALUE OF TAXABLE PROPERTY
LAST TEN FISCAL YEARS**

Fiscal Year	Real Property			Personal Property			Totals		Total Direct Tax Rate
	Assessed Value	Market Value		Assessed Value	Market Value		Assessed Value	Market Value	
2006	1,342,243,568	27,504,991,147	4.88%	162,980,756	2,029,648,269	8.03%	1,505,224,324	29,534,639,416	45.1
2007	1,397,740,562	31,569,997,800	4.43%	184,669,523	2,419,677,833	7.63%	1,582,410,085	33,989,675,633	44.6
2008	1,452,621,579	32,753,008,310	4.44%	207,538,743	2,626,086,500	7.90%	1,660,160,322	35,379,094,810	47.4
2009	1,551,233,656	32,339,226,541	4.80%	243,531,884	2,212,126,019	11.01%	1,794,765,540	34,551,352,560	51.9
2010	1,720,365,297	45,978,771,345	3.74%	234,553,487	2,691,291,572	8.72%	1,954,918,784	48,670,062,917	46.0
2011	1,610,653,303	45,535,333,122	3.54%	222,826,243	2,522,695,723	8.83%	1,833,479,546	48,058,028,845	47.5
2012	1,614,373,168	45,028,233,052	3.59%	185,451,491	2,186,088,790	8.48%	1,799,824,659	47,214,321,842	47.5
2013	1,614,166,744	44,735,468,004	3.61%	210,531,440	2,692,952,990	7.82%	1,824,698,184	47,428,420,994	48.52
2014	1,503,246,950	34,226,412,913	4.39%	197,121,500	2,573,608,850	7.66%	1,700,368,450	36,800,021,763	56.30
2015	1,456,623,792	34,326,777,040	4.24%	224,587,180	2,943,436,442	7.63%	1,681,210,972	37,270,213,482	56.86



Source: Beaufort County Auditor

BEAUFORT COUNTY, SOUTH CAROLINA
PROPERTY TAX MILLAGES-ALL OVERLAPPING GOVERNMENTS
LAST TEN FISCAL YEARS

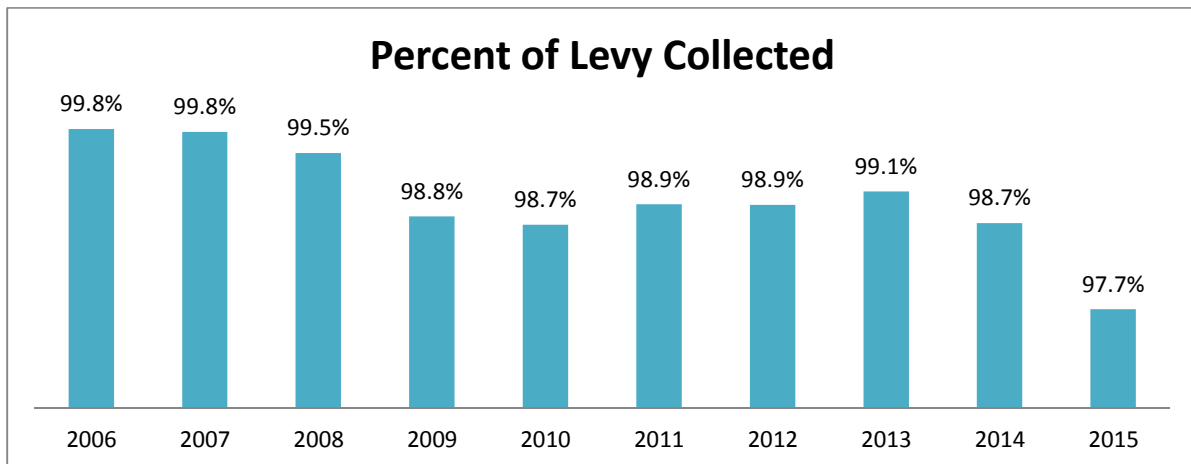
	2006	2007	2008	2009	2010	2011	2012	2013	2014	2015
<u>County-Wide Levies</u>										
County-Operations	33.70	36.70	38.90	45.50	40.21	40.21	40.21	40.21	46.48	46.48
County-Debt Service	5.40	5.40	5.80	4.00	3.62	4.57	4.57	4.44	5.48	5.48
County-Solid Waste/Recycling	4.50	-	-	-	-	-	-	-	-	-
County-Purchase of Real Property Program	1.50	2.50	2.70	2.40	2.13	2.76	2.76	3.87	4.34	4.90
Total Direct Tax Rate	45.10	44.60	47.40	51.90	45.96	47.54	47.54	48.52	56.30	56.86
School-Operations	77.50	91.70	97.30	102.60	90.26	90.26	90.26	92.26	97.45	103.50
School-Operations Surcharge	-	-	2.90	-	-	-	-	-	-	-
School-Debt Service	19.00	17.00	22.60	28.00	24.43	26.33	28.00	28.00	31.71	31.71
Indigent Health Care	1.50	1.50	1.50	-	-	-	-	-	-	-
Continuing Education	3.00	3.00	3.00	-	-	-	-	-	-	-
<u>Municipal Levies</u>										
City of Beaufort	55.80	52.80	52.80	52.80	60.62	60.62	60.62	60.62	66.61	72.62
Town of Port Royal	78.00	74.00	74.00	74.00	69.00	69.00	69.00	69.00	69.00	69.00
Town of Bluffton	42.00	42.00	40.00	40.00	38.00	38.00	38.00	38.00	44.35	44.35
Town of Hilton Head	19.00	19.00	19.00	19.36	18.54	18.54	19.33	19.33	20.83	21.35
Town of Yemassee	68.00	68.00	68.00	68.00	70.00	70.00	70.00	70.00	70.00	70.00
<u>Fire Levies</u>										
Bluffton Fire-Operation	19.50	20.30	21.10	22.30	19.67	19.67	19.67	20.49	24.02	24.02
Bluffton Fire-Debt Service	0.70	0.70	0.90	0.40	0.37	0.38	0.38	-	-	-
Burton Fire-Operations	51.90	51.90	55.10	58.10	55.87	55.87	55.87	58.21	60.18	60.18
Burton Fire-Debt Service	6.00	6.00	6.00	5.00	5.53	5.53	5.53	5.53	5.74	5.74
Daufuskie Island Fire-Operations	29.70	29.70	31.50	33.20	30.11	30.71	31.74	33.07	52.57	54.72
Daufuskie Island Fire-Debt Service	2.60	2.60	2.60	2.50	2.23	-	-	-	2.00	2.00
Lady's Island/St. Helena-Operations	28.90	28.90	30.70	32.40	30.39	31.00	32.04	33.34	34.82	35.94
Lady's Island/St. Helena-Debt Service	1.40	1.40	1.70	1.70	1.50	1.50	1.50	1.50	2.30	2.36
Sheldon Fire-Operations	34.90	34.90	37.00	37.50	32.09	32.22	32.22	33.11	34.53	35.82
Sheldon Fire-Debt Services	2.50	2.50	2.50	2.50	2.14	2.18	2.18	2.18	2.20	2.20

Source: Beaufort County Auditor

**BEAUFORT COUNTY, SOUTH CAROLINA
PROPERTY TAX LEVIES AND COLLECTIONS
LAST TEN FISCAL YEARS**

Fiscal Year	Total Levy (1)	Current Tax Collections	Percent of Levy Collected	Collections in Subsequent Years	Total Tax Collections	Total Collections As Percent of Levy
2006	64,273,714	62,744,316	97.6%	1,400,520	64,144,836	99.8%
2007	66,162,420	63,986,885	96.7%	2,018,146	66,005,031	99.8%
2008	73,087,091	72,399,594	99.1%	330,913	72,730,507	99.5%
2009	84,939,782	82,472,648	97.1%	1,417,008	83,889,656	98.8%
2010	81,772,052	79,374,355	97.1%	1,305,354	80,679,709	98.7%
2011	85,105,603	82,724,674	97.2%	1,451,021	84,175,695	98.9%
2012	85,514,629	83,110,564	97.2%	1,463,404	84,573,968	98.9%
2013	88,456,976	85,269,158	96.4%	2,355,141	87,624,299	99.1%
2014	89,653,758	87,379,532	97.5%	1,095,086	88,474,618	98.7%
2015	92,202,243	90,049,646	97.7%	-	90,049,646	97.7%

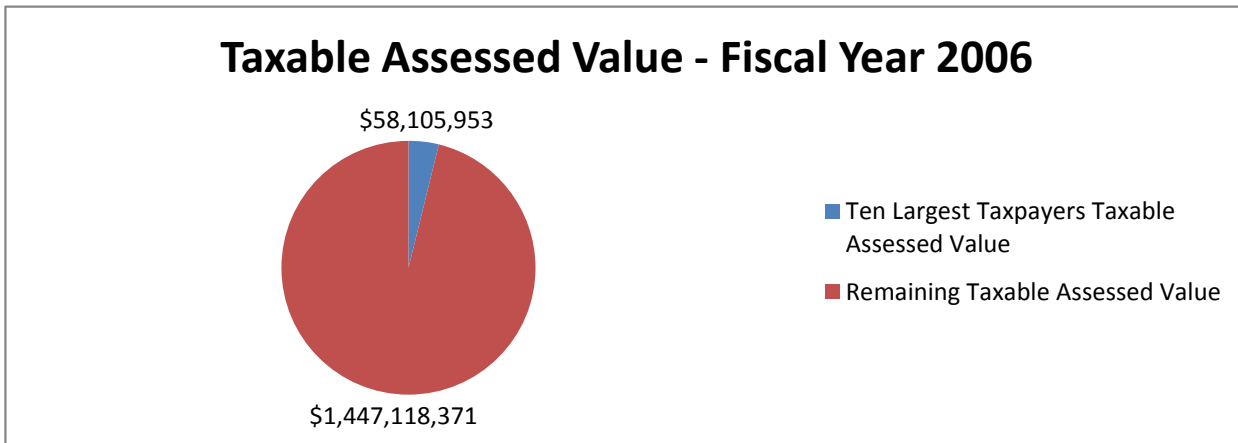
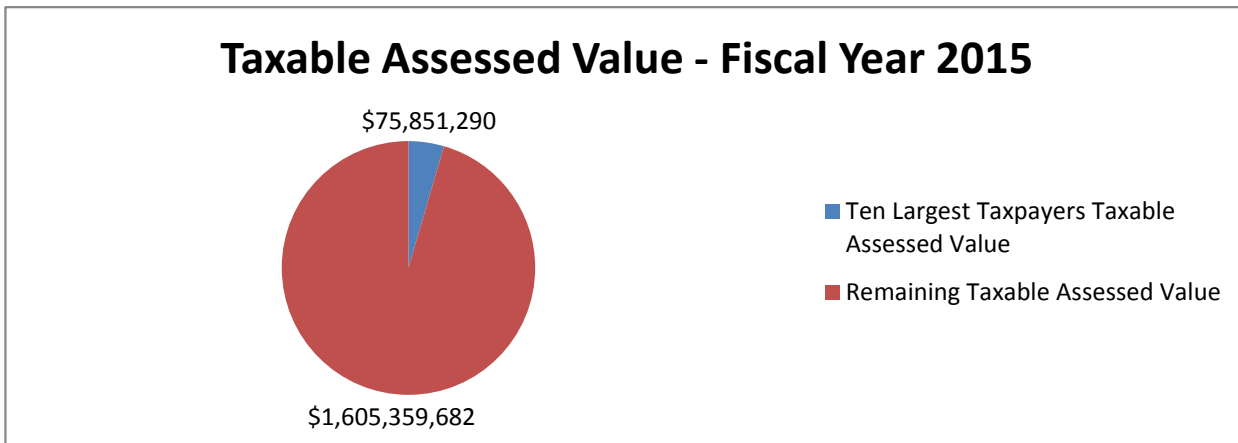
(1) - Includes County operations and maintenance levy, purchase of real property program levy, solid waste and recycling program levy, and debt service levy.



Source: Beaufort County Treasurer

BEAUFORT COUNTY, SOUTH CAROLINA
 TEN LARGEST TAXPAYERS
 CURRENT YEAR AND NINE YEARS AGO

Taxpayer	2015 Fiscal Year			2006 Fiscal Year		
	Taxable Assessed Value	Rank	Percentage of Total Assessed Value	Taxable Assessed Value	Rank	Percentage of Total Assessed Value
South Carolina Electric & Gas	\$ 22,235,150	1	1.32%	\$ 11,031,238	2	0.82%
Marriott Ownership Resorts, Inc.	19,208,180	2	1.14%	17,131,042	1	1.28%
Palmetto Electric Cooperative, Inc.	9,878,690	3	0.59%	7,977,662	3	0.59%
Columbia Properties Hilton Head LLC	4,764,090	4	0.28%	3,885,920	6	0.29%
Bluffton Telephone Company	4,586,690	6	0.27%	3,352,910	8	0.25%
SCG Hilton Head Property LLC	4,260,000	5	0.25%	3,678,552	5	0.27%
Hargray Telephone Company	3,269,920	7	0.19%	4,610,887	4	0.34%
Sea Pines Resort LLC	3,242,760	8	0.19%	2,721,390	9	0.20%
COROC/Hilton Head LLC	2,528,960	9	0.15%	N/A	N/A	N/A
Preserve at Port Royal LLC	1,876,850	10	0.11%	N/A	N/A	N/A
Greenwood Development Corp	N/A	N/A	N/A	3,597,579	7	0.27%
Palmetto Bluff Uplands LLC	N/A	N/A	N/A	118,773	10	0.01%
	\$ 75,851,290		4.5%	\$ 58,105,953		4.3%

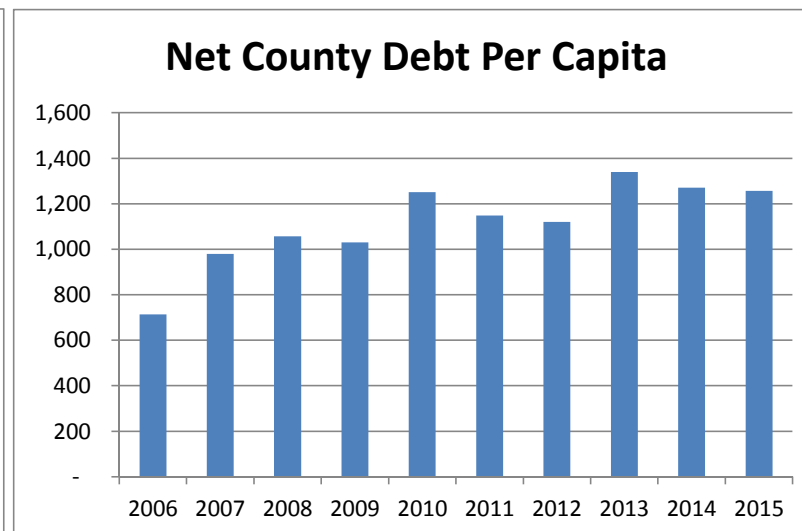
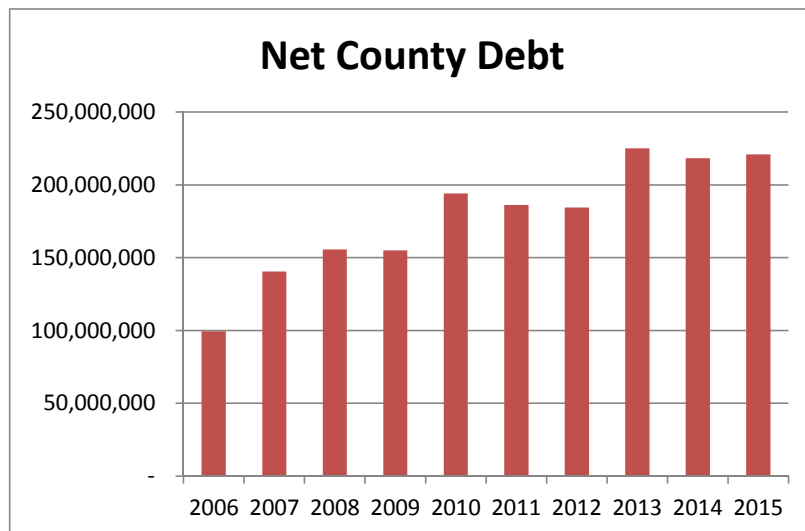


Source: Beaufort County Treasurer

BEAUFORT COUNTY, SOUTH CAROLINA
RATIOS OF GENERAL BONDED DEBT OUTSTANDING
LAST TEN FISCAL YEARS

Fiscal Year	Estimated Population (1)	Assessed Value	General Obligation Bonds	Less: Debt Service Funds	Net County Debt	Ratio of Net County Debt to Assessed Value	Net County Debt Per Capita
2006	139,333	1,505,224,324	100,645,000	1,283,952	99,361,048	6.60%	713
2007	143,614	1,582,410,085	141,670,000	1,091,840	140,578,160	8.88%	979
2008	147,316	1,660,160,322	177,515,000	21,807,616	155,707,384	9.38%	1,057
2009	150,415	1,794,765,540	159,305,000	4,361,432	154,943,568	8.63%	1,030
2010	155,215	1,954,918,784	201,355,000	7,107,378	194,247,622	9.94%	1,251
2011	162,233	1,833,479,546	200,555,000	14,234,168	186,320,832	10.16%	1,148
2012	164,684	1,799,824,659	190,915,000	6,428,998	184,486,002	10.25%	1,120
2013	168,049	1,833,479,546	235,811,387	10,729,541	225,081,846	12.28%	1,339
2014	171,838	1,799,824,659	228,837,985	10,426,750	218,411,235	12.14%	1,271
2015	175,852	1,681,210,972	233,933,174	12,920,104	221,013,070	13.15%	1,257

(1) - Source: U.S. Census Bureau



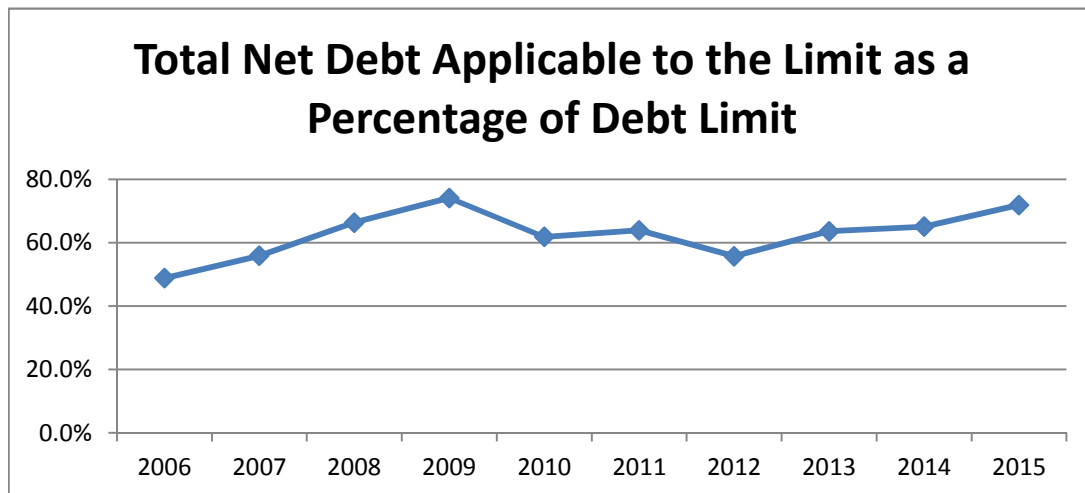
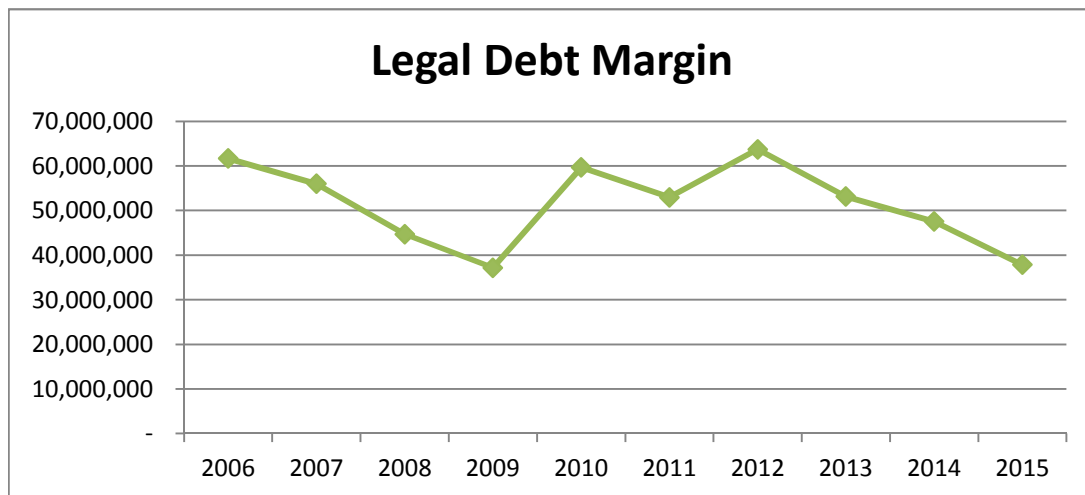
BEAUFORT COUNTY, SOUTH CAROLINA
 COMPUTATION OF LEGAL DEBT MARGIN
 June 30, 2015

Assessed Value - 2014 Tax Year (Fiscal Year 2015)		\$ 1,681,210,972
		<u> x 8%</u>
Constitutional Debt Limit		134,496,878
Outstanding Subject to Debt Limit		<u>96,662,259</u>
Legal Debt Limit Remaining Without a Referendum		<u>\$ 37,834,619</u>

Total Outstanding General Obligation Debt		\$ 233,933,174
Less General Obligation Debt Issued Under Referendum		(95,001,614)
Less General Obligation Debt Issued Paid by Other Sources		<u>(42,269,301)</u>
Total Outstanding Debt Subject to Debt Limit		<u>\$ 96,662,259</u>

BEAUFORT COUNTY, SOUTH CAROLINA
LEGAL DEBT MARGIN DETAIL
LAST TEN FISCAL YEARS

Fiscal Year	Debt Limit	Total Net Debt Applicable to Debt Limit	Legal Debt Margin	Total Net Debt Applicable to the Limit as a Percentage of Debt Limit
2006	120,417,946	58,760,294	61,657,652	48.8%
2007	126,890,994	70,887,603	56,003,391	55.9%
2008	132,812,826	88,104,325	44,708,501	66.3%
2009	143,581,243	106,425,458	37,155,785	74.1%
2010	156,393,503	96,733,089	59,660,414	61.9%
2011	146,678,364	93,722,603	52,955,761	63.9%
2012	143,985,973	80,253,597	63,732,376	55.7%
2013	145,975,855	92,854,428	53,121,427	63.6%
2014	136,029,476	88,506,497	47,522,979	65.1%
2015	134,496,878	96,662,259	37,834,619	71.9%

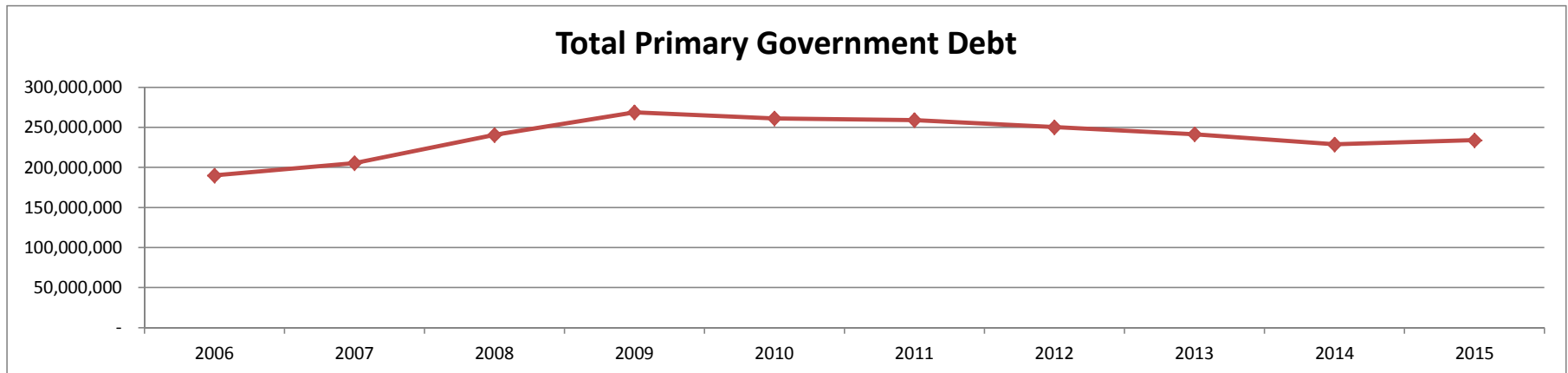


BEAUFORT COUNTY, SOUTH CAROLINA
RATIOS OF OUTSTANDING DEBT BY TYPE
LAST TEN FISCAL YEARS

Fiscal Year	Estimated Population (1)	Governmental Activities			Business-Type Activities		Total Primary Government Debt	Per Capita Personal Income (1)	Estimated Total Personal Income (2)	Percentage of Total Personal Income	Total Primary Government Debt Per Capita
		General Obligation Bonds	TIF Revenue Bonds and BANs	Capital Leases	Note Payable						
2006	139,333	100,645,000	88,545,000	269,926	559,493	190,019,419	39,840	5,551,026,720	3.42%	1,364	
2007	143,614	141,670,000	63,190,000	240,588	382,191	205,482,779	43,183	6,201,683,362	3.31%	1,431	
2008	147,316	177,515,000	62,760,000	210,091	-	240,485,091	45,427	6,692,123,932	3.59%	1,632	
2009	150,415	159,305,000	109,330,000	178,390	-	268,813,390	46,790	7,037,917,850	3.82%	1,787	
2010	155,215	201,355,000	59,715,000	-	-	261,070,000	31,081	4,824,237,415	5.41%	1,682	
2011	162,233	200,555,000	58,470,000	-	-	259,025,000	32,731	5,310,048,323	4.88%	1,597	
2012	164,684	190,915,000	59,410,000	-	-	250,325,000	32,891	5,416,621,444	4.62%	1,520	
2013	168,049	235,811,387	5,685,000	-	-	241,496,387	32,725	5,499,403,525	4.39%	1,437	
2014	171,838	220,921,444	5,767,750	2,148,791	-	228,837,985	32,503	5,585,250,514	4.10%	1,332	
2015	175,852	227,555,765	4,586,750	1,790,659	-	233,933,174	32,290	5,678,261,080	4.12%	1,330	

(1) - Source: U.S. Census Bureau

(2) - Calculated by multiplying the estimated population by the per capita income.



BEAUFORT COUNTY, SOUTH CAROLINA
PLEDGED REVENUE COVERAGE
LAST TEN FISCAL YEARS

New River Tax Increment Financing (TIF) Bonds

Fiscal Year	Collections*	Principal	Interest	Total	Coverage
2006	3,282,894	-	1,989,882	1,989,882	1.6
2007	5,218,464	200,000	3,283,263	3,483,263	1.5
2008	6,749,228	250,000	1,983,883	2,233,883	3.0
2009	7,189,830	310,000	1,976,382	2,286,382	3.1
2010	7,337,824	580,000	1,966,463	2,546,463	2.9
2011	7,665,550	870,000	1,943,262	2,813,262	2.7
2012	6,727,091	1,085,000	1,908,463	2,993,463	2.2
2013	6,617,597	36,705,000	931,175	37,636,175	0.2
2014	N/A	N/A	N/A	N/A	N/A
2015	N/A	N/A	N/A	N/A	N/A

Bluffton (County-Owned) Tax Increment Financing (TIF) Bonds

Fiscal Year	Collections*	Impact Fees	Total Committed Revenue	Principal	Interest	Total Debt Service	Coverage
2006	321,563	2,091,573	2,413,136	135,000	1,141,080	1,276,080	1.9
2007	346,528	2,409,275	2,755,803	155,000	1,138,380	1,293,380	2.1
2008	438,793	3,216,927	3,655,720	180,000	1,134,815	1,314,815	2.8
2009	447,015	938,804	1,385,819	1,875,000	1,116,420	2,991,420	0.5
2010	821,578	1,850,213	2,671,791	280,000	1,040,100	1,320,100	2.0
2011	649,148	1,301,364	1,950,512	375,000	1,030,650	1,405,650	1.4
2012	632,575	1,619,875	2,252,450	475,000	1,016,775	1,491,775	1.5
2013	567,755	2,131,239	2,698,994	20,205,000	1,041,406	21,246,406	0.1
2014	560,862	1,799,890	2,360,752	745,000	80,727	825,727	2.9
2015	513,544	291,701	805,245	950,000	70,060	1,020,060	0.8

* - These collections represent the reconciled TIF revenues of the 2009 fiscal year TIF reconciliation. The TIF revenues are pledged to pay the related bonds that funded the TIF projects for the New River and Bluffton (County-Owned) TIFs.

BEAUFORT COUNTY, SOUTH CAROLINA
 COMPUTATION OF DIRECT AND OVERLAPPING GOVERNMENTAL ACTIVITIES DEBT
 June 30, 2015

	Gross Debt Outstanding	Percentage Applicable to Beaufort County	Amount Applicable to Beaufort County
Beaufort County School District	\$ 357,440,621	100%	\$ 357,440,621
Town of Bluffton	16,152,090	100%	16,152,090
Town of Hilton Head	55,945,000	100%	55,945,000
Town of Port Royal	1,288,148	100%	1,288,148
City of Beaufort	17,129,642	100%	17,129,642
Broad Creek Public Service District	5,097,055	100%	5,097,055
Fripp Island Public Service District	8,971,520	100%	8,971,520
Hilton Head No. 1 Public Service District	51,919,521	100%	51,919,521
Burton Fire District	1,519,878	100%	1,519,878
Bluffton Fire District	8,356,460	100%	8,356,460
Lady's Island/St. Helena Island Fire District	5,725,000	100%	5,725,000
Sheldon Fire District	<u>352,231</u>	100%	<u>352,231</u>
Subtotal of Overlapping Debt	529,897,166		529,897,166
Beaufort County Direct Debt			<u>233,933,174</u>
Total of Direct and Overlapping Debt			<u>\$ 763,830,340</u>

Source: Debt outstanding provided by each governmental unit.

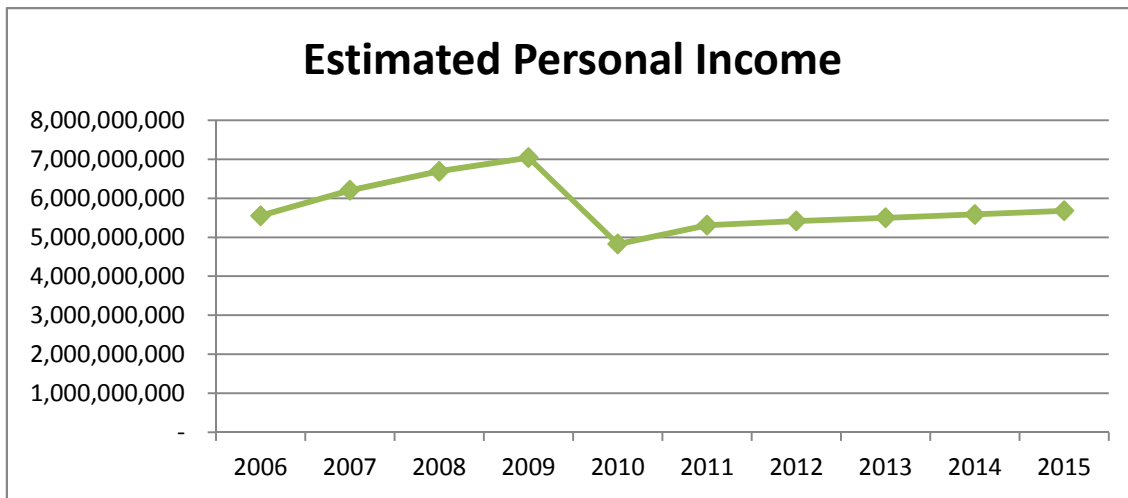
Note: As all of this debt is within Beaufort County, the percentage of applicable debt to the County is 100%. This process recognizes that, when considering the County's ability to issue long-term debt, the entire debt burden borne by the residents and businesses should be taken into account. However, this does not imply that every taxpayer is a resident, and therefore, for repaying debt of each overlapping government.

BEAUFORT COUNTY, SOUTH CAROLINA
 DEMOGRAPHIC AND ECONOMIC STATISTICS
 LAST TEN FISCAL YEARS

Fiscal Year	Estimated Population (1)	Per Capita Personal Income (1)	Estimated Personal Income	Unemployment Margin	Unemployment Rate (2)
2006	139,333	39,840	5,551,026,720	99,493	2.2%
2007	143,614	43,183	6,201,683,362	100,431	2.1%
2008	147,316	45,427	6,692,123,932	101,889	4.3%
2009	150,415	46,790	7,037,917,850	103,625	5.2%
2010	155,215	31,081	4,824,237,415	124,134	9.1%
2011	162,233	32,731	5,310,048,323	129,502	8.8%
2012	164,684	32,891	5,416,621,444	131,793	8.8%
2013	168,049	32,725	5,499,403,525	135,324	7.9%
2014	171,838	32,503	5,585,250,514	139,335	5.6%
2015	175,852	32,290	5,678,261,080	143,562	6.0%

(1) - Source: United States Census Bureau

(2) - Source: United States Department of Labor - Bureau of Labor Statistics



BEAUFORT COUNTY, SOUTH CAROLINA
PRINCIPAL EMPLOYERS

Employer	2015			2006		
	Employees	Rank	Percentage of Total County Employment	Employees	Rank	Percentage of Total County Employment
Beaufort County School District	2,410	1	29.4%	N/A	N/A	N/A
Beaufort Memorial Hospital	1,709	2	20.8%	N/A	N/A	N/A
Beaufort County	1,127	3	13.7%	N/A	N/A	N/A
Marine Corp Community Services	789	4	9.6%	N/A	N/A	N/A
Publix Super Markets, Inc.	702	5	8.6%	N/A	N/A	N/A
Sea Pines Resort	673	6	8.2%	N/A	N/A	N/A
Wal-Mart Associates, Inc.	632	7	7.7%	N/A	N/A	N/A
Tenet Physician Services of Hilton Head	167	8	2.0%	N/A	N/A	N/A
Care Core National, LLC	N/A	N/A	N/A	N/A	N/A	N/A
Department of Defense	N/A	N/A	N/A	N/A	N/A	N/A
Hargray Communications Group, Inc.	N/A	N/A	N/A	N/A	N/A	N/A
Marriott Resorts Hosp. Corp.	N/A	N/A	N/A	N/A	N/A	N/A

N/A - Information Not Available

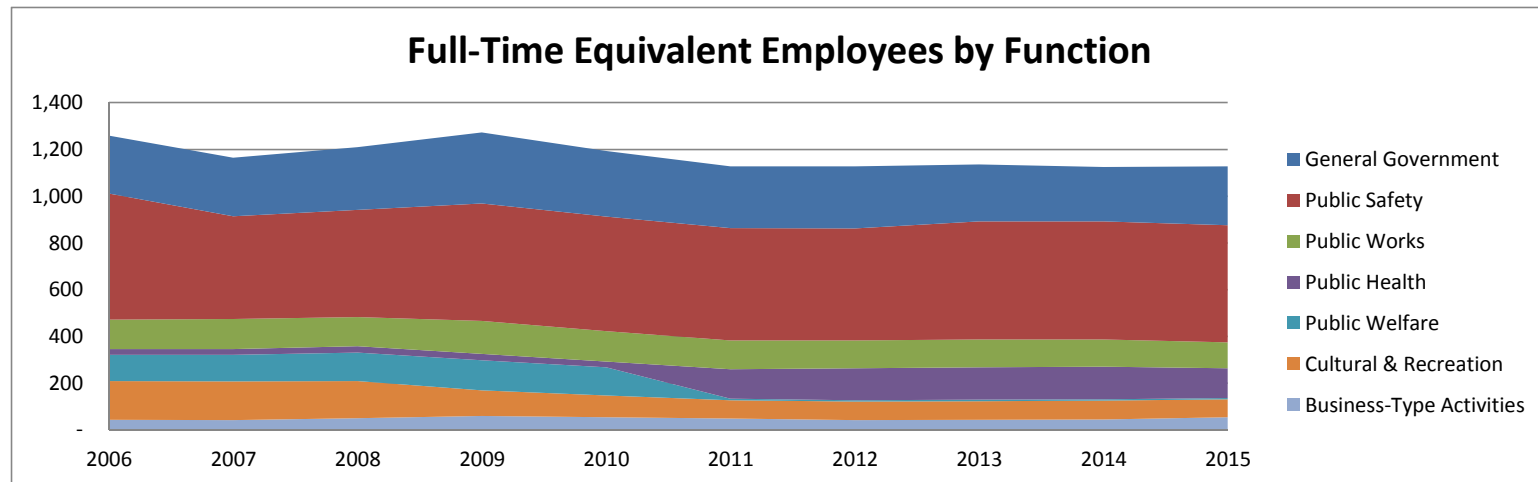
Source: South Carolina Department of Employment & Workforce

Table 17

BEAUFORT COUNTY, SOUTH CAROLINA
 FULL-TIME EQUIVALENT EMPLOYEES BY FUNCTION
 LAST TEN FISCAL YEARS

	2006	2007	2008	2009	2010	2011	2012	2013	2014	2015
<u>General Government</u>	248	251	268	304	281	264	266	244	232	252
<u>Public Safety</u>	539	440	458	503	490	480	479	505	505	501
<u>Public Works</u>	126	129	125	141	130	123	120	120	117	111
<u>Public Health</u>	25	24	27	28	24	127	136	138	140	127
<u>Public Welfare</u>	113	114	122	128	121	6	6	6	5	6
<u>Cultural & Recreation</u>	165	166	159	109	93	79	79	80	81	76
<u>Business-Type Activities</u>	43	41	50	60	54	48	42	43	44	54
Total Full-Time Employees	1,259	1,165	1,209	1,273	1,193	1,127	1,128	1,136	1,124	1,127

Source: Beaufort County Employee Services



BEAUFORT COUNTY, SOUTH CAROLINA
 CAPITAL ASSET STATISTICS BY FUNCTION
 LAST TEN FISCAL YEARS

	2006	2007	2008	2009	2010	2011	2012	2013	2014	2015
<u>General Government</u>										
Number of Parcels Owned	N/A	N/A	199	202	219	225	234	245	249	284
Acreage of County-Owned Land	N/A	N/A	11,319	11,728	11,872	11,968	13,739	15,161	15,247	15,344
Miles of Paved (Maintained) Road	165	168	171	182	194	197	200	202	205	208
Miles of Unimproved Road	140	136	133	131	112	109	106	104	101	98
Total Miles of Road	305	304	304	313	306	306	306	306	306	306
Number of Vehicles	N/A	N/A	30	33	50	34	39	59	47	48
<u>Public Safety</u>										
Number of Vehicles	N/A	N/A	312	349	323	347	345	388	388	387
<u>Public Works</u>										
Number of Vehicles	N/A	N/A	90	86	93	93	90	92	91	89
<u>Public Health</u>										
Number of Vehicles	N/A	N/A	62	59	58	59	57	63	60	63
<u>Public Welfare</u>										
Number of Vehicles	N/A	N/A	3	3	2	2	2	3	3	3
<u>Cultural & Recreation</u>										
Total Acreage of Parks and Leisure Service-Owned Land	N/A	N/A	930	930	930	930	930	930	930	930
Number of Community Centers	N/A	N/A	13	13	13	13	13	13	13	13
Number of Playgrounds	N/A	N/A	19	19	19	19	20	20	20	20
Number of Football Fields	N/A	N/A	10	10	10	10	10	10	10	10
Number of Gymnasiums	N/A	N/A	4	4	4	4	4	4	4	4
Number of Basketball Courts	N/A	N/A	15	15	15	15	15	15	15	15
Number of Tennis Courts	N/A	N/A	21	21	21	21	21	21	21	21
Number of Baseball/Softball Fields	N/A	N/A	34	34	34	34	34	34	34	34
Number of Soccer Fields	N/A	N/A	23	23	23	23	23	23	23	23
Number of Passive Parks	N/A	N/A	6	6	6	6	6	6	6	6
Number of Racquetball Courts	N/A	N/A	2	2	2	2	2	2	2	2
Number of Fitness Centers	N/A	N/A	1	1	1	1	1	1	1	1
Number of Boat Landings	N/A	N/A	25	25	25	25	25	25	25	25
Number of Vehicles	N/A	N/A	31	28	28	27	28	31	31	31

Source: Beaufort County

BEAUFORT COUNTY, SOUTH CAROLINA
 OPERATING INDICATORS BY FUNCTION
 LAST TEN FISCAL YEARS

	2006	2007	2008	2009	2010	2011	2012	2013	2014	2015
<u>Law Enforcement (1)</u>										
Number of Warrants	5,965	5,906	5,533	5,118	3,555	3,548	4,112	3,993	3,230	5,734
Number of Calls Responded to	206,513	235,339	242,320	286,489	304,634	303,717	316,297	308,224	273,768	233,409
Number of Vehicle Moving Violations Cited	15,281	20,551	22,273	75,180	18,248	27,740	29,943	22,468	16,543	15,092
<u>Emergency Medical Services (1)</u>										
Number of Calls Responded to	9,850	13,611	14,785	14,825	15,829	15,207	13,799	12,744	14,906	14,350
<u>Fire Departments (1)</u>										
Number of Calls Responded to - Beaufort Fire Department	2,770	2,786	2,850	2,926	2,917	2,917	3,042	3,192	2,883	2,816
Number of Calls Responded to - Lady's Island Fire Department	2,325	2,234	2,099	2,133	2,152	2,395	2,541	2,666	2,755	2,741
Number of Calls Responded to - Burton Fire Department	2,954	2,937	2,913	3,135	3,152	3,148	3,266	3,588	3,907	N/A
Number of Calls Responded to - Sheldon Fire Department	734	688	693	686	663	794	842	866	982	648
Number of Calls Responded to - Fripp Island Fire Department	244	220	216	199	225	198	195	252	290	N/A
Number of Calls Responded to - Bluffton Fire Department	3,572	3,721	3,893	4,106	4,275	4,704	4,886	5,188	5,382	4,757
Total Number of Calls Responded to - All Fire Departments	12,599	12,586	12,664	13,185	13,384	14,156	14,772	15,752	16,199	10,962
<u>Registered Voters (2)</u>										
Beaufort County	N/A	N/A	90,887	91,619	94,143	98,145	100,320	111,168	100,320	101,761
State of South Carolina	N/A	N/A	2,553,923	2,543,914	2,584,503	2,677,766	2,722,280	2,932,402	2,722,287	2,948,772

(1) - Source: Beaufort County

(2) - Source: South Carolina State Election Commission

N/A - Information Not Available

Gregg J. Hunt
Beaufort County Resident



Single Audit Section

BEAUFORT COUNTY, SOUTH CAROLINA
SCHEDULE OF EXPENDITURES OF FEDERAL AWARDS
For the Year Ended June 30, 2015

	Federal CFDA Number	Federal Award Expended
<u>U.S. Department of Homeland Security</u>		
Passed through the Office of the SC Adjutant General		
Local Emergency Management Performance Grant - 13EMPG01 Supplemental	97.042	14,000
Local Emergency Management Performance Grant - 14EMPG01	97.042	<u>67,566</u>
Total Local Emergency Management Performance		<u>81,566</u>
<u>Homeland Security Cluster</u>		
U.S. Department of Homeland Security		
Passed through SC Law Enforcement Division		
Low Country Regional WMD SWAT Team - 13SHSP07	97.067	35,170
Low Country Regional WMD SWAT Team - 13SHSP15	97.067	52,496
Low Country Regional WMD SWAT Team - 14SHSP06	97.067	4,620
Low Country Regional WMD SWAT Team - 14SHSP13	97.067	<u>6,326</u>
Total Homeland Security Cluster		<u>98,612</u>
<u>JAG Program Cluster</u>		
U.S. Department of Justice		
JAG - FY 12 Act Edward Byrne Memorial Justice Assistance Grant		
Program: Local Solicitation - 2012-DJ-BX-0817	16.738	3,295
JAG - FY 13 Act Edward Byrne Memorial Justice Assistance Grant		
Program: Local Solicitation - 2013-DJ-BX-0676	16.738	<u>19,934</u>
Total JAG Program Cluster		<u>23,229</u>
<u>DNA Backlog Reduction Program</u>		
U.S. Department of Justice		
JAG - FY 13 NIJ - S&LLEA DNA/Other Forensics Justice Assistance Grant		
Program: DNA Backlog Reduction Program 2013-DN-BX-0102	16.741	14,109
JAG - FY 14 NIJ - S&LLEA DNA/Other Forensics Justice Assistance Grant		
Program: DNA Backlog Reduction Program 2014-DN-BX-0100	16.741	<u>74,162</u>
Total DNA Backlog Reduction Program		<u>88,271</u>
<u>U.S. Department of Justice</u>		
State Criminal Alien Assistance Program		
2014-AP-BX-0681	16.606	<u>34,555</u>
<u>Child Nutrition Cluster</u>		
U.S. Department of Agriculture		
Passed through SC Department of Social Services		
Summer Food Services for Children - SF-133	10.559	<u>379,973</u>
<u>Institute of Museums and Library Services</u>		
Passed through South Carolina State Library		
Library Services and Technology Act - The Creation Place, LS-00-13-0041-13, IID-13-03	45.310	<u>5,625</u>
<u>U.S. Department of Health and Human Services</u>		
Passed through SC Department of Social Services		
Child Support Enforcement IV-D Transaction Reimbursement	93.563	255,638
Child Support Enforcement IV-D Incentive Payments	93.563	36,028
Child Support Enforcement IV-D Service of Process Payments	93.563	17,952
Child Support Enforcement IV-D Filing Fees	93.563	<u>19,272</u>
Total Child Support Enforcement		<u>328,890</u>
<u>U.S. Department of Health and Human Services</u>		
Passed through SC Department of Alcohol and Other Drug Abuse Services		
Consolidated Contract - BEA-BG-15	93.959	<u>435,711</u>

Medicaid Cluster

U.S. Department of Health and Human Services

Passed through SC Health and Human Services Finance Commission

Collaborator / Coordinator - Medicaid Contract #A20140545A 93.778 78,616

U.S. Department of Housing and Urban Development

Lowcountry Regional HOME Consortium - M12-DC45-0210 14.239 941,362

Highway Planning and Construction Cluster

U.S. Department of Transportation - Federal Highway Administration

Passed through SC Department of Transportation

Highway Planning and Construction 20.205 5,122,317

FY 2012 TIGER III Boundary Street Redevelopment - TR3-20 20.205 1,289,065

Total Highway Planning and Construction Cluster 6,411,382

Transit Services Programs Cluster

U.S. Department of Transportation - Federal Transit Administration

Passed through SC Department of Transportation

Enhanced Mobility of Seniors and Individuals with Disabilities

SCDOT: PT-55510-37 Grant SC-16-X011 20.513 50,000

U.S. Department of Transportation

South Carolina Emergency Management Division

Hazardous Materials Emergency Preparedness Planning Grant - HM-HMP-0334-13-01 20.703 12,129

U.S. Department of Homeland Security

Law Enforcement Officer Reimbursement Agreement Program 97.090 65,450

U.S. Department of Transportation

Direct Programs:

Federal Aviation Administration

Airport Improvement Programs

3-45-0030-030-2010 20.106 453,502

3-45-0030-031-2011 20.106 235,101

3-45-0030-032-2011 20.106 138,059

3-45-0030-033-2012 20.106 193,987

3-45-0030-034-2012 20.106 221,731

3-45-0030-035-2014 20.106 584,230

3-45-0030-036-2014 20.106 60,739

1,887,349

Grand Total of Fiscal Year 2015 Schedule of Expenditures of Federal Awards

\$ 10,922,718

BEAUFORT COUNTY, SOUTH CAROLINA
NOTES TO THE SCHEDULE OF EXPENDITURES OF FEDERAL AWARDS
For the Year Ended June 30, 2015

Note 1 - Basis of presentation

The accompanying schedule of expenditures of federal awards includes the federal grant activity of Beaufort County, South Carolina, (the "County"), and is presented on the modified accrual basis of accounting. The information in this schedule is presented in accordance with the requirements of OMB Circular A-133, *Audits of States, Local Governments, and Non-Profit Organizations*. Therefore, some amounts presented in this schedule may differ from amounts presented in, or used in the preparation of, the basic financial statements.


Note 2 - Non-cash awards

The County did not receive non-cash federal awards during the year ended June 30, 2015.

Note 3 - Subrecipients

Of the federal expenditures presented in the schedule, the County provided federal awards to subrecipients as follows:

<u>CFDA Number</u>	<u>Program Name</u>	<u>Amounts Provided to Subrecipients</u>
14.239	Lowcountry Regional HOME Consortium	\$941,362



Monica Spells
Beaufort County Resident

Report of Independent Auditor on Internal Control over Financial Reporting and on Compliance and Other matters Based on an Audit of Financial Statements Performed in Accordance with *Government Auditing Standards*

Beaufort County Council
Beaufort County, South Carolina

We have audited, in accordance with the auditing standards generally accepted in the United States of America and the standards applicable to financial audits contained in *Government Auditing Standards* issued by the Comptroller General of the United States, the financial statements of the governmental activities, the business-type activities, each major fund, and the aggregate remaining fund information of Beaufort County, South Carolina (the "County") as of and for the year ended June 30, 2015, and the related notes to the financial statements, which collectively comprise the County's basic financial statements and have issued our report thereon dated January 31, 2016.

Internal Control over Financial Reporting

In planning and performing our audit of the financial statements, we considered the County's internal control over financial reporting (internal control) to determine the audit procedures that are appropriate in the circumstances for the purpose of expressing our opinions on the financial statements, but not for the purpose of expressing an opinion on the effectiveness of the County's internal control. Accordingly, we do not express an opinion on the effectiveness of the County's internal control.

A *deficiency in internal control* exists when the design or operation of a control does not allow management or employees, in the normal course of performing their assigned functions, to prevent, or detect and correct misstatements on a timely basis. A *material weakness* is a deficiency, or combination of deficiencies, in internal control, such that there is a reasonable possibility that a material misstatement of the entity's financial statements will not be prevented, or detected and corrected on a timely basis. A *significant deficiency* is a deficiency, or a combination of deficiencies, in internal control that is less severe than a material weakness, yet important enough to merit attention by those charged with governance.

Our consideration of internal control was for the limited purpose described in the first paragraph of this section and was not designed to identify all deficiencies in internal control that might be material weaknesses or, significant deficiencies. Given these limitations, during our audit we did not identify any deficiencies in internal control that we consider to be material weaknesses. However, material weaknesses may exist that have not been identified.

Compliance and Other Matters

As part of obtaining reasonable assurance about whether the County's financial statements are free of material misstatement, we performed tests of its compliance with certain provisions of laws, regulations, contracts, and grant agreements, noncompliance with which could have a direct and material effect on the determination of financial statement amounts. However, providing an opinion on compliance with those provisions was not an objective of our audit, and accordingly, we do not express such an opinion. The results of our tests disclosed no instances of noncompliance or other matters that are required to be reported under *Government Auditing Standards*.

Purpose of this Report

The purpose of this report is solely to describe the scope of our testing of internal control and compliance and the results of that testing, and not to provide an opinion on the effectiveness of the entity's internal control or on compliance. This report is an integral part of an audit performed in accordance with *Government Auditing Standards* in considering the entity's internal control and compliance. Accordingly, this communication is not suitable for any other purpose.

Handwritten signature of Chung Bekant LLP in black ink.

Augusta, Georgia
January 31, 2016

Report of Independent Auditor on Compliance for Each Major Program and on Internal Control over Compliance Required by OMB Circular A-133

Beaufort County Council
Beaufort County, South Carolina

Report on Compliance for Each Major Federal Program

We have audited Beaufort County, South Carolina's (the "County") compliance with the types of compliance requirements described in the *OMB Circular A-133 Compliance Supplement* that could have a direct and material effect on each of the County's major federal programs for the year ended June 30, 2015. The County's major federal programs are identified in the summary of auditor's results section of the accompanying schedule of findings and questioned costs.

Management's Responsibility

Management is responsible for compliance with the requirements of laws, regulations, contracts, and grants applicable to its federal programs.

Auditor's Responsibility

Our responsibility is to express an opinion on compliance for each of the County's major federal programs based on our audit of the types of compliance requirements referred to above. We conducted our audit of compliance in accordance with auditing standards generally accepted in the United States of America; the standards applicable to financial audits contained in *Government Auditing Standards*, issued by the Comptroller General of the United States; and OMB Circular A-133, *Audits of States, Local Governments, and Non-Profit Organizations*. Those standards and OMB Circular A-133 require that we plan and perform the audit to obtain reasonable assurance about whether noncompliance with the types of compliance requirements referred to above that could have a direct and material effect on a major federal program occurred. An audit includes examining, on a test basis, evidence about the County's compliance with those requirements and performing such other procedures as we considered necessary in the circumstances.

We believe that our audit provides a reasonable basis for our opinion on compliance for each major federal program. However, our audit does not provide a legal determination of the County's compliance.

Opinion on Each Major Federal Program

In our opinion, the County complied, in all material respects, with the types of compliance requirements referred to above that could have a direct and material effect on each of its major federal programs for the year ended June 30, 2015.

Report on Internal Control over Compliance

Management of the County is responsible for establishing and maintaining effective internal control over compliance with the types of compliance requirements referred to above. In planning and performing our audit of compliance, we considered the County's internal control over compliance with the types of requirements that could have a direct and material effect on each major federal program to determine the auditing procedures that are appropriate in the circumstances for the purpose of expressing an opinion on compliance for each major federal program and to test and report on internal control over compliance in accordance with OMB Circular A-133, but not for the purpose of expressing an opinion on the effectiveness of internal control over compliance. Accordingly, we do not express an opinion on the effectiveness of the County's internal control over compliance.

A deficiency in internal control over compliance exists when the design or operation of a control over compliance does not allow management or employees, in the normal course of performing their assigned functions, to prevent, or detect and correct, noncompliance with a type of compliance requirement of a federal program on a timely basis. A *material weakness in internal control over compliance* is a deficiency, or combination of deficiencies, in internal control over compliance, such that there is a reasonable possibility that material noncompliance with a type of compliance requirement of a federal program will not be prevented, or detected and corrected, on a timely basis. A *significant deficiency in internal control over compliance* is a deficiency, or a combination of deficiencies, in internal control over compliance with a type of compliance requirement of a federal program that is less severe than a material weakness in internal control over compliance, yet important enough to merit attention by those charged with governance.

Our consideration of internal control over compliance was for the limited purpose described in first paragraph of this section and was not designed to identify all deficiencies in internal control over compliance that might be material weaknesses or significant deficiencies and therefore, material weaknesses or significant deficiencies may exist that were not identified. We did not identify any deficiencies in internal control over compliance that we consider to be material weaknesses. However, we identified a certain deficiency in internal control over compliance, as described in the accompanying schedule of findings and questioned costs as item 2015-01 that we consider to be a significant deficiency.

The County's responses to the internal control over compliance findings identified in our audit are described in the accompanying schedule of findings and questioned costs. The County's responses were not subjected to the auditing procedures applied in the audit of compliance and, accordingly, we express no opinion on the responses.

The purpose of this report on internal control over compliance is solely to describe the scope of our testing of internal control over compliance and the results of that testing based on the requirements of OMB Circular A-133. Accordingly, this report is not suitable for any other purpose.

Handwritten signature of Cheryl Bekant LLP in black ink.

Augusta, Georgia
January 31, 2016

BEAUFORT COUNTY, SOUTH CAROLINA
SCHEDULE OF FINDINGS AND QUESTIONED COSTS

FOR THE YEAR ENDED JUNE 30, 2015

Section I. Summary of Auditor's Results

Financial Statements

Type of auditor's report issued: Unmodified

Internal control over financial reporting:

- Material weakness(es) identified? yes no
- Significant deficiency(ies) identified? yes none reported

Noncompliance material to financial statements noted? yes no

Federal Awards

Internal control over major programs:

- Material weakness(es) identified? yes no
- Significant deficiency(ies) identified? yes none reported

Type of auditor's report issued on compliance for major programs: Unmodified

Any audit findings disclosed that are required to be reported in accordance with Section 510(a) of Circular A-133? yes no

Major Programs:

The programs tested as major programs of Beaufort County, South Carolina included:

<u>CFDA #</u>	<u>Name of Federal Program</u>
10.559	Summer Service Food Program for Children
14.239	Home Investment Partnership Program
20.106	Airport Improvement Program

Dollar threshold used to distinguish between type A and type B programs: \$327,682

Qualified as low-risk auditee? yes no

BEAUFORT COUNTY, SOUTH CAROLINA

SCHEDULE OF FINDINGS AND QUESTIONED COSTS

FOR THE YEAR ENDED JUNE 30, 2015

Section II. Findings in relation to the Audit of the Financial Statements

None reported.

Section III. Federal Awards Findings and Questioned Costs

Item 2015-01

Federal Agency:	U.S. Department of Agriculture
Pass-through Entity:	South Carolina Department of Social Services/ South Carolina Department of Education
Federal Program:	CFDA #10.559 – Summer Service Food Program for Children
Award #:	SF-133
Compliance Requirement:	Allowable Costs
Type of finding:	Significant Deficiency in Internal Control

CRITERIA

Program requirements state that the sponsor must conduct required visits and reviews of distribution sites to include, at a minimum, 1) pre-operational visits conducted for new sites and those that experienced operational problems the previous year before a site operates the summer program; 2) site visits conducted at least once during the first week of operation for new sites and sites that experienced problems in previous years to ensure the food service operation is running smoothly; and 3) site reviews conducted at least once during the first four weeks of program operations to observe delivery of meals, service of meals, children eating the meals, and clean up after meals. All visits and reviews must be documented.

CONDITION

We noted that a site review was not performed at (3) three of the (35) thirty-five meal sites selected for testing.

CONTEXT

The County does not have proper procedures in place to ensure the monitors are performing the required site visits and reviews.

EFFECTS

Sites not properly monitored could result in inaccurate meal counts or other program violations related to the service of meals. This could result in disallowance of costs charged to the federal program.

CAUSE

Sites were inadvertently omitted from the monitoring schedule. Other sites were visited but documentation of the visit could not be found.

RECOMMENDATION

We recommend the County strengthen its internal controls over training of monitors and implement policies and procedures to ensure all sites are properly monitored according to the required time frames.

MANAGEMENT'S RESPONSE AND CORRECTIVE ACTION PLAN

A schedule of pre-operational visits, site visits, and site reviews will be devised and documented, with mandatory review by the sponsoring organization. A staff member will be designated to periodically review the visit schedule, comparing the schedule with documentation from actual site visits, to ensure the schedule remains valid and visits and reviews are on track. Any deviations from the approved schedule must be reported to the sponsor immediately and re-visits will be scheduled as necessary to meet program requirements.

BEAUFORT COUNTY, SOUTH CAROLINA

SUMMARY SCHEDULE OF PRIOR AUDIT FINDINGS AND QUESTIONED COSTS

FOR THE YEAR ENDED JUNE 30, 2015

Item 2014-01

Federal Agency:	U.S. Department of Agriculture
Pass-through Entity:	South Carolina Department of Social Services
Federal Program:	CFDA #10.559 – Summer Service Food Program for Children
Award #:	SF-133
Compliance Requirement:	Allowable Costs
Type of finding:	Significant Deficiency in Internal Control

CRITERIA

Program requirements state that the sponsor must maintain an accounting system with supporting fiscal records adequate to ensure that claims for funds are in accordance with the contract and all applicable laws, regulations and policies. Program expense reimbursements are based on the number of actual allowable meals served to eligible participants.

CONDITION

We noted discrepancies between the number of meals purchased and the number of meals reported as being served.

CONTEXT

The County does not have proper procedures in place to ensure site supervisors are accounting for each meal delivered.

EFFECTS

When the number of meals purchased is less than the number of meals reported as served, unless documented and explained as to the differences, it could raise concern that the site(s) may be over-reporting the meals served on the daily meal count records.

CAUSE

The County does not reconcile the meals delivered per the sites' daily delivery tickets to the monthly invoice from the food vendor.

RECOMMENDATION

We recommend the County strengthen its internal controls over accounting for each meal delivered to the distribution sites by reconciling meal delivery receipts to the daily meal count sheets and the monthly invoice for meals.

MANAGEMENT'S RESPONSE AND CORRECTIVE ACTION PLAN

Staff members who attend the state-level training will, in turn, conduct training of site supervisors. A designated staff member will check meal count forms for accuracy. A monitoring tracking system will be developed to ensure that a second party review count is performed on all meal count forms.

CURRENT STATUS

Finding has been corrected.

BEAUFORT COUNTY, SOUTH CAROLINA

SUMMARY SCHEDULE OF PRIOR AUDIT FINDINGS AND QUESTIONED COSTS

FOR THE YEAR ENDED JUNE 30, 2015

Item 2014-02

Federal Agency:	U.S. Department of Agriculture
Pass-through Entity:	South Carolina Department of Social Services
Federal Program:	CFDA #10.559 – Summer Service Food Program for Children
Award #:	SF-133
Compliance Requirement:	Allowable Costs
Type of finding:	Significant Deficiency in Internal Control

CRITERIA

Program requirements state that the sponsor must maintain an accounting system with supporting fiscal records adequate to ensure that claims for funds are in accordance with the contract and all applicable laws, regulations and policies. Program expense reimbursements are based on the number of actual allowable meals served to eligible participants.

CONDITION

We noted discrepancies between the number of meals purchased and the number of meals reported as being served.

CONTEXT

The County does not have proper procedures in place to ensure site supervisors are accounting for each meal delivered.

EFFECTS

When the number of meals purchased is less than the number of meals reported as served, unless documented and explained as to the differences, it could raise concern that the site(s) may be over-reporting the meals served on the daily meal count records.

CAUSE

The County does not reconcile the meals delivered per the sites' daily delivery tickets to the monthly invoice from the food vendor.

RECOMMENDATION

We recommend the County strengthen its internal controls over accounting for each meal delivered to the distribution sites by reconciling meal delivery receipts to the daily meal count sheets and the monthly invoice for meals.

MANAGEMENT'S RESPONSE AND CORRECTIVE ACTION PLAN

Staff members who attend the state-level training will, in turn, conduct training of site supervisors. A designated staff member will check meal count forms for accuracy. A monitoring tracking system will be developed to ensure that a second party review count is performed on all meal count forms.

CURRENT STATUS

Finding has been corrected.

BEAUFORT COUNTY, SOUTH CAROLINA

SUMMARY SCHEDULE OF PRIOR AUDIT FINDINGS AND QUESTIONED COSTS

FOR THE YEAR ENDED JUNE 30, 2015

Item 2014-03

Federal Agency:	U.S. Department of Agriculture
Pass-through Entity:	South Carolina Department of Social Services
Federal Program:	CFDA #10.559 – Summer Service Food Program for Children
Award #:	SF-133
Compliance Requirement:	Allowable Costs
Type of finding:	Significant Deficiency in Internal Control

CRITERIA

Program requirements state that the sponsor must conduct required visits and reviews of distribution sites to include, at the minimum, 1) pre-operational visits conducted for new sites and those that experienced operational problems the previous year before a site operates the summer program; 2) site visits conducted at least once during the first week of operation to make sure the food service operation is running smoothly; and 3) site reviews conducted at least once during the first four weeks of program operations to observe delivery of meals, service of meals, children eating the meals, and clean up after meals. All visits and reviews must be documented.

CONDITION

On August 14, 2014, the South Carolina Department of Social Services (SCDSS) conducted a program compliance review for the program. SCDSS performed reviews of monitoring. It was determined that the sites were not properly monitored according to the required number and timing of visits.

CONTEXT

The County does not have proper procedures in place to ensure the monitors are performing the required site visits and reviews.

EFFECTS

Sites not properly supervised or supervisors not properly trained could result in inaccurate meal counts or other program violations related to the service of meals. This could result in disallowance of costs charged to the federal program.

CAUSE

Sites were inadvertently omitted from the monitoring schedule. Other sites were visited but documentation of the visit could not be found.

RECOMMENDATION

We recommend the County strengthen its internal controls over training of monitors and implement policies and procedures to ensure all sites are properly monitored according to the required time frames.

MANAGEMENT'S RESPONSE AND CORRECTIVE ACTION PLAN

A schedule of pre-operational and site visits will be devised, with mandatory review by the sponsoring organization. A staff member will be designated to periodically review the visit schedule, comparing the schedule with documentation from actual site visits, to ensure the schedule remains valid and visits are on track. Any deviations from the approved schedule must be reported to the sponsor immediately and re-visits will be scheduled as necessary to meet program requirements.

CURRENT STATUS

This finding is repeated for the current fiscal year. Please refer to item 2015-01.




COUNTY COUNCIL OF
BEAUFORT COUNTY
SOUTH CAROLINA
Post Office Drawer 1228
Beaufort, SC 29901-1228
843.255.2500 Tel

This Page and Back Cover
Vivian Bikulege
Beaufort County Resident

Design by
Monica Spells
Communications and
Accountability Department
February 2016

www.bcgov.net



County Council of Beaufort County, South Carolina